THIS DRAWING IS UNPUBLISHED. RELEASED FOR PUBLICATION -.-.-
© COPYRIGHT - By - ALL RIGHTS RESERVED

LOC	DIST	REVISIONS					
AA	22	P	LTR	DESCRIPTION	DATE	DWN	APVD
			A3	REVISED PER ECO-11-005033	28MAR11	RK	HMR

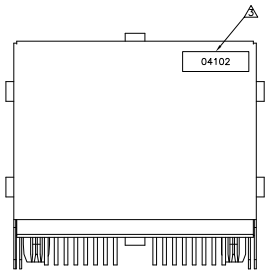

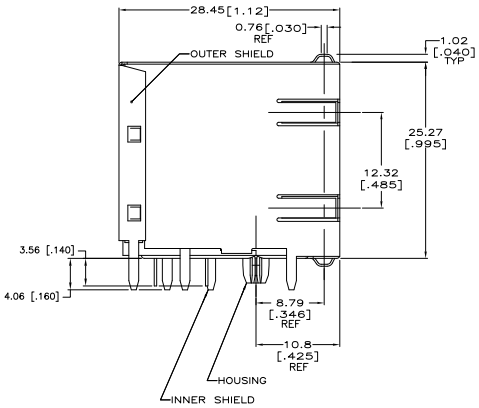

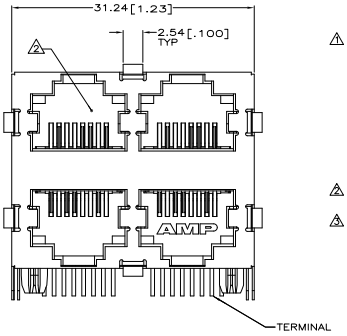

1. MATERIAL:
HOUSING – PCT POLYESTER, BLACK, UL94V-0. OVERMOLDED TERMINAL ARRAY – PBT, BROWN. TERMINALS – 0.33 [.013] THICK PHOS BRONZE PLATED WITH 1.27um [.000050] MIN THICK HARD GOLD IN LOCALIZED AREA AND 3.81um [.000150] MIN THICK MATTE TIN IN SOLDER AREA OVER 1.27um [.000050] MIN THICK NICKEL UNDERPLATE.
SHIELDS – 0.25 [.010] THICK COPPER ALLOY PLATED WITH 1.27 um [.000050] MINMUM NICKEL AND 2.03 um [.000080] MINIMUM HOT TIN DIP ON PCB GROUND TABS.

2. JACK CAVITY CONFORMS TO FCC RULES AND REGULATIONS, PART 68 SUBPART F.

3. DATE CODE LOCATED ON REAR OF PART APPROXIMATELY AS SHOWN:
FIRST 2 DIGITS ARE LAST 2 DIGITS OF YEAR,
SECOND 2 DIGITS ARE MANUFACTURING WORK WEEK,
LAST DIGIT IS DAY OF WEEK, WITH SUNDAY = 1.

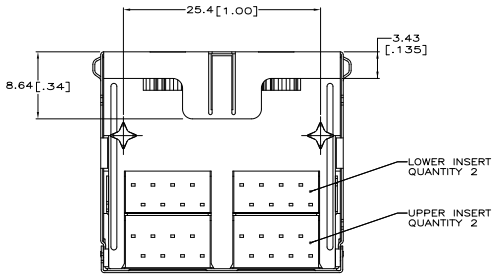

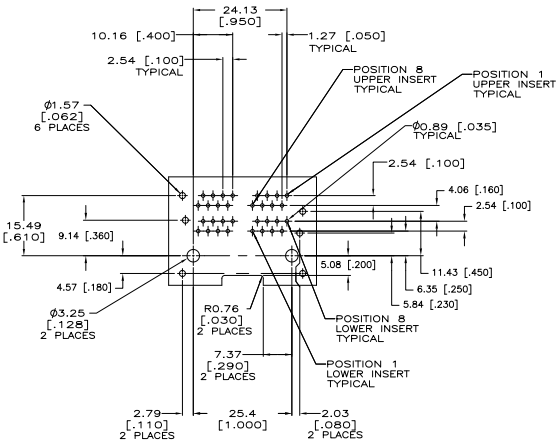

PC BOARD LAYOUT VIEWED FROM COMPONENT SIDE
SCALE 2:1

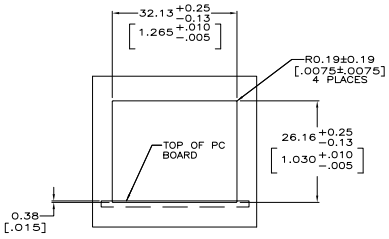

SUGGESTED PANEL CUTOUT DIMENSIONS
SCALE 2:1

THIS DRAWING IS A CONTROLLED DOCUMENT.	TITLE A. FERNANDEZ-DOCKS	TE Connectivity	5569260-1 PART NUMBER
DIMENSIONS: mm [INCHES]	DWN J. WESTMAN		
	APVD S. FLICKINGER	NAME STACKED MODULAR JACK ASSEMBLY, 2x2 PORT, 8 POSITION, SHIELDED, PANEL GROUND, CATEGORY 5	
	PRODUCT SPEC 108-1163-2		
	APPLICATION SPEC 114-2048	SIZE A1 CAGE CODE 00779 DRAWING NO C-5569260	RESTRICTED TO –
MATERIAL 1	FINISH 1	WEIGHT –	
		CUSTOMER DRAWING	SCALE 4:1 SHEET 1 OF 1 REV A3

Downloaded from Elcodis.com electronic components distributor