THIS DRAWING IS UNPUBLISHED. RELEASED FOR PUBLICATION -.- .

© COPYRIGHT - BY TYCO ELECTRONICS CORPORATION. ALL RIGHTS RESERVED.

LOC	DIST
AA	22

REVISIONS

P	LTR	DESCRIPTION	DATE	DWN	APVD
	A1	REVISED ECR-08-031628	04DEC08	AZ	SY
	A2	REVISED PER ECO-10-000444	19JAN10	KK	HMR

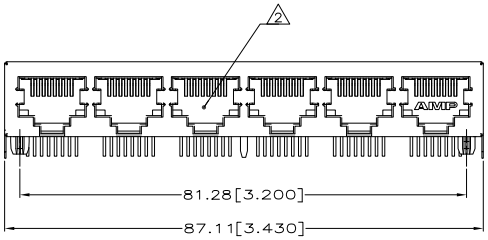

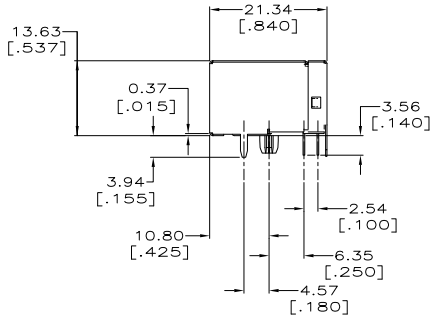

1. MATERIAL: HOUSING-PCT POLYESTER, BLACK, IR COMPATIBLE, UL 94V-0.
   TERMINALS-.013 [0.33] THICK PHOS BRONZE PLATED WITH .000050 [1.27 um] THICK HARD GOLD IN LOCALIZED AREA AND .000150 [3.81 um] THICK MATTE TIN IN SOLDER AREA OVER .000050 [1.27 um] THICK NICKEL UNDERPLATE.
   SHIELDS - 0.254 [.010] THICK COPPER ALLOY PLATED WITH 1.27 um [.000050] MINMUM NICKEL AND 2.03 um [.000080] MINIMUM HOT TIN DIP ON PCB GROUND TABS.
2. JACK CAVITY COMFORMS TO FCC RULES AND REGULATIONS, PART 68 SUBPART F.
3. ALL DIMENSIONS SHOWN ARE NOMINAL UNLESS OTHERWISE SPECIFIED.
4. THIS HOLE IS REQUIRED FOR 5557572-1 AND 5557572-3.
5. OBSOLETE PARTS: OBSOLETE CIS STREAMLINING PER D.RENAUD/D.SINISI

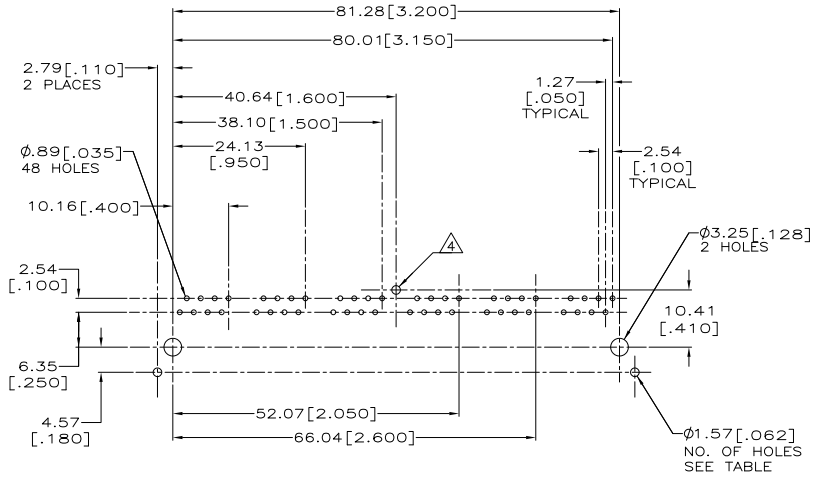

SUGGESTED PC BOARD LAYOUT
COMPONENT SIDE
SEE APPLICATION SPECIFICATION

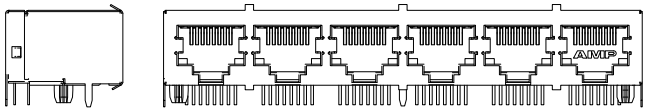

VIEW APPLIES TO 5557572-3 ONLY

MATERIAL	NO. OF HOLES	DESCRIPTION	PART NUMBER
1	3	PANEL GROUND SHIELD	5557572-3
5 OBSOLETE 1	2	2 GROUND TABS	~~5557572-2~~
1	3	3 GROUND TABS	5557572-1

THIS DRAWING IS A CONTROLLED DOCUMENT.

DIMENSIONS: mm[inches]

TOLERANCES UNLESS OTHERWISE SPECIFIED:
0 PLC ± -
1 PLC ± -
2 PLC ± 0.25[.01]
3 PLC ± 0.13[.005]
4 PLC ± -
ANGLES ± -

MATERIAL 1 FINISH 1

DWN G. ATTADIA - DCOK5 15JUN2005
CHK J. WESTMAN 15JUN2005
APVD S. FLICKINGER 15JUN2005
PRODUCT SPEC 108-1392
APPLICATION SPEC 114-2048
WEIGHT -

Tyco Electronics
Tyco Electronics Corporation
Harrisburg, PA 17105-3608

NAME: MODULAR JACK ASSEMBLY, 6 PORT,8 POSITION, RIGHT ANGLE, SHIELDED

SIZE	CAGE CODE	DRAWING NO	RESTRICTED TO
A2	00779	C-5557572	-

CUSTOMER DRAWING SCALE 2:1 SHEET 1 OF 1 REV A2

5557572

AMP 1471-9 REV 31MAR2000

Downloaded from Elcodis.com electronic components distributor