THIS DRAWING IS UNPUBLISHED. RELEASED FOR PUBLICATION -.-- -
© COPYRIGHT - By - ALL RIGHTS RESERVED

LOC	DIST
AA	00

REVISIONS

P	LTR	DESCRIPTION	DATE	DRN	APVD
	E1	REVISED PER ECO-11-005033	23MAR11	RK	HMR

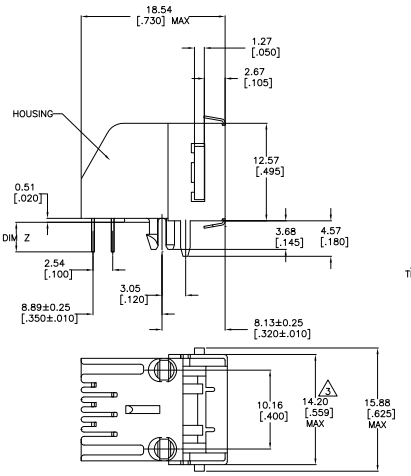

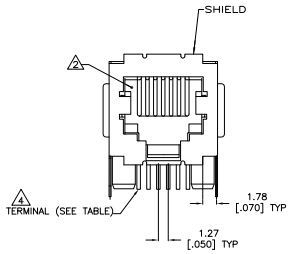

1 MATERIAL: HOUSING – PBT POLYESTER, COLOR: BLACK.
TERMINAL – 0.36[.014] THICK PHOS-BRONZE PLATED WITH 1.27um[.000050] MINIMUM THICK HARD GOLD IN LOCALIZED GOLD PLATE AREA AND 3.81um[.000150] THICK MATTE TIN IN SOLDER AREA OVER 1.27um [.000050] MINIMUM THICK NICKEL UNDERPLATE.
SHIELD – 0.25[.010] THICK COPPER ALLOY PLATED WITH 3.0µm[.000120] MINIMUM REFLOWED TIN

2 CAVITY CONFORMS TO FCC RULES AND REGULATIONS PART 68, SUBPART F.

3 DIMENSIONS MEASURED ALONG FRONT EDGES OF MATING FACE

4 TERMINALS FOR 5555140-2 LOCATED IN CENTER POSITIONS.

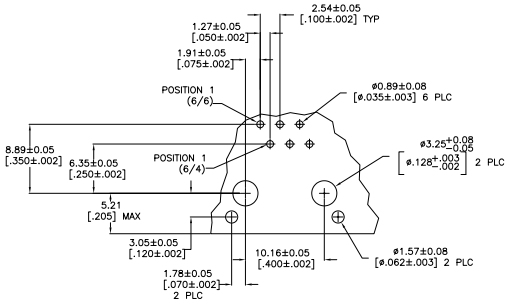

RECOMMENDED PRINTED CIRCUIT BOARD LAYOUT
(COMPONENT SIDE)

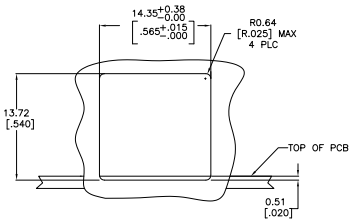

RECOMMENDED PANEL CUTOUT

PACKAGING	DIMENSION Z	TERMINALS REQUIRED	PART NUMBER
TUBE	3.81±0.51[.150±.020]	6	5555140-6
TRAY	2.54±0.25[.100±.010]	6	5555140-4
	3.81±0.51[.150±.020]	4 △4	5555140-2
	3.81±0.51[.150±.020]	6	5555140-1

THIS DRAWING IS A CONTROLLED DOCUMENT.

DIMENSIONS: mm [INCHES]

TOLERANCE UNLESS OTHERWISE SPECIFIED:
0 PLC ± –
1 PLC ± –
2 PLC ± 0.13[.005]
3 PLC ± –
4 PLC ± –
ANGLES ± –

MATERIAL: SEE NOTE 1
FINISH: SEE NOTE 1

DRN: L.A.MAYER 09NOV07
CHK: P.RECCE 09NOV07
APD: S.FLICKINGER 09NOV07
PRODUCT SPEC: 108-1163
APPLICATION SPEC: 114-2048
WEIGHT: –

TE Connectivity

NAME: MODULAR JACK ASSEMBLY, SHIELDED, 6POSITION, LOW PROFILE, RIGHT ANGLE, PANEL GROUND WITH PANEL STOPS

SIZE: A1 | CAGE CODE: 00779 | DRAWING NO: C-5555140 | RESTRICTED TO: –

CUSTOMER DRAWING | SCALE: 4:1 | SHEET 1 OF 1 | REV: E1

4MOS (3/11)

Downloaded from Elcodis.com electronic components distributor