THIS DRAWING IS UNPUBLISHED. RELEASED FOR PUBLICATION -.-.-
© COPYRIGHT - By - ALL RIGHTS RESERVED.

UOC	DIST
AA	00

REVISIONS

P	LTR	DESCRIPTION	DATE	DRN	APVD
	B1	REVISED PER ECO-11-005033	24MAR11	RK	HMR

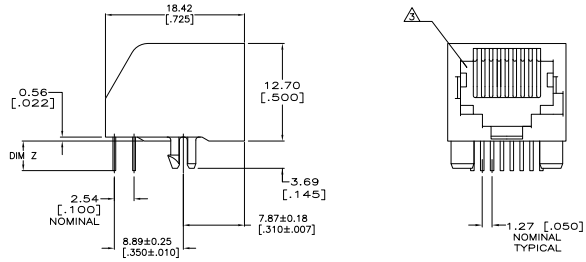

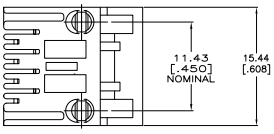

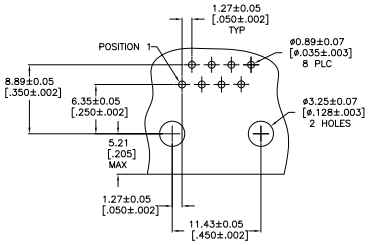

RECOMMENDED PRINTED CIRCUIT BOARD LAYOUT
COMPONENT SIDE SHOWN

1. DIMENSIONS ARE MAXIMUM UNLESS OTHERWISE SPECIFIED.

2. MATERIAL: HOUSING – PBT POLYESTER, COLOR: BLACK.
TERMINAL – PHOS–BRONZE PLATED WITH 1.27µm [.000050] MINIMUM THICK HARD GOLD IN LOCALIZED GOLD PLATE AREA AND 3.81µm [.000150] MINIMUM THICK MATTE TIN IN SOLDER AREA OVER 1.27µm [.000050] MINIMUM THICK NICKEL UNDERPLATE.

3. CAVITY CONFORMS TO FCC RULES AND REGULATIONS PART 68, SUBPART F.

4. BULK PACKAGED IN A TRAY.

5. PACKAGED 36 ASSEMBLIES PER TUBE WITH BOTH ENDS CRIMPED. SEE DETAIL A.

PACKAGED	TERMINALS	DIMENSION Z	PART NUMBER
5	8	2.80±0.25 [.110±.010]	5555167–4
4	8	3.81±0.51 [.15±.02]	5555167–1

THIS DRAWING IS A CONTROLLED DOCUMENT.

DIMENSIONS: mm [INCHES]

DRAWING UNLESS OTHERWISE SPECIFIED: 6 PLC ± – ; 3 PLC ± – ; 2 PLC ± 0.13[.005] ; 4 PLC ± – ; ANGLES ± –

MATERIAL: SEE NOTE 2

FINISH: SEE NOTE 2

DR: G.ATTADIA/L.A.MAYER 31AUG2007
CK: P.RECCE 31AUG2007
APD: S.FLICKINGER 31AUG2007

PRODUCT SPEC: 108–1163
APPLICATION SPEC: 114–2048
WEIGHT: –

TE Connectivity

NAME: MOD JACK ASSEMBLY, 8 POSITION LOW PROFILE, RIGHT ANGLE, KEYED, WITHOUT PANEL STOPS

SIZE: A1 CAGE CODE: 00779 DRAWING NO: C-5555167 RESTRICTED TO: –

CUSTOMER DRAWING SCALE: 4:1 SHEET 1 OF 1 REV: B1

4MOS (3/11)

Downloaded from Elcodis.com electronic components distributor