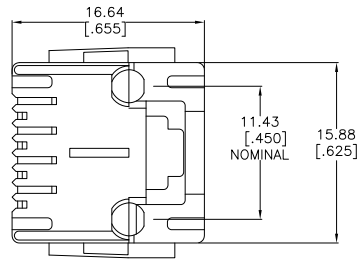
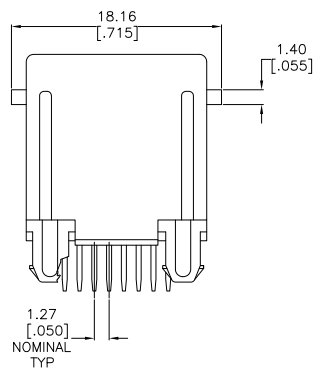
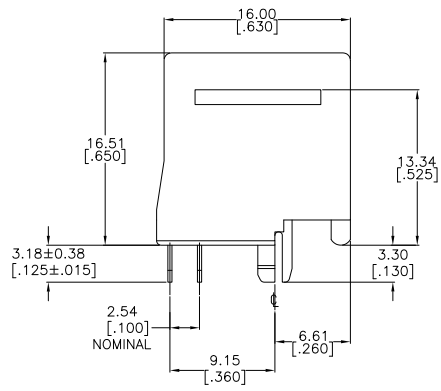
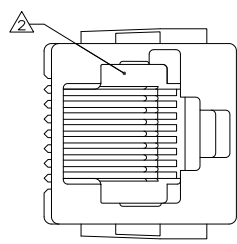
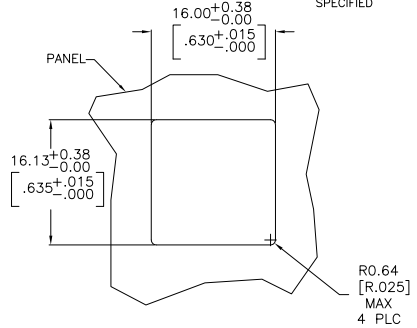


THIS DRAWING IS UNPUBLISHED
 ALL RIGHTS RESERVED

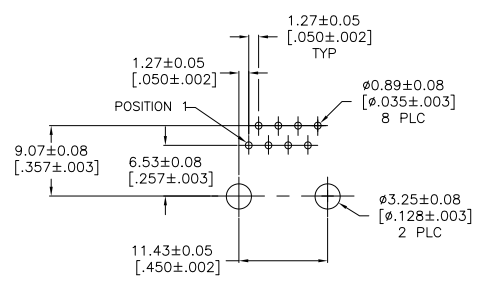
REV	DATE	DESCRIPTION	BY	CHK	APP
AA	00				
CI		REVISED PER EDD-11-005033	23MAR11	RK	HMR



- MATERIAL: HOUSING: PBT POLYESTER, COLOR: BLACK
 TERMINAL: 0.36[.014] THICK PHOS BRONZE PLATED WITH 1.27µm [.000050] MIN THICK HARD GOLD IN LOCALIZED GOLD PLATE AREA AND 3.81µm [.000150] MIN THICK MATTE TIN IN SOLDER AREA OVER 1.27µm [.000050] MIN THICK NICKEL UNDERPLATE
- CAVITY CONFORMS TO FCC RULES AND REGULATIONS PART 68 REA BULLETIN 345-81, PE-76 SPECIFICATION FOR MODULAR TELEPHONE HARDWARE
- ALL DIMENSIONS SHOWN ARE MAXIMUM UNLESS OTHERWISE SPECIFIED



RECOMMENDED PANEL CUTOUT
 SCALE 4:1



RECOMMENDED PRINTED CIRCUIT BOARD LAYOUT
 COMPONENT SIDE
 SCALE 4:1

5520260-4
 PART NUMBER

THIS DRAWING IS A CONTROLLED DOCUMENT.		REV	DATE	DESCRIPTION	BY	CHK	APP
1	108-1163						
2	114-2048						
3							
4							
5							
6							
7							
8							
9							
10							
11							
12							
13							
14							
15							
16							
17							
18							
19							
20							
21							
22							
23							
24							
25							
26							
27							
28							
29							
30							
31							
32							
33							
34							
35							
36							
37							
38							
39							
40							
41							
42							
43							
44							
45							
46							
47							
48							
49							
50							
51							
52							
53							
54							
55							
56							
57							
58							
59							
60							
61							
62							
63							
64							
65							
66							
67							
68							
69							
70							
71							
72							
73							
74							
75							
76							
77							
78							
79							
80							
81							
82							
83							
84							
85							
86							
87							
88							
89							
90							
91							
92							
93							
94							
95							
96							
97							
98							
99							
100							