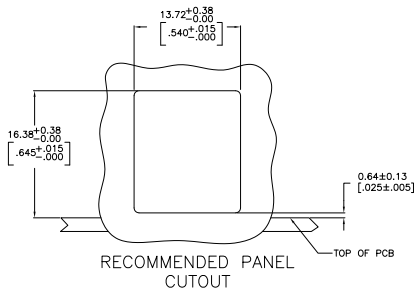
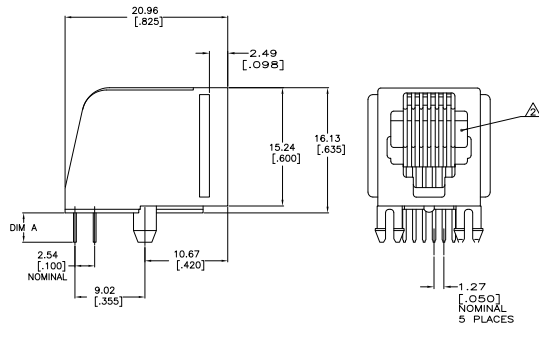
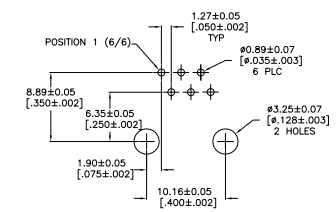
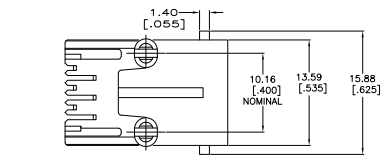


THIS DRAWING IS UNPUBLISHED. ALL RIGHTS RESERVED.
 © 2008 BY TSS ELECTRONICS CORPORATION

REV	DATE	DESCRIPTION	BY	CHKD
AA	00			
D	02-08-2008			



- MATERIAL:
 HOUSING - PBT POLYESTER, COLOR: BLACK
 TERMINAL - 0.36[014] THICK PHOS. BRONZE PLATED
 WITH (SEE TABLE) MIN HARD GOLD IN LOCALIZED GOLD PLATE AREA AND 2.03µm[0.00080] MIN THICK MATTE TIN IN SOLDER AREA OVER 1.27µm[0.00050] MIN THICK NICKEL UNDERPLATE
- CAVITY CONFORMS TO FCC RULES AND REGULATIONS PART 68 AND REA BULLETIN 345-81, PE-76 SPECIFICATION FOR MODULAR TELEPHONE HARDWARE.
- 0.15µm[0.00006] GOLD PLATED PARTS DO NOT MEET THE MINIMUM GOLD THICKNESS REQUIREMENT OF FCC SPECIFICATION, PART 68. PARTS HAVE NOT BEEN TESTED TO THE DURABILITY REQUIREMENTS OF THE PRODUCT SPEC 108-1163
- TERMINALS FOR 5520250-1, -2, -11 AND -22 LOCATED IN CENTER POSITIONS
- DIMENSIONS ARE MAXIMUM UNLESS OTHERWISE SPECIFIED



RECOMMENDED PRINTED CIRCUIT BOARD LAYOUT COMPONENT SIDE SHOWN

GOLD THICKNESS	DIM A	TERMINALS REQUIRED	PART NUMBER
0.15µm[0.00006]	3.30-4.32 [-1.30-1.70]	6	2-5520250-3
		4	2-5520250-2
	2.18-2.67 [-0.85-1.05]	4	1-5520250-1
1.27µm[0.00050]	3.30-4.32 [-1.30-1.70]	6	5520250-3
		4	5520250-2
		2	5520250-1

THIS DRAWING IS A CONTROLLED DOCUMENT. TSS ELECTRONICS CORPORATION, Harrisburg, PA 17105-3608

DESIGNED BY: J. STEINMAN
 DRAWN BY: J. STEINMAN
 CHECKED BY: J. STEINMAN
 DATE: 108-1163
 REV: 114-2048

DESCRIPTION: MODULAR JACK ASSEMBLY, 6 POSITION, SIDE ENTRY, FLANGELESS, WITH PANEL STOPS

SEE NOTE 1

CUSTOMER DRAWING: 100779 (G=5520250)

DATE: 4.1 SHEET: 1 OF 1