

4

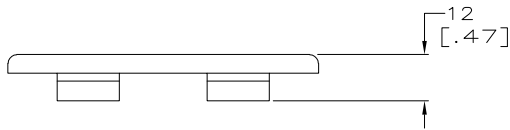
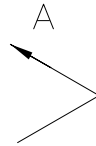
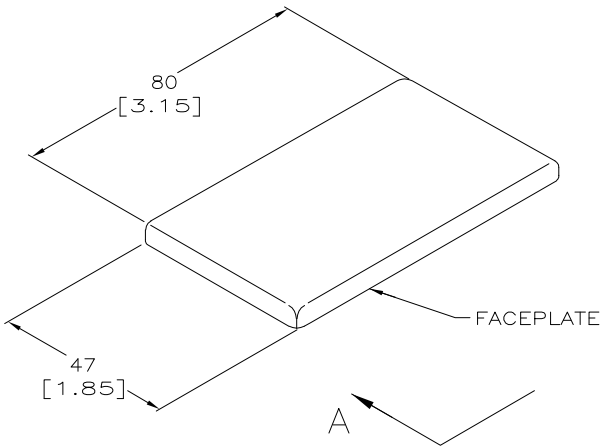
3

2

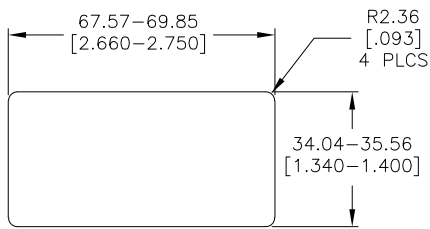
1

THIS DRAWING IS UNPUBLISHED. RELEASED FOR PUBLICATION
 © COPYRIGHT - BY TYCO ELECTRONICS CORPORATION. ALL RIGHTS RESERVED.

LOC	DIST	REVISIONS				
P	LTR	DESCRIPTION	DATE	DWN	APVD	
	D	REV ECO-05-013206	23NOV05	LH	GB	
	E	REV-ECR-07-002108	29JAN07	LH	GB	



VIEW A-A



RECOMMENDED PANEL CUTOUT
 SCALE: 1:1



- 1. DIMENSIONS ARE MAXIMUM UNLESS OTHERWISE SPECIFIED.
- 2. MATERIAL: FACEPLATE- POLYCARBONATE MOLDING COMPOUND, 94V-O RATED, SEE TABLE FOR COLOR. TUBING- BLACK POLYOLEFIN.
- 3. KIT SHIPPED NOT ASSEMBLED.
- 4. PANEL THICKNESS: 1.14 [.045] TO 2.03 [.080].

SPACER TUBE
 QUANTITY 2

NEMA GRAY	558471-4
LIGHT ALMOND	558471-2
BLACK	558471-1
COLOR	PART NO.

THIS DRAWING IS A CONTROLLED DOCUMENT.		DWN	L. HALL	22NOV2005	 Tyco Electronics Corporation Harrisburg, PA 17105-3608				
DIMENSIONS: mm [INCHES]		CHK	G. BOWMAN	23NOV2005					
TOLERANCES UNLESS OTHERWISE SPECIFIED:		APVD	G. BOWMAN	23NOV2005					
0 PLC ± - 1 PLC ± - 2 PLC ± - 3 PLC ± - 4 PLC ± - ANGLES ± -		NAME		FACEPLATE KIT, BLANK THICK FLANGE, FLEXMODE					
MATERIAL	FINISH	APPLICATION SPEC		408-3314	SIZE	CAGE CODE	DRAWING NO	RESTRICTED TO	
-	-	WEIGHT		-	A3	00779	C=558471	-	
CUSTOMER DRAWING				SCALE	1:1	SHEET	1 OF 1	REV	E