THIS DRAWING IS UNPUBLISHED. RELEASED FOR PUBLICATION -.-.-
© COPYRIGHT - - BY TYCO ELECTRONICS CORPORATION. ALL RIGHTS RESERVED.

CAGE	DRAFT
GP	00

REVISIONS

#	LTR	DESCRIPTION	DATE	DWN	APVD
1	0	REL PER EC 0513-0031-05	03-23-05	LV	JG
2	01	REVISED PER ECO-09-024927	07NOV09	KK	AEG

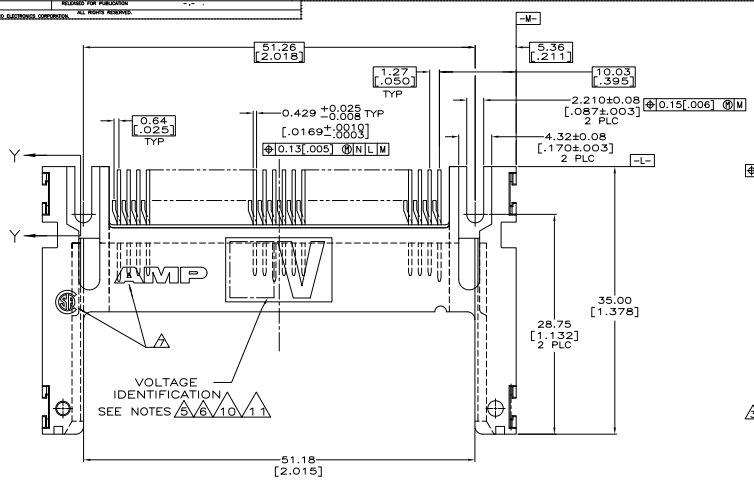

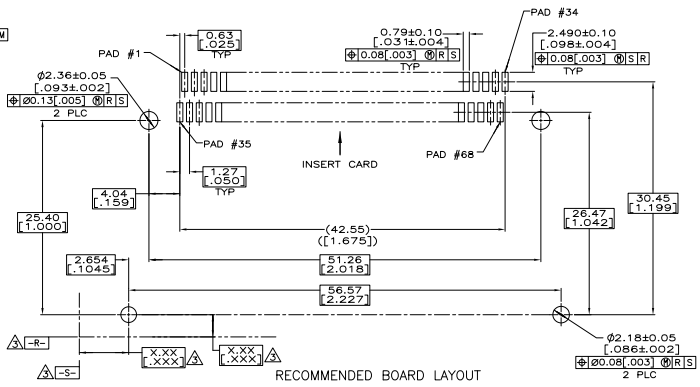

RECOMMENDED BOARD LAYOUT

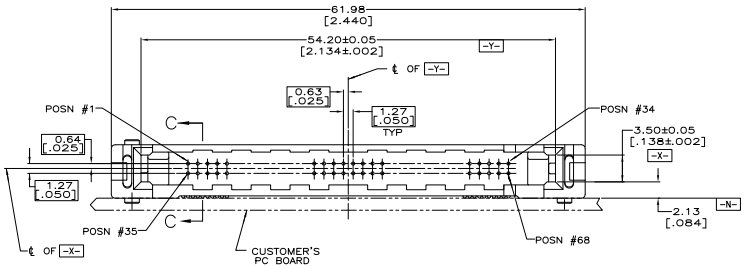

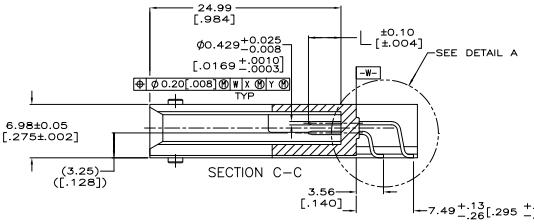

SECTION C–C

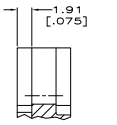

SECTION Y–Y

1. PIN:
   0.00076[.000030] MINIMUM GOLD IN CONTACT AREA,
   0.00381[.000150] MIN TIN ON SOLDER TAILS,
   ALL OVER 0.00127[.000050] MINIMUM NICKEL
2. CUSTOMER TO PROVIDE CARD GUIDANCE SYSTEM
3. DATUMS AND BASIC DIMENSIONS ESTABLISHED BY CUSTOMER
4. CONNECTOR REQUIRES USE OF 2 – SIZE 2M SCREWS FOR FASTENING TO PRINTED CIRCUIT BOARD
5. ASSEMBLY KEYED FOR 5 VOLT CARDS
6. ASSEMBLY KEYED FOR LOW VOLT CARDS (3.3V)
7. RECESSED AMP AND CSA LOGOS LOCATED ON BOTH SIDES OF HOUSING.
8. PACKAGE IN TRAYS, 9 X 17 INCH APPROXIMATE SIZE.
9. PACKAGE IN TRAYS, 9 X 12 INCH APPROXIMATE SIZE.
10. NO VOLTAGE IDENTIFICATION ON 5535651–5 KEYED FOR 5V CARDS.
11. NO VOLTAGE IDENTIFICATION ON 5535651–6. KEYED FOR LV CARDS.
12. HOUSING: LPC
    COLOR; BLACK
    PIN: BRASS.

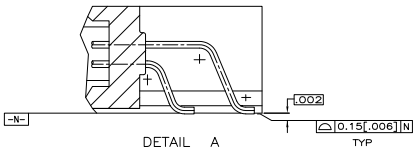

DETAIL A
SCALE 8:1

13. OBSOLETE PARTS: OBSOLETE CIS STREAMLINING PER D.RENAUD/D.SINISI

	11	TAPE AND REEL	1,17,34 35,51,68	ALL OTHER PINS	36,67	5535651-6
	10	TAPE AND REEL	1,17,34 35,51,68	ALL OTHER PINS	36,67	~~5535651-5~~
OBSOLETE 13	9	TRAYS	1,17,34 35,51,68	ALL OTHER PINS	36,67	~~5535651-4~~
	8	TAPE AND REEL	1,17,34 35,51,68	ALL OTHER PINS	36,67	~~5535651-3~~
	8	TRAYS	1,17,34 35,51,68	ALL OTHER PINS	36,67	5535651-2
	8	TRAYS	1,17,34 35,51,68	ALL OTHER PINS	36,67	5535651-1
VOLTAGE KEYING & IDENTIFICATION	PACKAGING		5.0 [.197]	4.25 [.167]	3.5 [.138]	PART NUMBER
			"L" (PIN LENGTH) AND LOCATION			

COPYRIGHT 2005
TYCO ELECTRONICS CORP
ALL RIGHTS RESERVED

THIS DRAWING IS A CONTROLLED DOCUMENT.

DIMENSIONS: mm [INCHES]

TOLERANCES UNLESS OTHERWISE SPECIFIED:
± PLC ± –
± PLC ± –
± PLC ± 0.13 [.005]
± PLC ± –
ANGLES ± – ± –
FINISH

MATERIAL 12

DRN 03-23-05 J. VARELA – DOCES
CHK 03-23-05 R. CORENC
APVD 03-23-05 M. WALMSLEY
PRODUCT SPEC —
APPLICATION SPEC —
WEIGHT 6.5 GRAMS

1

Tyco Electronics Corporation
Harrisburg, PA 17105-3608

NAME PIN HEADER ASSY, 68 POSN, TOP BOARD MTG, SURFACE MT, AMP MEMORY CARD

SIZE A1 | CAGE CODE 00779 | DRAWING NO C-5535651 | RESTRICTED TO —

CUSTOMER DRAWING | SCALE 4:1 | SHEET 1 OF 1 | REV 01

AMP 4805 REV 31MAR2003

Downloaded from Elcodis.com electronic components distributor