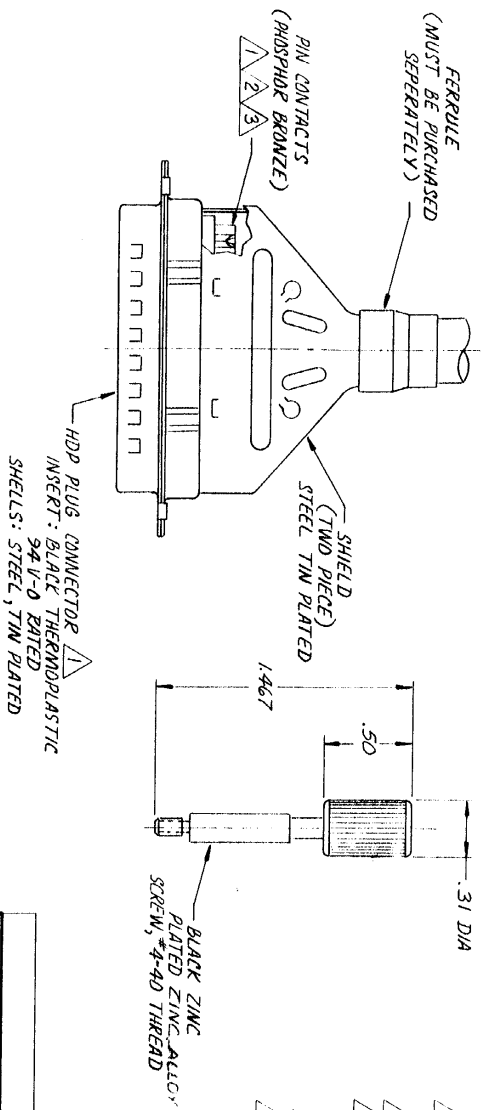
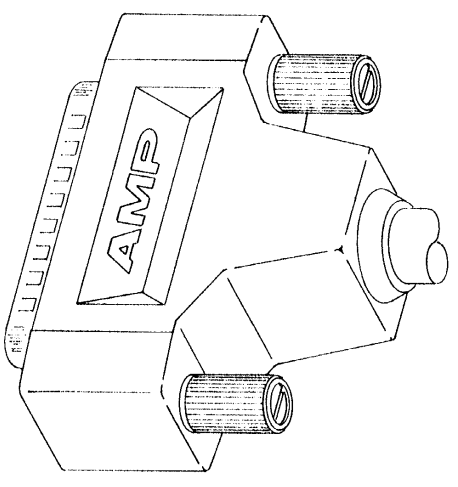
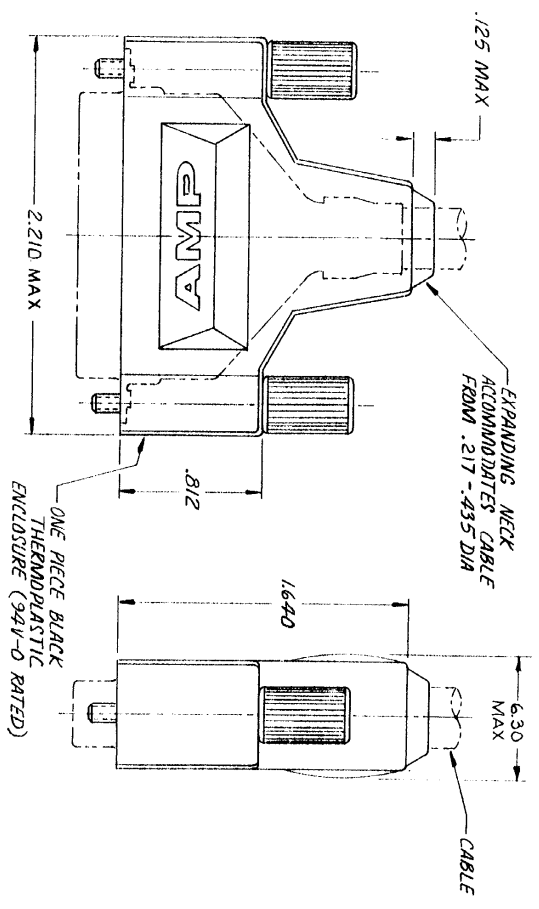
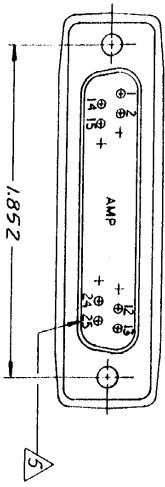


THIS DRAWING IS UNPUBLISHED. RELEASED FOR PUBLICATION
 © COPYRIGHT 1979 BY AMP INCORPORATED, HARRISBURG, PA. ALL INTERNATIONAL RIGHTS RESERVED. AMP PRODUCTS MAY BE COVERED BY U.S. AND FOREIGN PATENTS AND/OR PATENTS PENDING.

REVISIONS		DATE	APPROVED
P	F	ZONE/LTR	DESCRIPTION
0			RELEASED
1	A	REV - ECN 1733	6/1/81 [Signature]
1	B	REV PER ECN 812328	6/2/81 [Signature]
1	C	REV PER ECN 814794	6/2/81 [Signature]
1	D	REV PER ECN 804814	5/1/81 [Signature]
1	E	REVISED PER ECN 806135	4/6/82 TMS



- 1. PLUG CONNECTOR FULLY LOADED WITH CONTACTS. ALL OTHER PARTS ARE SHIPPED UNASSEMBLED (EACH PART INDIVIDUALLY PACKED).
- 2. SOLDER CUP WILL ACCOMMODATE AWG 20 MAX WIRE.
- 3. CONTACTS PLATED WITH GOLD FLASH ON MATING END FOR .150 MM LENGTH. .000150-.000300 TIN-LEAD PLATE ON SOLDER CUP WITH .000030 NICKEL UNDERPLATE ON ENTIRE CONTACT.
- 4. ALTERNATE FINISH ON CONTACTS AVAILABLE AT CUSTOMER'S REQUEST.
- 5. RAISED CAVITY IDENTIFICATION AND AMP TRADEMARK.



UNLESS OTHERWISE SPECIFIED DIMENSIONS ARE IN INCHES. TOLERANCES ON: DECIMALS ± .020 ANGLES M		CONTRACT NO	
MATERIAL		DR <i>M.E. Shuck</i> 7-9-85	
SEE CALL OUT		CHK <i>[Signature]</i> 8-21-85	
SEE CALL OUT		APPRO <i>[Signature]</i> 2-5-87	
FINISH		NAME	
SEE CALL OUT		AMP AMP INCORPORATED Harrisburg, Pa. 17105	
DESIGN APPRO		DRAWING NO	
OTHER APPRO <i>[Signature]</i>		748050	
SCALE		SHEET 1 OF 1	

748050

CUSTOMER DRAWING