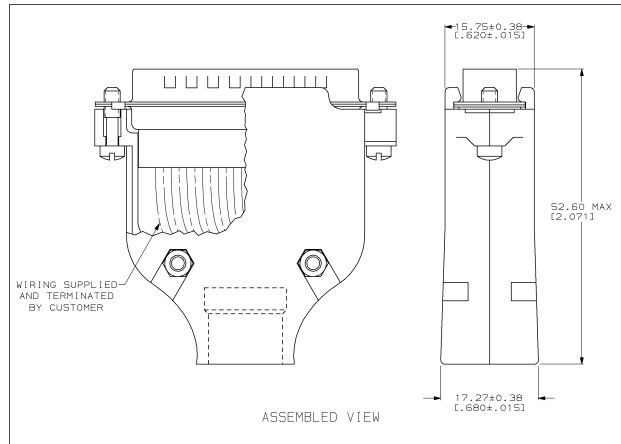
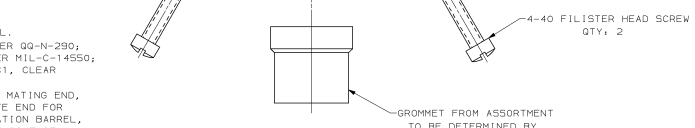
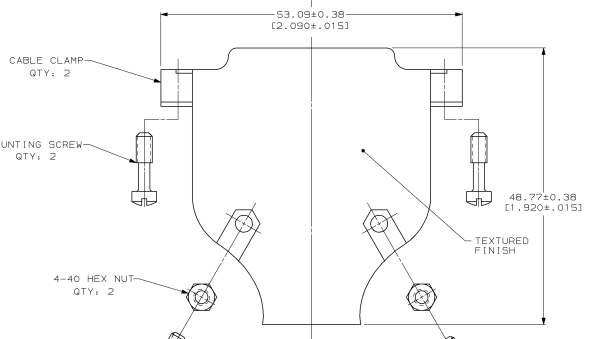
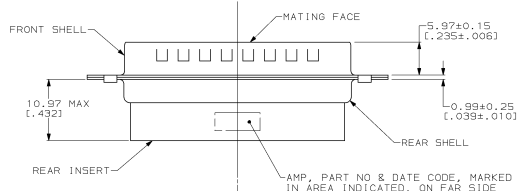
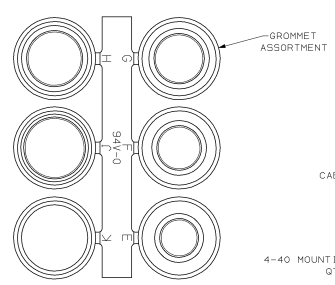
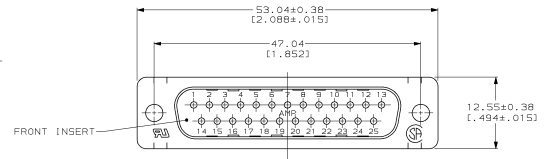
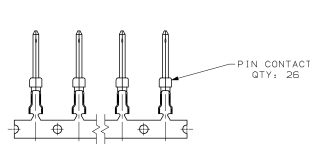


DRAWING MADE IN THIRD ANGLE PROJECTION  
 THIS DRAWING IS UNPUBLISHED. RELEASED FOR PUBLICATION  
 © copyright 1988 BY AMP INCORPORATED. ALL INTERNATIONAL RIGHTS RESERVED.

REV	BY	DATE	DESCRIPTION	DATE	APPD
D	BD	1-4-90	RELEASED PER NPR 2503	1-4-90	-
A		0020-117-93		001199	SB
B		0020-84-93		001199	SB
C		0020-309-95		050406	JS
D		0020-881-95		050406	JS
E		0040-120-98		070404	JK



- 1. CONTACTS ACCEPT 24-20 AWG RANGE.
- ▲ NYLON, GLASS FILLED, UL 94V-0 RATED, BLACK.
- ▲ PVC, UL 94V-0 RATED, BLACK.
- ▲ BRASS.
- ▲ CARBON STEEL.
- ▲ CABLE CLAMPS, ZINC, SCREWS & NUTS, CARBON STEEL.
- ▲ GOLD PLATING PER MIL-G-45204; NICKEL PLATING PER QQ-N-290;
- ▲ TIN PLATING PER MIL-T-10727; COPPER PLATING PER MIL-C-14550;
- ▲ ZINC PLATING PER ASTM B633, TYPE III, CLASS SC1, CLEAR CHROMATE.
- ▲ GOLD FLASH FOR A LENGTH OF 3.81 (1.50) MIN FROM MATING END, 2.54 (1.00) MIN TIN OR TIN-LEAD ON OPPOSITE END FOR A LENGTH OF 4.06 (1.60) MIN FROM END OF INSULATION BARREL, BOTH OVER 0.76 (1.00) MIN NICKEL ON ENTIRE CONTACT.
- ▲ 5.08 (1.00) MIN TIN OVER 1.27 (1.00) MIN COPPER.
- ▲ MOUNTING SCREWS & NUTS; 3.81 (1.00) MIN ZINC, FILISTER HEAD SCREWS; ZINC.

DO NOT SCALE PRINT, UNLESS SPECIFIED		DR 1-5-90	PART NO 749805-3	
DIMENSIONS IN mm (INCHES)		H. J. LENNER	AMP INCORPORATED	
TOLERANCES UNLESS OTHERWISE SPECIFIED		CHK 6-4-90	MILITARY DIVISION	
FRACTIONS DECIMALS		APPD 6-5-90	NAME	
3 DEC 2 DEC 1 DEC		BY TAYLOR	PLUG KIT, UNASSEMBLED, SIZE 3, 25 POSITION, METAL SHELL, AMPLIMITE® HDP-20	
MATERIAL		APPD 6-5-90	SIZE	
INSERTS, GROMMETS		J. ASSINI	D 00779	
CONTACTS, HARDWARE		PRODUCT SPEC 108-40011	DRAWING NO 749805-3	
FINISH		APPLICATION SPEC 114-40003	SCALE 3:1	
CONTACTS, SHELLS		WEIGHT	SHEET 1 OF 1	
HARDWARE			CUSTOMER DRAWING	

01-MAY-98 14:45:55 epe11576 /home/ssrv0264/ssi04/depct4023/comp11676/etmod