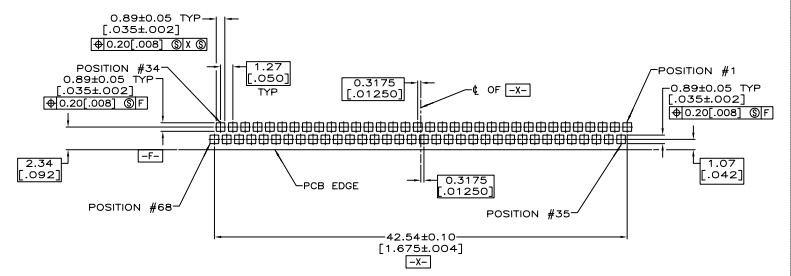
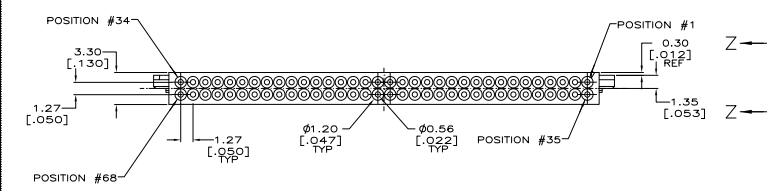
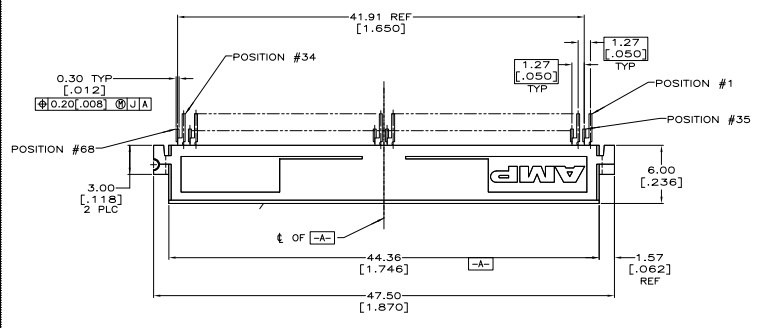
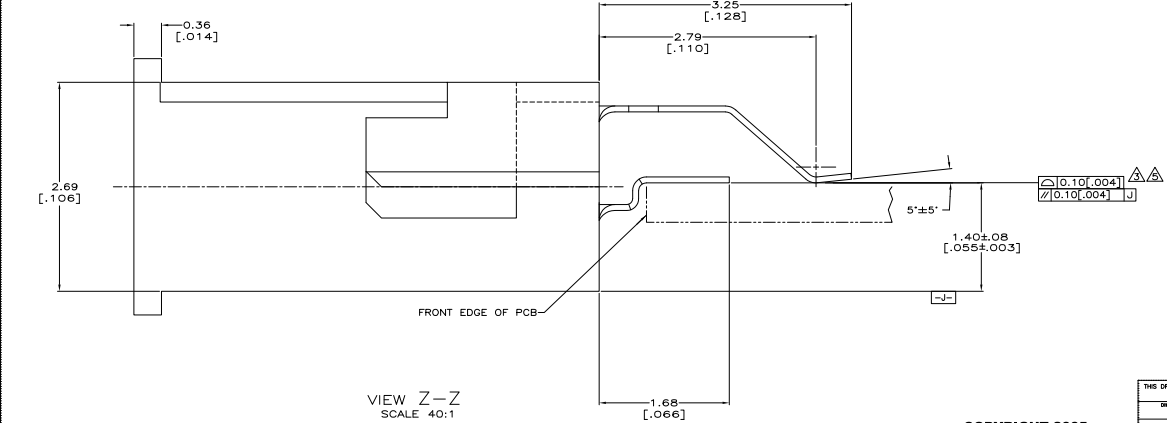


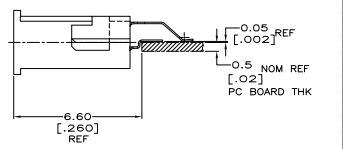
REV	DATE	DESCRIPTION	BY	CHK	APP
00					
0		RELEASED PER EC 0513-0006-05			JG



RECOMMENDED PC BOARD LAYOUT



VIEW Z-Z  
SCALE 40:1



PC BOARD LOCATION  
SCALE 10:1

- △ HOUSING: LCP, GLASS FILLED, COLOR: BLACK.
- △ CONTACT: BERYLLIUM COPPER.
- △ DIMENSION IN REFERENCE TO LOWEST POINT OF EACH LEAD.
- 4. POINT OF CONTACT 2.3[.091] REF FROM MATING FACE.
- △ APPLIES TO ALL SOLDER TAILS.
- △ PACKAGED IN 56mm WIDE TAPE AND REEL.
- △ PACKAGED IN 72mm WIDE TAPE AND PLASTIC REEL.
- △ CONTACTS: 0.0076[.00030] MINIMUM GOLD ON MATING AREA 0.00064[.00025] MINIMUM SEMI-BRIGHT NICKEL ON MATING AREA 0.00254[.00100] MINIMUM MATTE TIN ON SOLDER TAIL, ALL OVER 0.00127 [.000050] MATTE NICKEL.

**COPYRIGHT 2005  
 TYCO ELECTRONICS CORP  
 ALL RIGHTS RESERVED**

THIS DRAWING IS A CONTROLLED DOCUMENT		BY: FERNANDEZ 02-21-05	DATE: 02-21-05	REV: 00	5146228-4
DRAWN: [Symbol]		BY: BOLASH 02-21-05	DATE: 02-21-05	REV: 00	5146228-3
CHECKED: [Symbol]		BY: WILMSLEY 02-21-05	DATE: 02-21-05	REV: 00	
APPROVED: [Symbol]		REVISIONS		PART NUMBER	
DESCRIPTION: RECEPTACLE ASSEMBLY, SURFACE MOUNT, 68 POSITION, ZERO OFFSET, AMP MEMORY CARD		DATE: 02-21-05		DRAWN BY: [Symbol]	
PART: [Symbol]		REV: 00		REVISIONS TO: [Symbol]	
CUSTOMER DRAWING		A100779G=5146228		PAGE: 5:1 SHEET: 1 OF 1	