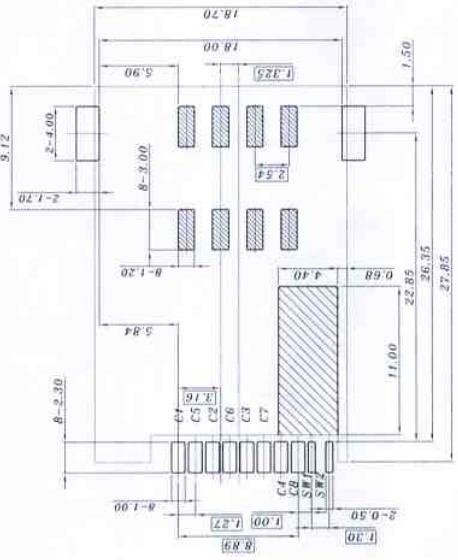
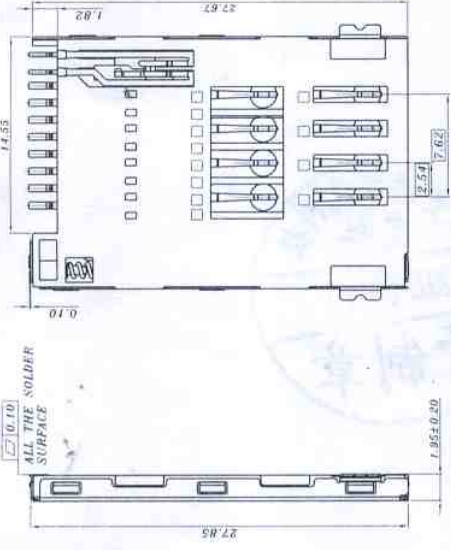
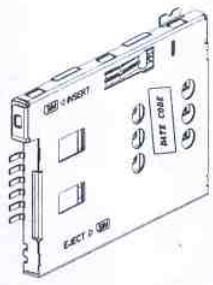
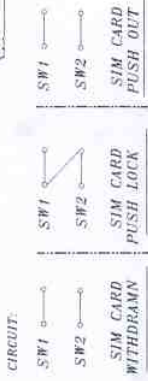


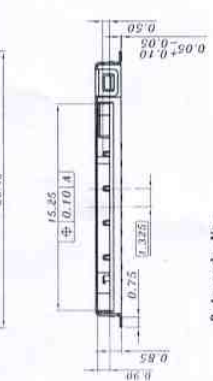
REV.	REV. NO.	WHY? / COMMENT	DATE
C	ES 00014 004	Consult UDCP	04/14/2005
D	ES 00014 004	Revise Dimensions	07/20/2005
E	ES 00014 004	add date code	10/07/2009

SIM pin assignment	Name
C1	VCC
C2	RST
C3	CLK
C4	Reserved
C5	GND
C6	VPP
C7	I/O
C8	Reserved



NOTE: [Hatched Area] WIRING PATTERN PROHIBITED AREA

RECOMMENDED PCB LAYOUT ALL TOLERANCE ARE±0.05MM



Date code No.:

 date code: see code table
 month code: see code table
 year code: see code table

Date code table:

min	1	2	3	4	5	6	7	8	9	10	11	12
month	01	02	03	04	05	06	07	08	09	10	11	12
year	05	06	07	08	09	10	11	12	13	14	15	16

- 10100271***
- 2 Type & reel
 - 78 Plating Au 1u" on contact area, Tin 120u" Min on solder tail.
 - 79 Plating Au 3u" on contact area, Tin 120u" Min on solder tail.
 - 80 Plating Au 5u" on contact area, Tin 120u" Min on solder tail.
 - 81 Plating Au 10u" on contact area, Tin 120u" Min on solder tail.
 - 82 Plating Au 15u" on contact area, Tin 120u" Min on solder tail.
 - 83 Plating Au 30u" on contact area, Tin 120u" Min on solder tail.

GENERAL TOLERANCE	FILE NO.	PART. NO.	DRAWN	MATERIAL	SCALE	N/A
X±0.50	10100271	10100271***	Amuj	DATE	06.04/2009	UNIT
.X±0.38	REV. E	SIM CARD READER BFIN (PUSH/PUSH) WITH SWITCH	CHECKED	DATE	06.04/2009	mm
.XX±0.25	SIZE A4	1/1	APPROVED	Amphenol Shouhmin Industry		

Jane
Henry.W