


# PC Card Socket Connector Complies with PC card Standard

## IC1 Series



### ■Features

#### 1. Compliant with PC Card Standards

Polarized entry prevents wrong insertion into a corresponding connector. And sequential contact engagement prevents electrostatic discharge, avoiding possible damage to sensitive board circuits.

#### 2. Suited to Automatic Mounting

Packaged for a board placement with automated equipment.

#### 3. Lead Offset

Available with several board termination levels, to allow use of different height board components.

In relation to the center line of connector, -0.2mm, +0.3mm, +0.55mm, +0.9mm and terminations on board center are available.

### ■Product Specifications

Ratings	Current rating	0.5 A	Operating temperature	-55°C to +85°C (Note 1)	Storage temperature	-40°C to +70°C (Note 2)
	Voltage rating	125 V AC	Operating humidity	95% R.H. max. (No condensation)	Storage humidity	40% to 70% (Note 2)

Item	Specification	Conditions
1. Insulation resistance	1000MΩ min.	500 V DC
2. Withstanding voltage	No flashover or insulation breakdown.	500 V AC / 1 minute
3. Contact resistance	40 mΩ max. (initial value) (Note 3)	1 mA
4. Vibration	No electrical discontinuity of 100ns or more	Frequency: 10 to 2000 Hz, single amplitude of 1.52 mm or acceleration of 147 m/s <sup>2</sup> (peak), 4 hours in each of the 3 directions.
5. Humidity (Steady state)	Insulation resistance: 100 MΩ min.	96 hours at temperature of 40°C and humidity of 90% to 95%
6. Temperature cycle	No damage, cracks, or parts looseness.	-55°C, 30 min → 15 to 30°C, within 5 min → 85°C, 30 min → 15 to 35°C, within 5 min, for 5 cycles
7. Durability (Insertion/withdrawal)	Change of contact resistance from the start should be 20 mΩ max.	10000 cycles at 400 to 600 cycles per hour
8. Resistance to soldering heat	No deformation of components affecting performance.	Reflow: At the recommended temperature profile
		Manual soldering: 300°C for 3 seconds

Note 1: Includes temperature rise caused by current flow.

Note 2: The term "storage" refers to products stored for long period of time prior to mounting and use. Operating Temperature Range and Humidity range covers non-conducting condition of installed connectors in storage, shipment or during transportation.

### ■Materials

Part	Material	Finish	Remarks
Insulator	PPS	Color : Black	UL94V-0
Contact	IC1K, IC1HA: Phosphor bronze Others: Beryllium copper	Contact Area : gold plating Lead Area : solder plating	—

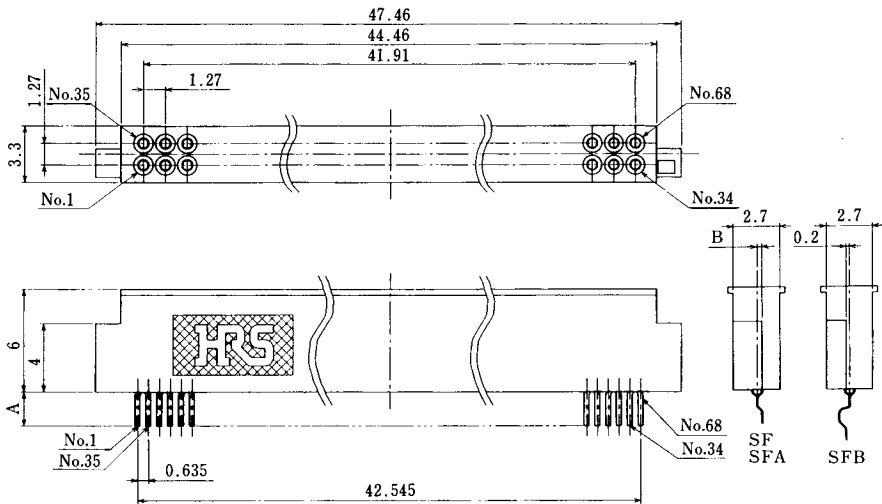

■ Ordering Information

**IC1 F - \* R D - 1.27 SH**  
**① ② ③ ④ ⑤ ⑥ ⑦**

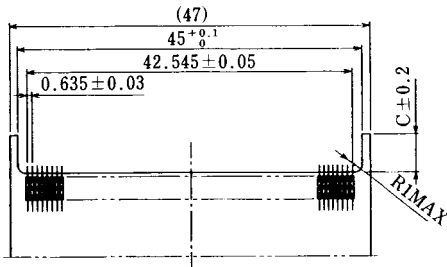
①	Series name : IC1	
②	BB: Compliant with PC Card Standards	Connector thickness: 2.8mm
	F: Compliant with PC Card Standards	Connector thickness: 2.7mm
	HA: Compliant with PC Card Standards	Connector thickness: 2.7mm
	Lead offset type	
	K: Compliant with PC Card Standards	Connector thickness: 2.7mm
	Suited to automatic mounting	
③	Contacts: 40, 68	
④	R: Card Connector	
⑤	D: 2-row arrangement	
⑥	Contact pitch: 1.27mm	
⑦	Mounting method	
	SH: Two sided board terminations	
	SHA: Two sided board terminations	
	SF: Single surface mount type.	
	SFA: Single surface mount type.	
	SFB: Single surface mount type.	

■ 68 Contacts Card Connectors

- Connector thickness : 2.7mm
- Lead offset type
- Suited to automatic mounting
- Single surface mount type



◆ PCB mounting pattern



Unit:mm

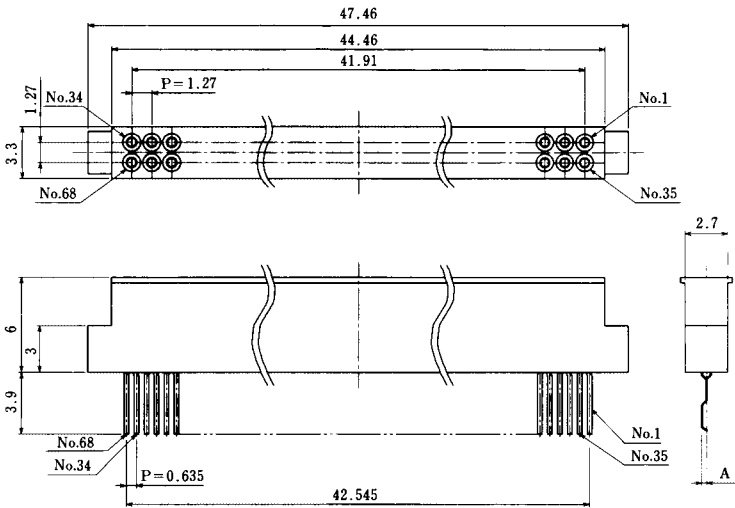
Part Number	CL No.	A	B	C
IC1K-68RD-1.27SF	640-0046-0	2	0.3	5
IC1K-68RD-1.27SFA	640-0047-2	2	0.9	5
IC1K-68RD-1.27SFB	640-0048-5	3	—	6

■68 Contacts Connector

- Connector thickness:2.7mm
- Single surface mount type

Compliant with PC Card Standard

IC1F-68RD-1.27SF  
CL640-0035-3



Unit:mm

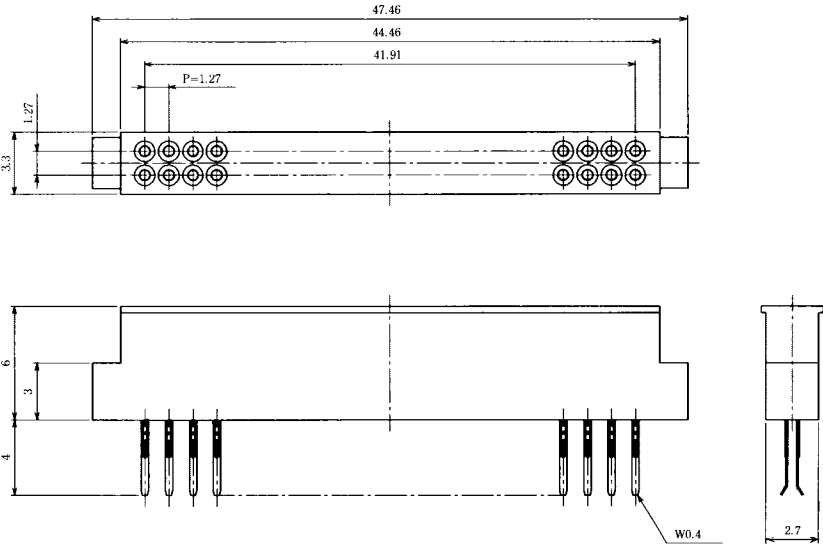
Part Number	CL No.	A
IC1F-68RD-1.27SF	640-0035-3	0.3
IC1F-68RD-1.27SFA	640-0040-3	0.854

■68 Contacts Connector

- Connector thickness:2.7mm
- Two sided board termination on the center line

Compliant with PC Card Standard

IC1F-68RD-1.27SH  
CL640-0013-0

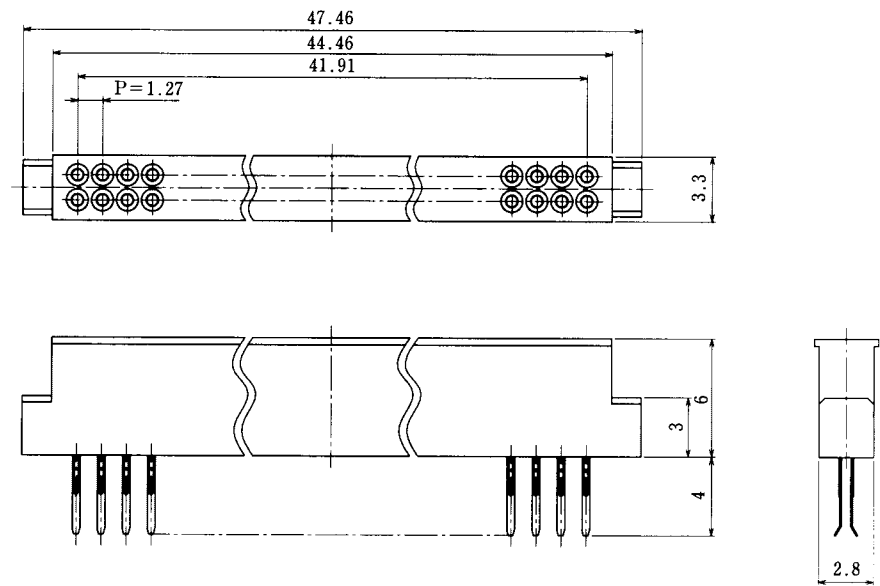


- Recommended board thickness : 0.4 to 0.5mm

■68 Contacts Connector

- Connector thickness:2.8mm
- Two sided board termination on the center line

Compliant with PC Card Standard

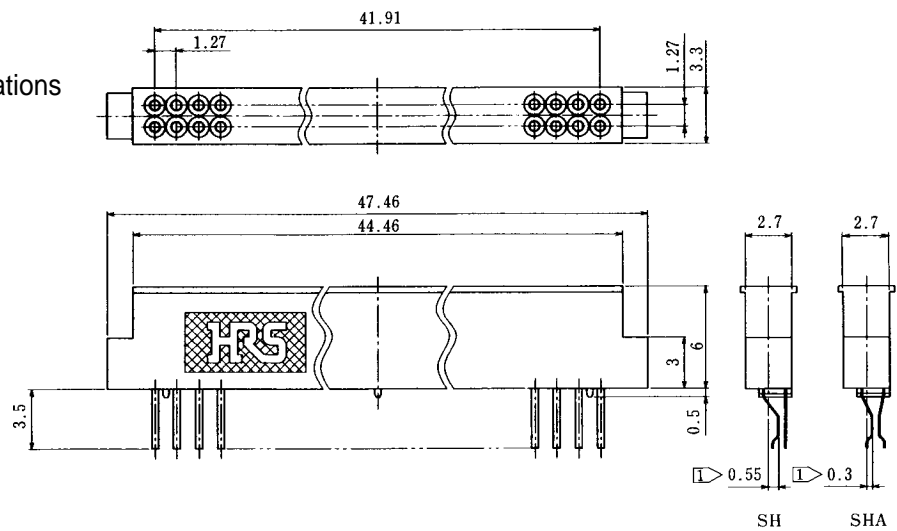


• Recommended board thickness : 0.4 to 0.5mm

■68 Contacts Connector

- Connector thickness:2.7mm
- Two sided board terminations
- Two Mounting levels of board terminations

Compliant with PC Card Standard



• Recommended board thickness : 0.4 to 0.5mm

① For 0.45mm board thickness

Part Number	CL No.
IC1HA-68RD-1.27SH	640-0044-4
IC1HA-68RD-1.27SHA	640-0045-7