


# HC-B 24-ESTS 48

Order No.: 1772104




<http://eshop.phoenixcontact.de/phoenix/treeViewClick.do?UID=1772104>

HEAVYCON male insert, B24 series, 24-pos., screw connection, numbering 25 ... 48

Commercial data	
EAN	4017918036775
Pack	10 pcs.
Customs tariff	85366990
Weight/Piece	0.13645 KG
Catalog page information	Page 345 (PC-2007)

**Product notes**

WEEE/RoHS-compliant since: 02/17/2006



<http://www.download.phoenixcontact.com>  
 Please note that the data given here has been taken from the online catalog. For comprehensive information and data, please refer to the user documentation. The General Terms and Conditions of Use apply to Internet downloads.

Technical data	
<b>General data</b>	
Note	For HEAVYCON-ADVANCE housing of B24 type and HEAVYCON housing of B24/B48 type
Connection method	Screw connection
Tightening torque	0.5 Nm

Ambient temperature (operation)	-40 °C ... 125 °C (including heating up of contacts)
Pollution degree	3
Surge voltage category	III
Constructional and testing regulations	DIN VDE 0627/86
	DIN VDE 0110/02.79
	DIN VDE 0110-1/04.97
	IEC 60664-1, DIN IEC 60512
	IEC 60352
Number of positions	24
Insertion/withdrawal cycles	≥ 500
Design	B24
Conductor cross section	0.5 mm <sup>2</sup> ... 2.5 mm <sup>2</sup>
Connection cross section AWG	20 ... 14
Stripping length of the individual wire	7 mm
Connection	For housings of type B16/B32. Connectors may only be actuated when there is no load/voltage.

#### Material data

Inflammability class acc. to UL 94	V0
Contact material	Copper alloy
Contact surface material	Ag
Contact carrier material	PA

#### Electrical characteristics

Rated voltage (III/3)	500 V
Rated surge voltage	6 kV
Rated current	16 A

#### Certificates / Approvals



Certification CSA, GOST, UL

#### CSA

Nominal voltage U <sub>N</sub>	600 V
Nominal current I <sub>N</sub>	16 A

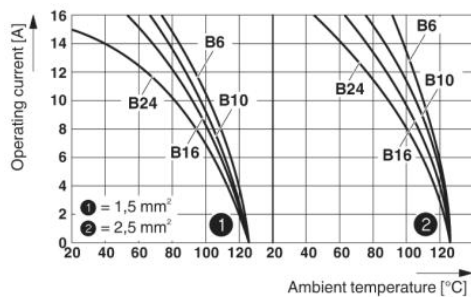
AWG/kcmil	20-14
<b>UL</b>	
Nominal voltage $U_N$	600 V
Nominal current $I_N$	15 A
AWG/kcmil	18-12

**Accessories**

Item	Designation	Description
<b>General</b>		
1644326	HC-B-3PE	PE multiplier, for three PE connections, for HC-B (besides HC-B..E..ZZ) / HC-BB / HC-DD / HC-D40 / HC-D64 contact inserts
1604997	HC-B-PES	PE screw, for contact inserts HC-B / HC-BB / HC-DD / HC-D40 / HC-D64
1685327	HC-B-ZG	Strain relief clamps contact inserts of series: B-, BB-, D 40, D 64, DD and HV, straight cable exit
1685330	HC-B-ZS	Strain relief clamps contact inserts of series: B-, BB-, D 40, D 64, DD and HV, lateral cable exit
1772722	HC-CB	Coding pin, prevents mismatching of up to six plug connectors with an identical number of positions
1676860	HC-CBU	Keying socket for coding up to 16 plug connectors
1676857	HC-CST	Keying peg for coding up to 16 plug connectors
1687985	HC-SMR-B24	HEAVYCON connector assembly frame, for contact inserts of type B24

**Diagrams/Drawings**

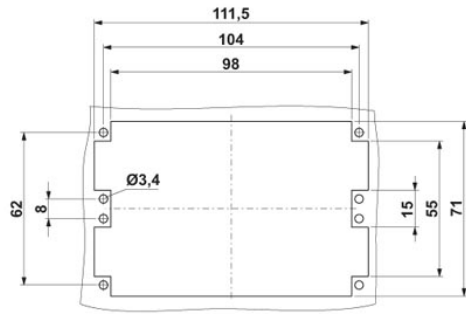
Diagram



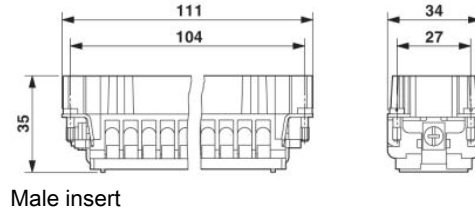
Derating diagram

Dimensioned drawing

---




Mounting cut-out



Schematic diagram

Connector pin assignment, connection side



**Address**

PHOENIX CONTACT Inc., USA  
586 Fulling Mill Road  
Middletown, PA 17057, USA  
Phone (800) 888-7388  
Fax (717) 944-1625  
<http://www.phoenixcon.com>



© 2010 Phoenix Contact  
Technical modifications reserved;