

HC-D 40-ESTC

Order No.: 1772502

<http://eshop.phoenixcontact.de/phoenix/treeViewClick.do?UID=1772502>

HEAVYCON male insert, D40 series, 40-pos., crimp connection

Commercial data

EAN	4017918037178
Pack	10 pcs.
Customs tariff	85366990
Weight/Piece	0.06962 KG
Catalog page information	Page 440 (PC-2009)

Product notesWEEE/RoHS-compliant since:
03/01/2006

<http://www.download.phoenixcontact.com>
Please note that the data given here has been taken from the online catalog. For comprehensive information and data, please refer to the user documentation. The General Terms and Conditions of Use apply to Internet downloads.

Technical data**General data**

Note	For HC-D40 housing, crimp contacts CK1,6-ED (crimp contacts not included in scope of supply)
Connection method	Crimp connection
Ambient temperature (operation)	-40 °C ... 125 °C (including heating up of contacts)
Pollution degree	3

Surge voltage category	III
Constructional and testing regulations	DIN VDE 0627/86
	DIN VDE 0110/02.79
	DIN VDE 0110-1/04.97
	IEC 60664-1, DIN IEC 60512
	IEC 60352
Number of positions	40
Insertion/withdrawal cycles	≥ 500
Design	D40
Connection in acc. with standard	IEC / EN
Conductor cross section	0.14 mm ² ... 2.5 mm ²
Connection cross section AWG	26 ... 14
Stripping length of the individual wire	8 mm
	6 mm (2.5 mm ²)
Assembly instructions	- Use of HC-CST (1676857) keying pins and HC-CBU (1676860) keying sockets has been prescribed.
Connection	Connectors may be plugged in only when there is no load/voltage.

Material data

Inflammability class acc. to UL 94	V0
Contact material	Copper alloy
Contact surface material	Ag (alternatively Au)
Contact carrier material	PA

Electrical characteristics

Rated voltage (III/3)	250 V
Rated surge voltage	4 kV
Rated current	10 A

Certificates / Approvals



Certification

CSA, GOST, UL

CSA

Nominal voltage U_N	300 V
Nominal current I_N	10 A
AWG/kcmil	22-16

UL

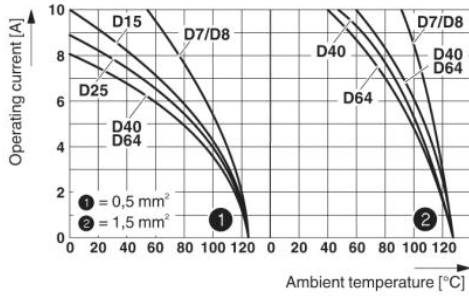
Nominal voltage U_N	600 V
Nominal current I_N	10 A
AWG/kcmil	22-16

Accessories

Item	Designation	Description
General		
1586138	HC-B 16-ANDOCK	Docking frame for racks, for contact inserts of B16 type, with four M5 flat headed screws, rack balance x/y axis +- 1.5 mm
1644326	HC-B-3PE	PE multiplier, for three PE connections, for HC-B (besides HC-B..E..ZZ) / HC-BB / HC-DD / HC-D40 / HC-D64 contact inserts
1604997	HC-B-PES	PE screw, for contact inserts HC-B / HC-BB / HC-DD / HC-D40 / HC-D64
1685327	HC-B-ZG	Strain relief clamps contact inserts of series: B-, BB-, D 40, D 64, DD and HV, straight cable exit
1685330	HC-B-ZS	Strain relief clamps contact inserts of series: B-, BB-, D 40, D 64, DD and HV, lateral cable exit
1772722	HC-CB	Coding pin, prevents mismatching of up to six plug connectors with an identical number of positions
1676860	HC-CBU	Keying socket for coding up to 16 plug connectors
1676857	HC-CST	Keying peg for coding up to 16 plug connectors
1660973	HC-SMP 125-B16-AMQ	HEAVYCON connector assembly frame with panel mounting base with double locking latch, for contact inserts of type B16
1687972	HC-SMR-B16	HEAVYCON connector assembly frame, for contact inserts of type B16

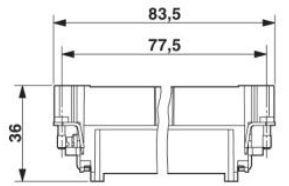
Diagrams/Drawings

Diagram

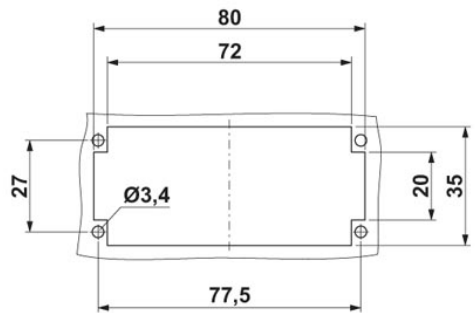
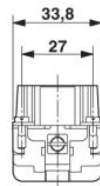


Derating diagram: HC-D...C series

Dimensioned drawing

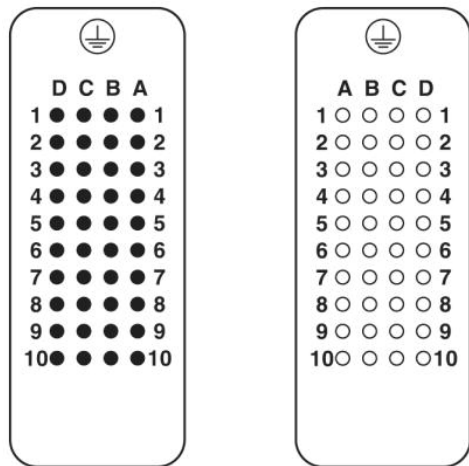


Male insert (turned contacts)



Mounting cut-out

Schematic diagram



Connector pin assignment, connection side

Address

PHOENIX CONTACT Deutschland GmbH
Flachsmarktstr. 8
32825 Blomberg, Germany
Phone +49 5235 3 12000
Fax +49 5235 3 41200
<http://www.phoenixcontact.de>



© 2010 Phoenix Contact
Technical modifications reserved;