

# HC-D 15-EBUC

Order No.: 1772311



<http://eshop.phoenixcontact.de/phoenix/treeViewClick.do?UID=1772311>

HEAVYCON female insert, D15 series, 15-pos., crimp connection

Commercial data	
EAN	4017918036980
Pack	10 pcs.
Customs tariff	85366990
Weight/Piece	0.04009 KG
Catalog page information	Page 439 (PC-2009)

#### Product notes

WEEE/RoHS-compliant since:  
02/17/2006



<http://www.download.phoenixcontact.com>  
Please note that the data given here has been taken from the online catalog. For comprehensive information and data, please refer to the user documentation. The General Terms and Conditions of Use apply to Internet downloads.

Technical data	
<b>General data</b>	
Note	For HC-D15 housing, crimp contacts CK1,6-ED (crimp contacts not included in scope of supply)
Connection method	Crimp connection
Ambient temperature (operation)	-40 °C ... 125 °C (including heating up of contacts)

Pollution degree	3
Surge voltage category	III
Constructional and testing regulations	DIN VDE 0627/86
	DIN VDE 0110/02.79
	DIN VDE 0110-1/04.97
	IEC 60664-1, DIN IEC 60512
	IEC 60352
Number of positions	15
Insertion/withdrawal cycles	≥ 500
Design	D15
Connection in acc. with standard	IEC / EN
Conductor cross section	0.14 mm <sup>2</sup> ... 2.5 mm <sup>2</sup>
Connection cross section AWG	26 ... 14
Stripping length of the individual wire	8 mm
	6 mm (2.5 mm <sup>2</sup> )
Assembly instructions	Connectors may be operated only when there is no load/voltage.
Connection	- Use of HC-CST (1676857) keying pins and HC-CBU (1676860) keying sockets has been prescribed.

#### Material data

Inflammability class acc. to UL 94	V0
Contact material	Copper alloy
Contact surface material	Ag (alternatively Au)
Contact carrier material	PA

#### Electrical characteristics

Rated voltage (III/3)	250 V
Rated surge voltage	4 kV
Rated current	10 A

#### Certificates / Approvals



Certification

CSA, GOST, UL

**CSA**

Nominal voltage $U_N$	300 V
Nominal current $I_N$	10 A
AWG/kcmil	22-16

**UL**

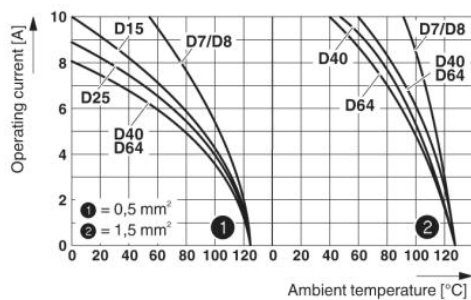
Nominal voltage $U_N$	600 V
Nominal current $I_N$	10 A
AWG/kcmil	22-16

**Accessories**

Item	Designation	Description
<b>General</b>		
1645888	CK1,6-ED-BB	Dummy socket for contact carrier with turned CK 2.5-ED.. female contacts
1584868	HC-A-PES	PE screw for contact inserts of A series
1772722	HC-CB	Coding pin, prevents mismatching of up to six plug connectors with an identical number of positions
1676860	HC-CBU	Keying socket for coding up to 16 plug connectors
1676857	HC-CST	Keying peg for coding up to 16 plug connectors
1604010	HC-SMR-D15	HEAVYCON connector assembly frame, for contact inserts of type D15

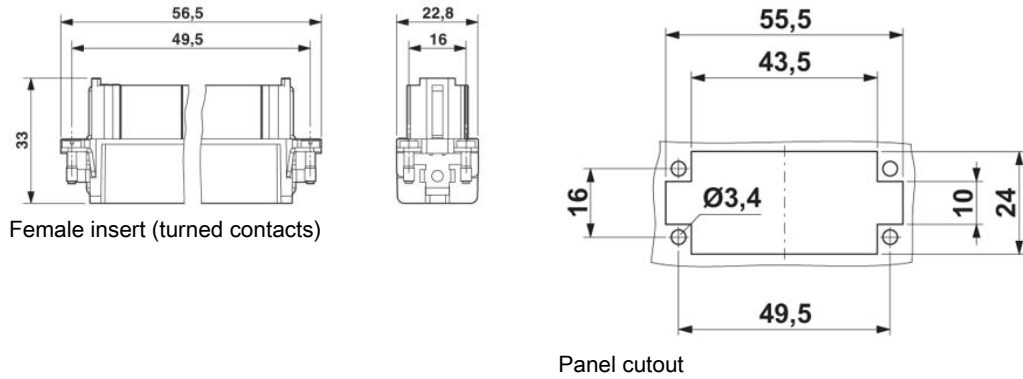
**Diagrams/Drawings**

Diagram



Derating diagram: HC-D...C series

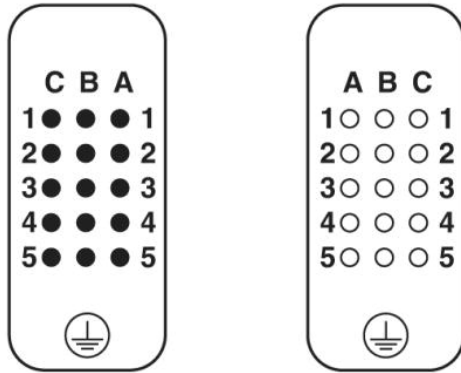
Dimensioned drawing



Female insert (turned contacts)

Panel cutout

Schematic diagram



Connector pin assignment, connection side: left pin, right socket

**Address**

PHOENIX CONTACT Inc., USA  
586 Fulling Mill Road  
Middletown, PA 17057, USA  
Phone (800) 888-7388  
Fax (717) 944-1625  
<http://www.phoenixcon.com>



© 2010 Phoenix Contact  
Technical modifications reserved;