
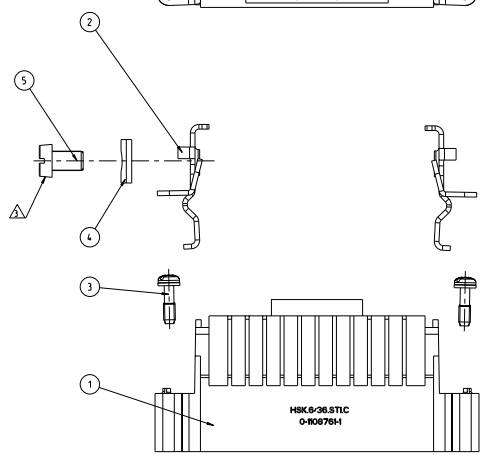

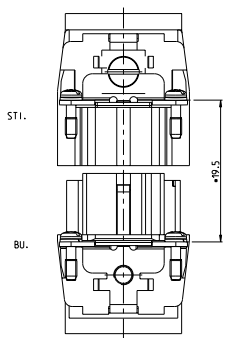
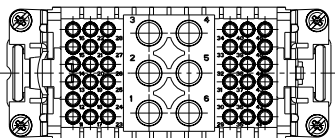


REV	DATE	DESCRIPTION	BY	CHK	APP
B1	02/02/2006	ECR-09-020756	OPRE2000	SR	ME

PANEL CUT-OUT FOR CONTACT INSERT
 WHEN USED WITHOUT HOUSING



CONTACT ARRANGEMENT VIEW FROM
 TERMINATION SIDE



±0.5
 DISTANCE ARRANGEMENT
 VIEW FROM TERMINATION SIDE

NOTES

- POVER CONTACT : 1 TO 12
 OUTER DIMENSIONS OF INSULATION: MAX. Ø6.5mm
 SIGNAL CONTACT: A AND B
 OUTER DIMENSIONS OF INSULATION: MAX. Ø3.2mm
- SUITABLE HOOD SIZE 6
 SERIES HB, HD, EMV, AND HIP
- △ GROUNDING CONTACT
- STANDARDS:
 DIN EN 61984; DIN EN 60664-1
- PACKAGING:
 5 PIECES IN A CARTON BOX

QTY	DESCRIPTION	MATERIAL	SURFACE	ITEM
1	CYLINDER SCREW - M5	STEEL	NICKEL PLATED	5
1	CLIP TAB	STEEL	NICKEL PLATED	4
4	FIXING SCREW ASSY	STEEL	NICKEL PLATED	3
2	GROUNDING CONTACT-SOCKET	Cu Zn37 F3B	NICKEL PLATED	2
1	SOCKET INSERT	VALOX		1

THIS DRAWING IS A CONTROLLED DOCUMENT. © SCHEMATA OPER2000

REVISIONS: 1. SCHEMATA OPER2000

DATE: 02/02/2006

PROJECT: MALE INSERT

DESCRIPTION: MALE INSERT HSK6/36

SIZE: A

SCALE: 1:1

DATE: 02/02/2006

BY: 00779

CHK: 1108761

CUSTOMER DRAWING

TE Connectivity

5/1 1 1 1