THIS DRAWING IS UNPUBLISHED
VERTRAULICH! UNVEROFFENTLICHT ZEICHNUNG
© COPYRIGHT 2000 BY AMP INCORPORATED ALL RIGHTS RESERVED
ALLE RECHTE VORBEHALTEN

RELEASE FOR PUBLICATION ,2000
FREI FÜR VERÖFFENTLICHNG

MATED WITH:
PASSEND ZU:
1103149

LOC	DIST	REVISIONS ÄNDERUNGEN				
AI	-	P	LTR	DESCRIPTION BESCHREIBUNG	DATE	DWN	APVD
PROJEKT NR. EGGMN04419			D1	RELEASED AS PER ECR-07-021780	9/14/2007	PB	TS

CONTACT ARRANGEMENT
VIEW FROM TERMINATION SIDE

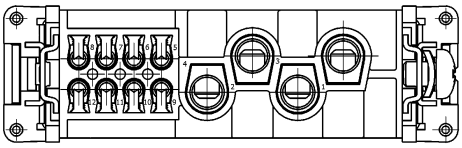

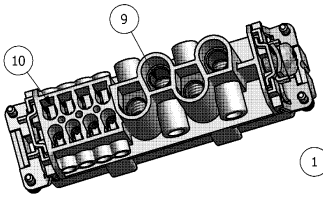

(1 : 1)

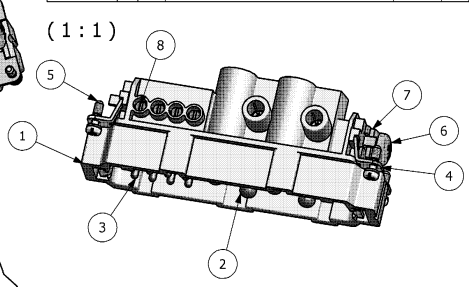

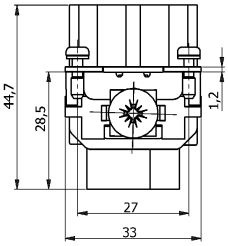

A

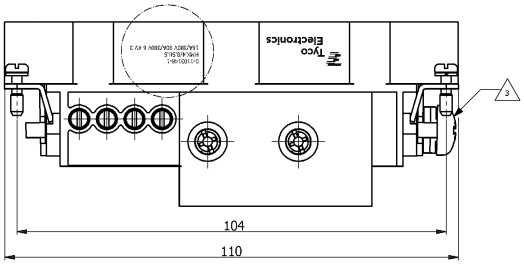

A (3 : 1)

0-1103148-1
HMX.4/8.Sti.S
16A/380V 6 KV 3
80A/380V 6 KV 3

* distance for guaranteed contact 21 mm max.

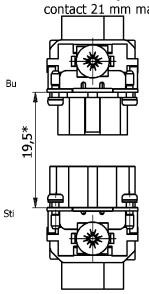

CONTACT ARRANGEMENT
VIEW FROM CONNECTING SIDE

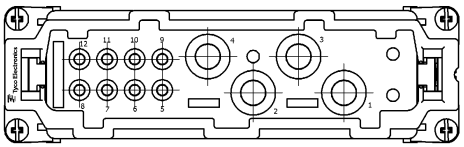

NOTES

1 POWER CONTACT: 1 TO 4
OUTER DIMENSIONS OF INSULATION: MAX. Ø10,3 MM

2 SIGNAL CONTACT: 5 TO 12
OUTER DIMENSIONS OF INSULATION: MAX. Ø5,2 MM

3 GROUNDING CONTACT

4 SUITABLE HOOD SIZE 8: SERIES HB; HD; EMV AND HIP

5 STANDARDS:
DIN EN 61984; DIN EN 60664-1

6 PACKAGING:
5 PIECES IN A CARTON

0-1 AS SHOWN
ORDERING TEXT: HMX.4/8.Sti.S

Panel cut-out for contact insert
when used without housing

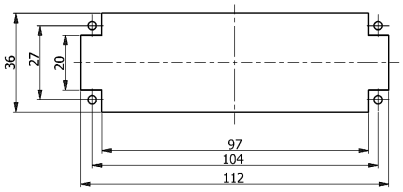

CONTACT ARRANGEMENT
VIEW FROM TERMINATION SIDE

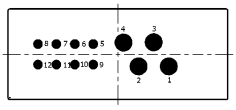

QTY	DESCRIPTION	MATERIAL	SURFACE	COLOR	NOTE	ITEM
8	SIGNAL WIRE PROTECTION STRIP	CuSn6	----	----	----	10
4	THREADED PIN	6,8	SURFACE DIN EN 12540 Fe/Ni 5b	BLUE	M6	9
8	CONTACT SCREW WITH SLOT	Cu Zn 40Pb3	---	BLUE	---	8
1	CLAMP TAB	STEEL	NICKEL PLATED	BLUE	---	7
1	CYLINDER SCREW , M5	STEEL	NICKEL PLATED		---	6
4	FIXING SCREW	STEEL	NICKEL PLATED	---	M3X10,5	5
2	GROUNDING CONTACT-PIN	Cu Zn37 F38	Cu/Ni 5b	---	---	4
8	PIN CONTACT(SIGNAL)	BRASS	SILVER PLATED	---	---	3
4	PIN CONTACT(POWER)	BRASS	SILVER PLATED	---	---	2
1	MALE INSERT HMX.4.8	PBT-GF30	---	LIGHT GREY	---	1

0-1 HMX.4/8.Sti.S — PART LIST

THIS DRAWING IS A CONTROLLED DOCUMENT AND SHOULD NOT BE CHANGED WITHOUT CONTROLLED CHANGE. FOR CONTROLLED DOCUMENTS, DERIVED DATA, INCLUDING DIMENSIONS, MUST BE MEASURED OR CALCULATED FROM DRAWING DATA. DATA NOT DERIVABLE FROM DRAWING, MUST BE OBTAINED FROM THE ORIGINATOR OR PROCESSED UNDER A CONTROLLED CHANGE.

DIMENSIONS:
DOMENSIONEN:
mm

TOLERANCES UNLESS OTHERWISE SPECIFIED:
ALLGEMEINTOLERANZEN

n. ISO 8015 :
n. ISO 2768 : m/H
n. DIN 16901: f40

0 PLC
1 PLC
2 PLC
3 PLC
ANGLES / WINKEL

MATERIAL 7 — FINISH / OBERFLÄCHE / FARBE 8

DWN	R.SRINIVAS	12/22/2005
CHK	M.SCHWEIGER	12/22/2005
APVD	T.SCHNURPFEIL	12/22/2005
PRODUCT SPEC PRODUKTSPEZ.	108-74065	
APPLICATION SPEC VERWENDUNGSSPEZ.	114-74067	
WEIGHT GEWICHT	---	

Tyco Electronics — Tyco / Electronics AMP GmbH, D - 53819 Neunkirchen

NAME: MALE INSERT ASSEMBLY
HMX.4/8.STI.S

SIZE A2 | CAGE CODE 00779 | DRAWING NO DATO NUMMER 1103148 | RESTRICTED TO RUE FUER

CUSTOMER DRAWING / KUNDENZEICHNUNG | SCALE MASSSTAB 1,5:1 | SHEET BLATT 1 OF VON 1 | REV. D1

AMP 1471-9 REV 27JUN96

This is a TRANSLATED file from Computervision, Inc., Medias Version 12.2.ST

Downloaded from Elcodis.com electronic components distributor