

4

3

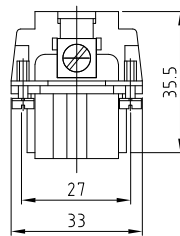
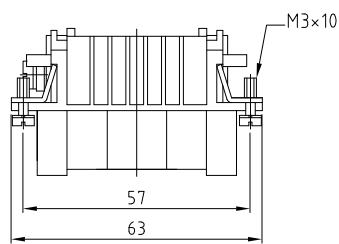
2

1

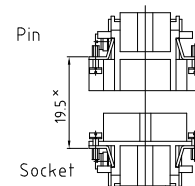
THIS DRAWING IS UNPUBLISHED. RELEASED FOR PUBLICATION  
 COPYRIGHT © BY TYCO ELECTRONICS CORPORATION. ALL INTERNATIONAL RIGHTS RESERVED.

LOC	DIST	REVISIONS				
P	LTR	DESCRIPTION	DATE	DWN	APVD	
	A2	UL-File erfüllt EGD0-0218-03 UL- File removed	29.09.03	SR	SM	
	A3	REVISED PER ECO-11-002591	11FEB11	HMR	MM	

Maßbild  
Outline drawing

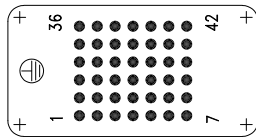


Assembly reference

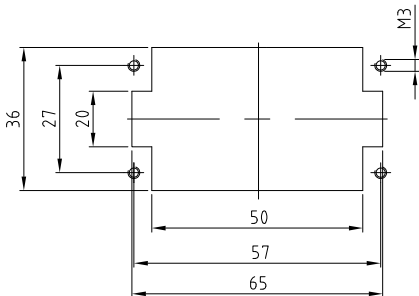


×Distance for contact  
max: 21 mm

Kontaktanordnung  
Contact arrangement  
Ansicht Anschlußseite  
view from termination side



Montageausschnitt  
Panel cut-out for contact insert  
bei Verwendung ohne Gehäuse  
when used without housing



Notes,

- ① Material: insert, PC
- ② Finish: contact; Ag, Au

Bemerkungen,

- ① Material: Einsatz: PC
- ② Oberfläche: Kontakte; Ag, Au

1	Female insert HN.2D.42 Crimp	①	dark gray	1	-	
2-3	DESCRIPTION / BENENNUNG	MATERIAL	COLOR / FARBE	ITEM NO. POS.	REMARKS / BEMERKUNGEN	
HN.2D.42.Bu.C	THIS DRAWING IS A CONTROLLED DOCUMENT.		DWN Schneider 10.11.1997	Tyco Electronics Corporation Harrisburg, Pa 17105-3608		
	DIMENSIONS: mm		CHK -	NAME Female insert Buchseinsatz HN.2D.42		
	TOLERANCES UNLESS OTHERWISE SPECIFIED: GENERAL TOLERANCES: 1 ISO 2768 - M3 ±0.15 2 ISO 2768 - M3 ±0.15 3 ISO 2768 - M3 ±0.15 4 ANGLES ±0.1		APVD -	SIZE CAGE CODE DRAWING NO A3 00779 C-1103206		
	MATERIAL ①		FINISH ②	PRODUCT SPEC -	APPLICATION SPEC -	RESTRICTED TO -
		WEIGHT 56g	CUSTOMER DRAWING			
		SCALE 1:1	SHEET 1 of 1		REV A3	