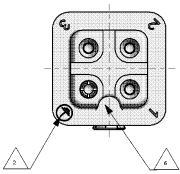


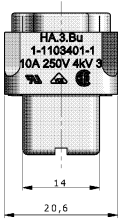
1	1	3
1	1	3
1	1	3

REVIZIJSKI LISTA		REVISIONS	
BR.	OPIS	DATA	IMENJE
1	1	01.09.2006	SR
2	1	01.09.2006	SR


CONTACT ARRANGEMENT  
VIEW FROM CONNECTING SIDE



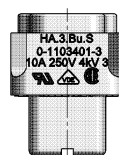
LATERAL PRINT  
PN 1-1



LATERAL PRINT  
PN 0-1



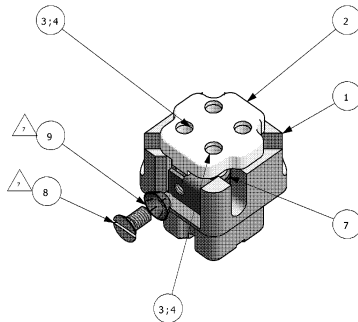

LATERAL PRINT  
PN 0-3



NOTES

- CONTACT: 1 TO 3  
SUITABLE SCREW CONTACTS: SERIES HA.3  
OUTER DIMENSIONS OF INSULATION: MAX. Ø3,4 MM
- GROUNDING CONTACT:  
SUITABLE SCREW CONTACTS: SERIES HA.3  
OUTER DIMENSIONS OF INSULATION: MAX. Ø3,4 MM
- SUITABLE HOOD SIZE 1: SERIES HA; HD; EMV AND HIP
- SUITABLE INSERTION AND EXTRACTION TOOL:  
SCREWDRIVER 2,0x65
- STANDARDS: DIN EN 61984; DIN EN 60664-1
- POLARIZATION RIPS
- POS. 8 AND POS.9 PACKED SEPARATE IN POLY BAG
- AUTHORIZATION: UL; CSA; VDE; SEV
- PACKAGING:  
10 SETS IN A CARTON, PRE-MOUNTED
- PACKAGING:  
200 SETS IN A CANN-BAN BOX

CONTACT ARRANGEMENT  
VIEW FROM TERMINATION SIDE



QTY	DESCRIPTION	MATERIAL	COLOR	SURFACE	ITEM	NOTES
1	1	1			9	V3.2
1	1	1			8	M3x6
4	4	4			7	M3x5.5
1	1	1			6	
1	1	1			5	
3	3	3			4	
1	1	1			3	
1	1	1			2	
1	1	1			1	
0-5	0-2	0-1	0-1			
DESCRIPTION						
HA.3.Bu.S						
HA.3.Bu.S-AU						
HA.3.Bu.S-KH						

DATE: 09.05.2004	DESIGNED BY: T. SCHURPFEL	DATE: 10.04.2006	REVISED BY: T. SCHURPFEL
DATE: 24.09.1995	DESIGNED BY: KRAHNER	DATE: 10.04.2006	REVISED BY: T. SCHURPFEL
DIMENSIONS: 108-74055		DIMENSIONS: 114-74056	
MATERIAL: 0.013 KG		MATERIAL: 0.013 KG	
WEIGHT: 0.013 KG		WEIGHT: 0.013 KG	
CUSTOMER DRAWING / KUNDENZICHNUNG		CUSTOMER DRAWING / KUNDENZICHNUNG	

tyco electronics		Tyco / EMERSON AMP G-14	
D-53835 NEULICHEN		D-53835 NEULICHEN	
FEMALE INSERT			
HA.3.BU.S			
PART NUMBER: 1103401		PART NUMBER: 1103401	
DATE: 00779		DATE: 00779	
REV: 1		REV: 1	