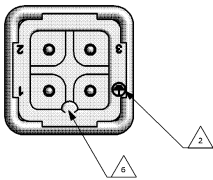
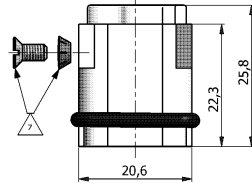
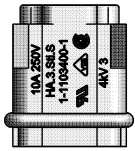


LOC	DATE	REVISIONS	DATE	DWH	APVD
AI	-	7 LTR			
PROJECT NO.	C2	TEXT CHANGED	ECR-07-020917	03.09.2007	SR ST

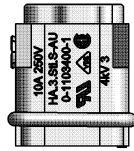
CONTACT ARRANGEMENT  
VIEW FROM CONNECTING SIDE



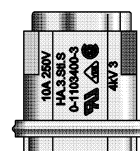
LATERAL PRINT  
PN 1-1 / 0-2



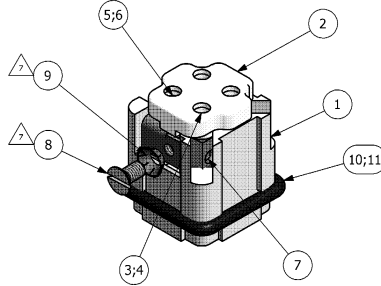
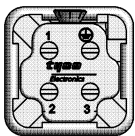
LATERAL PRINT  
PN 0-1



LATERAL PRINT  
PN 0-3



CONTACT ARRANGEMENT  
VIEW FROM TERMINATION SIDE



**NOTES**

- 1 CONTACT: 1 TO 3  
SUITABLE SCREW CONTACTS: SERIES HA.3  
OUTER DIMENSIONS OF INSULATION: MAX. Ø3,4 MM
- 2 GROUNDING CONTACT:  
SUITABLE SCREW CONTACTS: SERIES HA.3  
OUTER DIMENSIONS OF INSULATION: MAX. Ø3,4 MM
- 3 SUITABLE HOOD SIZE 1: SERIES HA; HD; EMV AND HIP
- 4 SUITABLE INSERTION AND EXTRACTION TOOL:  
SCREWDRIVER 2,0x65
- 5 STANDARDS:  
DIN EN 61984; DIN EN 60664-1
- 6 POLARIZATION RIPS
- 7 POS. 8 AND POS.9 PACKED SEPARATE IN POLY BAG
- 8 AUTHORIZATION: UL; CSA; VDE; SEV
- 9 PACKAGING:  
10 SETS IN A CARTON, PRE-MOUNTED
- 10 PACKAGING  
200 PIECES IN A KANN-BAN BOT

QTY	DESCRIPTION	MATERIAL	SURFACE	COLOR	ITEM	NOTES
1	PROFILE SEAL	NEOPRENE		BLACK	11	CONDUCTIVE
1	PROFILE SEAL	NEOPRENE		BLACK	10	
1	SPRING WASHER	STEEL	ZINK PLATED		9	V3,2
1	SLOTTED COUNTER FLAT HEAD SCREW	STEEL	ZINK PLATED		8	M3x6
4	SLOTTED CHEESE HEAD SCREW	BRASS	NICKEL PLATED		7	M3x5,5
1	EARTING CONTACT PIN WITH ANGLE	BRASS	GOLD PLATED		6	
1	EARTING CONTACT PIN WITH ANGLE	BRASS	SILVER PLATED		5	
3	CONTACT PIN	BRASS	GOLD PLATED		4	
3	CONTACT PIN	BRASS	SILVER PLATED		3	
1	COVER	PC		BEIGE	2	
1	MALE INSERT	PC		BEIGE	1	
0-3	DESCRIPTION	MATERIAL	SURFACE	COLOR	ITEM	NOTES
	HA.3.SLS					
	HA.3.SLS-AU					
	HA.3.SLS-KM					

DATE: 24.09.1999	BY: SCHNEIDER	DATE: 27.03.2006	BY: T.SCHNEURFEL
DATE: 24.09.1999	BY: KRAMER	DATE: 108-74055	BY: 114-74056
DIRECTIONS: mm		TOLERANCES: mm	
DIMENSIONS: mm		TOLERANCES: mm	
MATERIAL: 0,0012 KG		CASE CODE: A2	
CUSTOMER DRAWING / KUNDENZEICHNUNG		DRAWING NO. / ZEICHNUNG NR.: 1103400	
SCALE: 1:1		SHEET: 1 OF 1	