

4

3

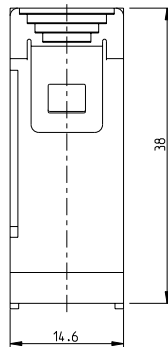
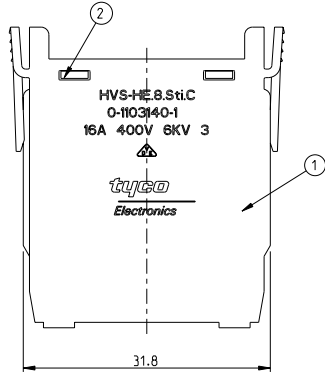
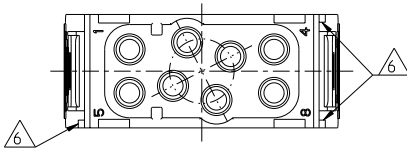
2

1

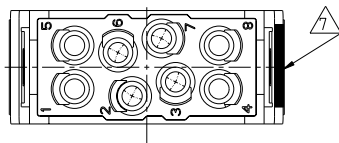
THIS DRAWING IS UNPUBLISHED. RELEASED FOR PUBLICATION 2000  
 © COPYRIGHT 2000 BY TYCO ELECTRONICS CORPORATION. ALL RIGHTS RESERVED.

LOC	DIST	REVISIONS			
P	LTR	DESCRIPTION	DATE	DWN	APVD
B1		ECR-10-021590	20OCT2010	SR	OH

Contact arrangement  
view from connecting side

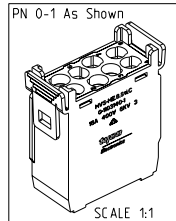


Contact arrangement  
view from termination side



NOTES

- SUITABLE CRIMP CONTACTS: SERIES HE/HA  
CUSTOMER DRAWING: 1105100  
OUTER DIMENSIONS OF INSULATION: MAX. Ø.9mm
- SUITABLE MODULE FIXING FRAME: SERIES HVS SIZE 3 TO 8  
CUSTOMER DRAWING: 1103250
- SUITABLE INSERTION TOOL:  
CUSTOMER DRAWING: 0-1102855-6
- SUITABLE EXTRACTION TOOL:  
CUSTOMER DRAWING: 0-1102855-7
- STANDARDS:  
DIN EN 61984; DIN EN 60664-1
- POLARIZATION RIPS
- MARKING OF POLARIZATION ACCORDING TO MARKING OF MODULE FRAME
- PACKAGING:  
10 SETS IN A CARTON. PRE-MOUNTED



QTY	DESCRIPTION	MATERIAL	COLOR	ITEM NO
1	MALE INSERT	PC-GF20	LYGHT GREY	2
1	COVER FOR MALE INSERT	PC-GF20	LYGHT GREY	1

PN 0-1 As Shown

<small>THIS DRAWING IS A CONTROLLED DOCUMENT FOR TYCO ELECTRONICS CORPORATION          IT IS SUBJECT TO CHANGE AND THE CONTROLLING ENGINEERING ORGANIZATION          SHOULD BE CONTACTED FOR THE LATEST REVISION.</small>		DWN 24.08.2005 M.SCHWEIGER CHK 23.08.2005 T.SCHNURPFEL APVD	Tyco Electronics AMP GmbH 53757 Sankt Augustin, Germany
DIMENSIONS: mm 	TOLERANCES UNLESS OTHERWISE SPECIFIED: 0 PL ± 1 PL ± 2 PL ± 3 PL ± 4 PL ± ANGLES ±	NAME <b>MALE INSERT ASSY</b> <b>HVS-HE.8.STI.C</b>	RESTRICTED TO
MATERIAL 	FINISH 	PRODUCT SPEC 108-74073 APPLICATION SPEC 114-74073 WEIGHT A 3 00779 ©=1103140	
CUSTOMER DRAWING		SCALE 2:1	SHEET 1 OF 1 REV B1

AMP 1470-19 REV 31MAR2000

Pro/ENGINEER DRAWING