

4

3

2

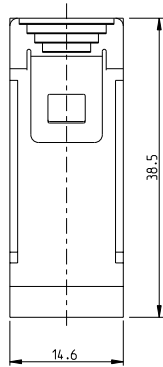
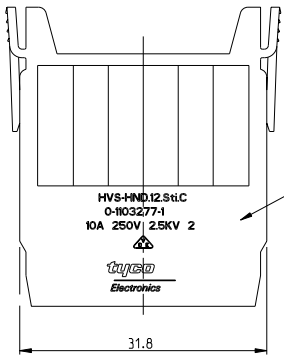
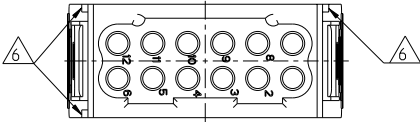
1

THIS DRAWING IS UNPUBLISHED. RELEASED FOR PUBLICATION 2000  
© COPYRIGHT 2000 BY TYCO ELECTRONICS CORPORATION. ALL RIGHTS RESERVED.

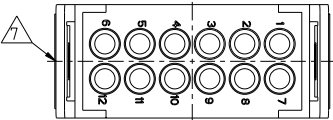
LOC	DIST	REVISIONS			
P	LTR	DESCRIPTION	DATE	DNW	APVD
B1		ECR-10-021590	25.10.2010	SR	OH

PN 0-1 As Shown

Contact arrangement  
view from connecting side



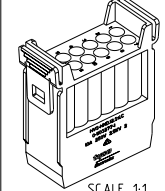
Contact arrangement  
view from termination side



NOTES

- SUITABLE CRIMP CONTACTS: SERIES HN.D  
CUSTOMER DRAWING: 1105051  
OUTER DIMENSIONS OF INSULATION: MAX. Ø4mm
- SUITABLE MODULE FIXING FRAME: SERIES HVS SIZE 3 TO 8  
CUSTOMER DRAWING: 1103250
- SUITABLE INSERTION TOOL:  
CUSTOMER DRAWING: 1102855
- SUITABLE EXTRACTION TOOL:  
CUSTOMER DRAWING: 1102855
- STANDARDS:  
DIN EN 61984; DIN EN 60664-1
- POLARIZATION RIPS
- MARKING OF POLARIZATION ACCORDING TO MARKING OF  
MODULE FRAME
- PACKAGING:  
10 PIECES IN A CARTON

PN 0-1 As Shown



1	MALE INSERT	PC-GF20	LYGHT GREY	1
QTY	DESCRIPTION	MATERIAL	COLOR	ITEM NO
10	PN 0-1 / HVS-HND.12.Sti.C			

DIMENSIONS:		TOLERANCES UNLESS OTHERWISE SPECIFIED:		DATE		NAME	RESTRICTED TO			
mm		mm								
		0	±0.10	20.02.2006	20.02.2006			Tyco Electronics AMP GmbH 53757 Sankt Augustin, Germany	MALE INSERT HVS-HND.12.STI.C	
		1 PLC	±0.20	APVD	CHK					
		2 PLC	±0.30	20.02.2006	20.02.2006	T.SCHNURPFEL				
		3 PLC	±0.40	PRODUCT SPEC						
		4 PLC	±0.50	108-74083	114-74085	SIZE	CAGE CODE	DRAWING NO		
		AMULES	±0.60	APPLICATION SPEC	WEIGHT	A3	00779	C=1103277		
MATERIAL		FINISH		CUSTOMER DRAWING		SCALE		SHEET	OF	REV
						2:1		1	1	B1