

4

3

2

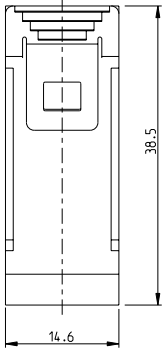
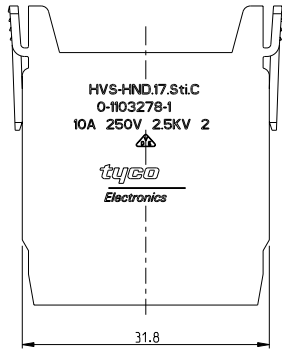
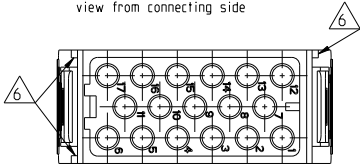
1

THIS DRAWING IS UNPUBLISHED. RELEASED FOR PUBLICATION 2000
COPYRIGHT 2000 BY TYCO ELECTRONICS CORPORATION. ALL RIGHTS RESERVED.

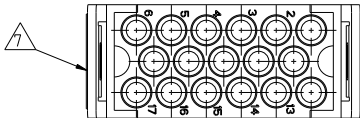
LOC	DIST	REVISIONS			
P	LTR	DESCRIPTION	DATE	DWN	APVD
B1		ECR-10-021590	26.10.2010	SR	OH

PN 0-1 As Shown

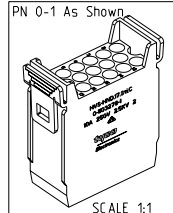
Contact arrangement
view from connecting side



Contact arrangement
view from termination side



- NOTES
- SUITABLE CRIMP CONTACTS: SERIES HN-D
CUSTOMER DRAWING: 1105050
OUTER DIMENSIONS OF INSULATION: MAX. Ø4mm
 - SUITABLE MODULE FIXING FRAME: SERIES HVS SIZE 3 TO 8
CUSTOMER DRAWING: 1103250
 - SUITABLE INSERTION TOOL:
CUSTOMER DRAWING: 1102855
 - SUITABLE EXTRACTION TOOL:
CUSTOMER DRAWING: 1102855
 - STANDARDS:
DIN EN 61984; DIN EN 60664-1
 - POLARIZATION RIPS
 - MARKING OF POLARIZATION ACCORDING TO MARKING OF
MODULE FRAME
 - PACKAGING:
10 SETS IN A CARTON. PRE-MOUNTED



1	MALE INSERT	PC-GF20	LIGHT GREY	1
QTY	DESCRIPTION	MATERIAL	COLOR	ITEM NO
	PN 0-1 / HVS-HN.D.17.Sti.C			

<small>THIS DRAWING IS A CONTROLLED DOCUMENT FOR TYCO ELECTRONICS CORPORATION IT IS SUBJECT TO CHANGE AND THE CONTROLLING ENGINEERING ORGANIZATION SHOULD BE CONTACTED FOR THE LATEST REVISION.</small>		DWN 20.02.2006 SCHNEIDER CHK 20.02.2006 A.GAST APVD 20.02.2006 T.SCHNURPFEL	Tyco Electronics AMP GmbH 53757 Sankt Augustin, Germany
DIMENSIONS: mm 	TOLERANCES UNLESS OTHERWISE SPECIFIED: 0 PLC ± 1 PLC ± 2 PLC ± 3 PLC ± 4 PLC ± ANGLES	NAME MALE INSERT HVS-HND.17.STI.C PRODUCT SPEC 108-74083 APPLICATION SPEC 114-74085 WEIGHT A3	SIZE CAGE CODE DRAWING NO A3 00779 C=1103278 RESTRICTED TO
MATERIAL	FINISH	CUSTOMER DRAWING	SCALE 2:1 SHEET 1 OF 1 REV B1

AMP 1470-19 REV 31MAR2000

Pro/ENGINEER DRAWING