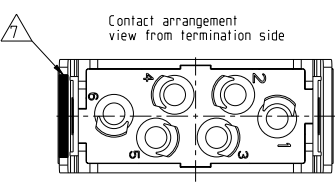
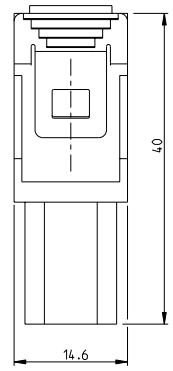
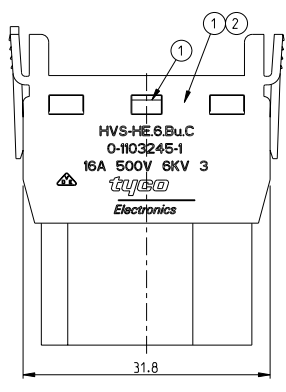
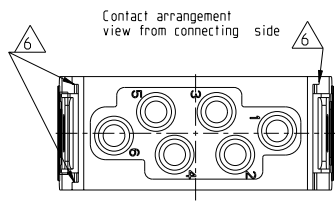


THIS DRAWING IS UNPUBLISHED. RELEASED FOR PUBLICATION 1997
 © COPYRIGHT 1997 BY TYCO ELECTRONICS CORPORATION. ALL RIGHTS RESERVED.

LOC	DIST	REVISIONS			
P	LTR	DESCRIPTION	DATE	DWN	APVD
B1		ECR-10-020122	23SEP2010	SR	OH



- NOTES
- SUITABLE CRIMP CONTACTS: SERIES HE
 CUSTOMER DRAWING: 1105101
 OUTER DIMENSIONS OF INSULATION: MAX. Ø4.9mm
 - SUITABLE MODULE FIXING FRAME: SERIES HVS SIZE 3 TO 8
 CUSTOMER DRAWING: 1103250
 - SUITABLE INSERTION TOOL:
 CUSTOMER DRAWING: 0-1102855-6
 - SUITABLE EXTRACTION TOOL:
 CUSTOMER DRAWING: 0-1102855-7
 - STANDARDS:
 DIN EN 61984; DIN EN 60664-1
 - POLARIZATION RIPS
 - MARKING OF POLARIZATION ACCORDING TO MARKING OF MODULE FRAME
 - PACKAGING:
 10 SETS IN A CARTON. PRE-MOUNTED

QTY	DESCRIPTION	MATERIAL	COLOR	NOTE	ITEM
1	COVER FOR FEMALE INSERT HVS-HE.6.BU-DE	PC-GF20	LIGHT GREY		2
1	FEMALE INSERT HVS-HE.6	PC-GF20	LIGHT GREY		1

THIS DRAWING IS A CONTROLLED DOCUMENT FOR TYCO ELECTRONICS CORPORATION IT IS SUBJECT TO CHANGE AND THE CONTROLLING ENGINEERING ORGANIZATION SHOULD BE CONTACTED FOR THE LATEST REVISION.		DWN 24.05.2005 M.SCHWEIGER CHK 27.05.2005 T.SCHNURPFIL APVD 20.12.2006 T.SCHNURPFIL	Tyco Electronics Tyco Electronics AMP GmbH 53757 Sankt Augustin, Germany
DIMENSIONS: mm 	TOLERANCES UNLESS OTHERWISE SPECIFIED: 0 mm ± 1 PLC ± 2 PLC ± 3 PLC ± 4 PLC ± ANGLES ±	NAME FEMALE INSERT HVS-HE.6.BU.C	RESTRICTED TO
MATERIAL 	FINISH 	APPLICATION SPEC WEIGHT SIZE A3 CAGE CODE 00779 DRAWING NO C=1103245	CUSTOMER DRAWING SCALE 2:1 SHEET 1 OF 1 REV B1