

Company profile


Weidmüller is the leading manufacturer of components for electrical and electronic interconnection technologies.

The company develops, produces and sells customer-oriented solutions comprising the entire Weidmüller product portfolio. As an OEM supplier, the company sets global standards in the field of electrical connection technology.

The Weidmüller product portfolio ranges from terminal blocks, PCB connectors and terminals, protected components, Industrial Ethernet components and relay sockets to power supply and overvoltage protection modules suitable for all applications. Electrical installation and marking solutions, basic I/O components and a variety of tools round off the range. Weidmüller products are mainly used in control cabinets and for field wiring. Customers also benefit from our wide range of services.

In addition to our expertise in manufacturing precision mechanics, we offer a customer oriented product portfolio for our international customers in the fields of industrial, process and transportation technology. Our developments and activities are driven solely by the individual requirements of our customers in these areas.

The Weidmüller Group has a strong international orientation with production facilities, sales companies and agencies in over 70 countries. Due to our high standards of quality and service, customers around the world value us as a highly competent and flexible partner.



All the catalogues at a glance

Catalogue 1: Modular Terminal Blocks

Order number: 5650110000

- P-Series (Push In technology)
- I-Series (IDC technology)
- Z-Series (Tension clamp technology)
- W-Series (Screw connection technology)
- Stud style (Screw connection technology)



Catalogue 2: PCB Terminals and Connectors

Order number: 5650120000

PCB Terminals with

- leaf spring connection, clamping yoke connection, TOP clamp connection, tension clamp connection, Push In spring connection, spade connection

PCB Connectors of

- Minimate, Omnimate, Unimate, Powermate and Crimpmate Ranges



Catalogue 3: RockStar® – Heavy Duty Connectors

Order number: 5650130000

- Inserts
- Modular system
- Housings IP65 + IP69K



Catalogue 4: Electronics

Order number: 5650140000

- Interface units
- Digital signal processing
- Analogue signal processing
- Power supplies
- Overvoltage protection



Catalogue 5: Enclosures and Cable Glands

Order number: 5650150000

- Enclosures
- Cable gland and Cabtite



Catalogue 6: Tools

Order number: 5650160000

- Cutting
- Stripping
- Crimping
- Screwdrivers
- Measuring/Testing
- Automatic machines



Catalogue 7: Marking Systems

Order number: 5650170000

- Terminal markers
- Wire and cable markers
- Device and equipment markers
- Printing systems
- Software



Catalogue 8: Sensor Actuator Interface

Order number: 5650180000

- SAI Passive
- SAI Active
- Cables and connectors
- JACKPAC® IP67



Catalogue 9: Industrial Ethernet

Order number: 5650190000

- Active components
- Passive components
- Accessories



Complete Set

Order number: 5650100000

- composed of catalogue 1 to catalogue 9 inclusive



Online Catalogue

If you have questions about the specifications and details of our products, perhaps even outside normal business hours, then our online catalogue at <http://catalog.weidmueller.com> – open 24 hours a day, 365 days a year – is the perfect source of information. Besides product features and part numbers, it contains extensive additional information on all product groups. And for further information, offers and your personal contact, simply consult the Weidmüller website at www.weidmueller.com.

CD-ROM

As well as browsing through our printed and online catalogues you can now gain an overview of our products with the help of our CD-ROM. You don't need Internet access nor do you have to install the CD. Simply insert the CD-ROM into the drive and browse away.

The world of connection technology

Control / PLC



**Catalogue 9
Industrial Ethernet**

**Catalogue 4
Electronics**

- Industrial Ethernet**
- Active components
 - Passive components
 - Accessories

- Electronics**
- Interface units
 - Digital signal processing
 - Analogue signal processing
 - Power supplies
 - Overvoltage protection

PCB Terminals

Fieldbus components

PCB Connectors

**Catalogue 2
PCB Terminals
and Connectors**

**Catalogue 1
Modular Terminal
Blocks**

**Catalogue 3
RockStar® –
Heavy Duty Connectors**

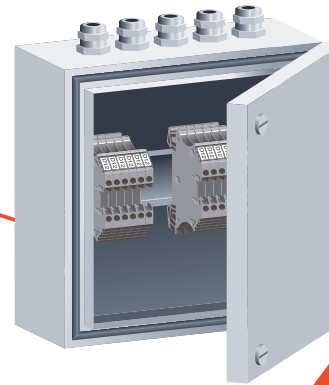
**Catalogue 5
Enclosures and
Cable Glands**



Heavy Duty Connectors

- Inserts
- Modular system
- Housings IP65 + IP69K

**Enclosures,
Cable glands,
Cabtite**



Modular Terminal Blocks


- Push In technology
- IDC technology
- Tension clamp technology
- Screw connection technology

Stud style



Tools

- Cutting, stripping, crimping, screwdrivers, measuring / testing
- Automatic machines



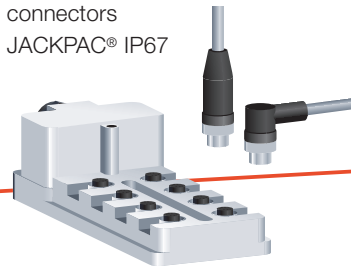
Marking systems

- Terminal-, wire and cable, device and equipment markers
- Printing systems
- Software



Sensor Actuator Interface

- SAI Passive
- SAI Active
- Cable and connectors
- JACKPAC® IP67



**Catalogue 6
Tools**

**Catalogue 7
Marking Systems**

**Catalogue 8
Sensor Actuator Interface**

Sensors / Actuators

RockStar® – Heavy Duty Connectors

Overview HDC

RockStar® inserts

RockStar® ConCept modular system

RockStar® Housings IP65 / NEMA 4X

RockStar® Housing IP69K

RockStar® kits

RockStar® accessories

Cable entries and Cabtite

A

B

C

D

E

F

G

H

Appendix

Weidmüller Service

V

Index

Search according to Type or order number, Worldwide activities

X

RockStar® – Heavy Duty Connectors


HA series

Page B.4



HA series

Page B.8



HE series

Page B.18



HEE series

Page B.32



HD series

Page B.42



HD series

Page B.46




HDD series

Page B.66



HVE series

Page B.80



HSB series

Page B.88



MixMate S4

Page B.96



MixMate S4/0

Page B.98



MixMate S6/12

Page B.100



MixMate S6/6

Page B.102



HQ series

Page B.106



CabinetMate DSTV-HE

Page B.112



CabinetMate DSTV-HD

Page B.122



ConCept modular system

Page C.3



ConCept bus modules

Page C.14



RockStar® Housings IP65

Page D.4




RockStar® Housing IP69K

Page E.4



RockStar® kits

Page F.4



RockStar® accessories

Page G.3



Cable entries

Page H.6



Cabtite

Page H.15



Overview HDC

Aid for selection

| | |
|--|------|
| Construction of heavy-duty connectors – fixed pole | A.2 |
| Overview of size 1 – fixed pole | A.3 |
| Overview of sizes 2, 5, 7, 9 – fixed pole | A.4 |
| Overview of sizes 3, 4, 6, 8, 10, 12 – fixed pole | A.5 |
| Construction of heavy-duty connectors – modular | A.6 |
| Overview of sizes 3, 4, 6, 8, 10, 12 – modular | A.7 |
| Classes of protection | A.8 |
| RockStar® Housing types | A.10 |
| Fastening systems | A.11 |
| Part codes for inserts and covers | A.12 |
| Part codes for housings | A.13 |

Technical data

| | |
|---------------------------------------|------|
| Connection systems | A.14 |
| Electrical data | A.16 |
| Chemical resistance | A.20 |
| Tightening torques and screwing tools | A.21 |
| Safety information / standards | A.22 |

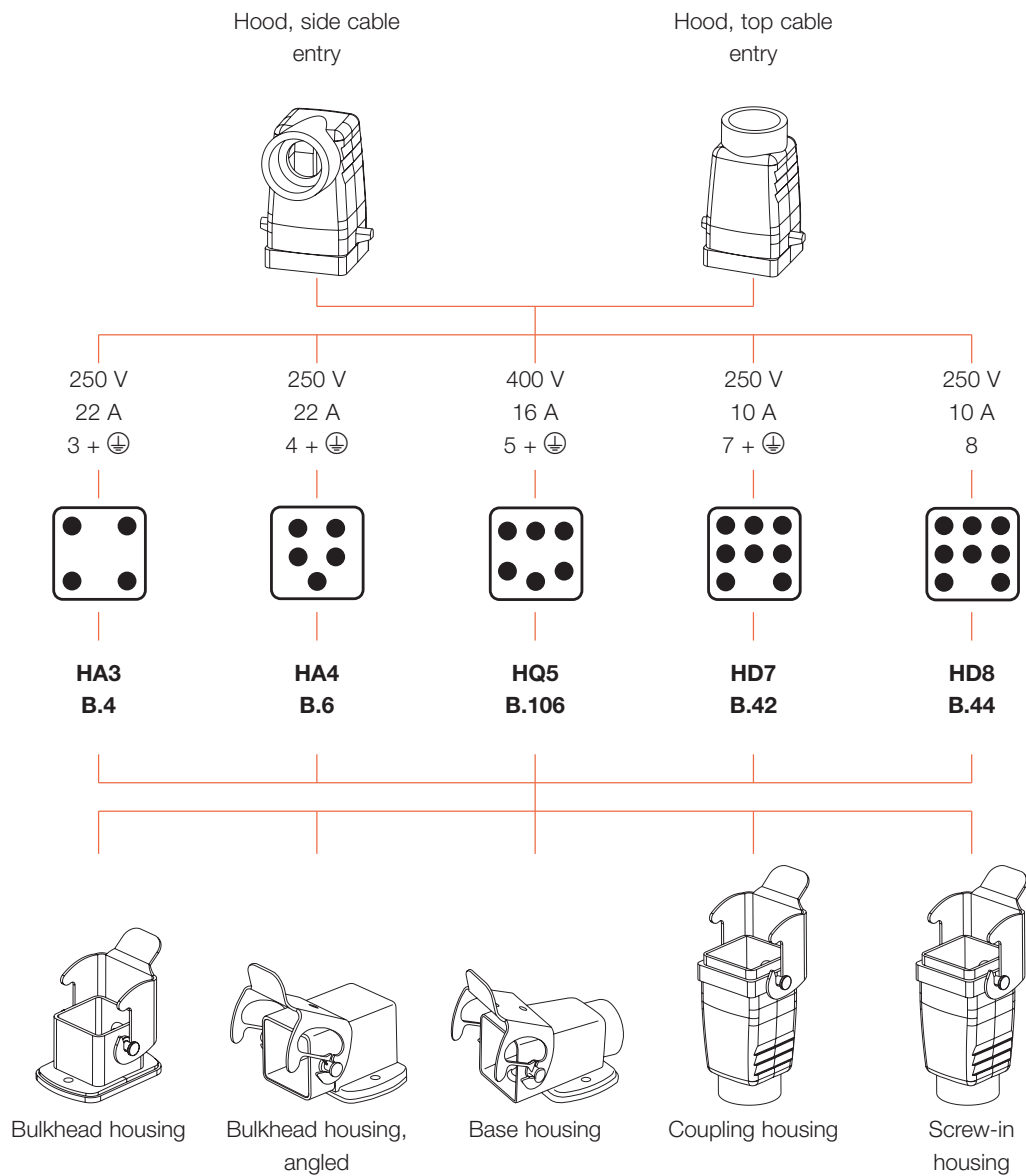
Construction of heavy-duty connectors – fixed pole



Overview of size 1 – fixed pole

Size

1



Overview of sizes 2, 5, 7, 9 – fixed pole

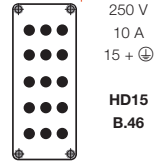
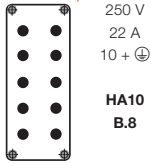
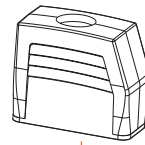
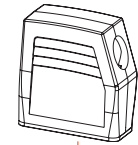
A

Size

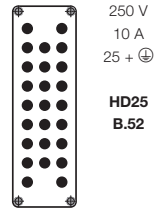
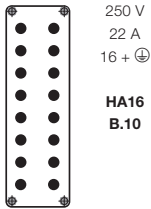
Hood, side cable entry

Hood, top cable entry


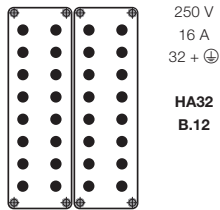
2



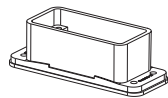

5



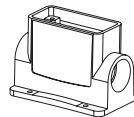
7



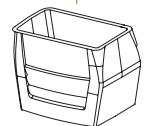
9



Bulkhead housing



Base housing



Coupling housing

Overview of sizes 3, 4, 6, 8, 10, 12 – fixed pole

Size

Hood, side cable entry

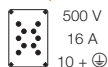
Hood, top cable entry

3



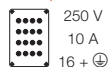
500 V
24 A
6 + ⊕

HE6
B.18



500 V
16 A
10 + ⊕

HEE10
B.32



250 V
10 A
16 + ⊕

HD16
B.48



250 V
10 A
24 + ⊕

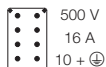
HDD24
B.66



1000 V
65 A
4 + ⊕

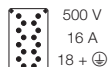
S4
B.96

4



500 V
16 A
10 + ⊕

HE10
B.20



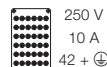
500 V
16 A
18 + ⊕

HEE18
B.34



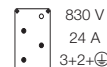
250 V
10 A
24 + ⊕

HD24
B.50



250 V
10 A
42 + ⊕

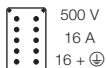
HDD42
B.68



830 V
24 A
3+2+⊕

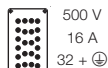
HVE3
B.80

6



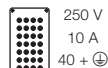
500 V
16 A
16 + ⊕

HE16
B.22



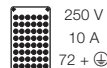
500 V
16 A
32 + ⊕

HEE32
B.36



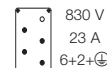
250 V
10 A
40 + ⊕

HD40
B.54



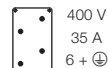
250 V
10 A
72 + ⊕

HDD72
B.70



830 V
23 A
6+2+⊕

HVE6
B.82



400 V
35 A
6 + ⊕

HSB6
B.88



630 V
80 A
4+0+⊕

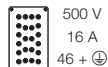
S4/0
B.98

8



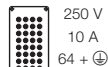
500 V
16 A
24 + ⊕

HE24
B.24



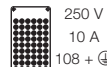
500 V
16 A
46 + ⊕

HEE46
B.38



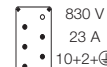
250 V
10 A
64 + ⊕

HD64
B.58



250 V
10 A
108 + ⊕

HDD108
B.72



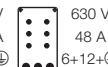
830 V
23 A
10+2+⊕

HVE10
B.84



630 V
100 A
6+6+⊕

S6/6
B.102



630 V
48 A
6+12+⊕

S6/12
B.100

10




500 V
16 A
32 + ⊕

HE32
B.26



250 V
10 A
80 + ⊕

HD80
B.60



250 V
10 A
144 + ⊕

HDD144
B.74



400 V
35 A
12 + ⊕

HSB12
B.90

12




500 V
16 A
48 + ⊕

HE48
B.28



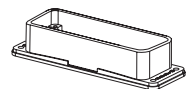
250 V
10 A
128 + ⊕

HD128
B.62

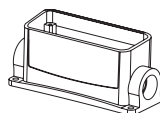


250 V
10 A
216 + ⊕

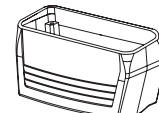
HDD216
B.76



Bulkhead housing



Base housing



Coupling housing

Construction of heavy-duty connectors – modular

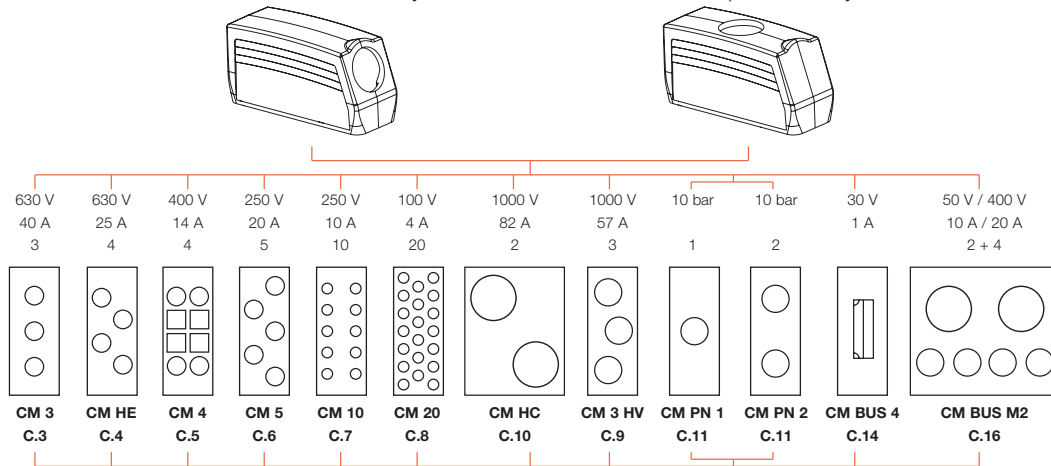


Overview of sizes 3, 4, 6, 8, 10, 12 – modular

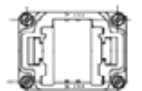
Size

Hood, side cable entry

Hood, top cable entry

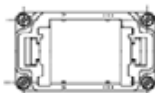


3



CF6 for 2 modules

4



CF10 for 3 modules

6



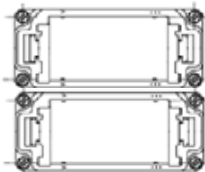
CF16 for 5 modules

8



CF24 for 7 modules

10

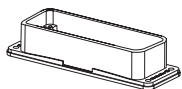


2 x CF16 for 10 modules

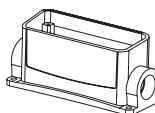
12



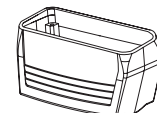
2 x CF24 for 14 modules



Bulkhead housing



Base housing



Coupling housing

IP class of protection to DIN EN 60529

A








The class of protection is indicated by a code consisting of the two letters IP and two digits representing the class of protection.

Example:

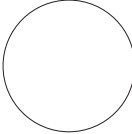
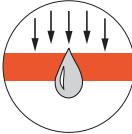

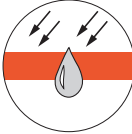
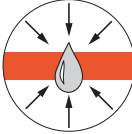


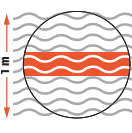
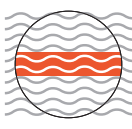
I P 6 5

2nd digit: protection from liquids
1st digit: protection from solid bodies

Protection against intrusion of external particle matter (1st digit)

| Digit | | |
|-------|---|--|
| 0 |  | No protection |
| 1 |  | Protection against ingress of large solid bodies with diameter > 50 mm. (Protection to prevent dangerous parts being touched with the back of the hand.) |
| 2 |  | Protection against ingress of large solid bodies with diameter > 12.5 mm. (Protection to prevent dangerous parts being touched with the fingers.) |
| 3 |  | Protection against ingress of large solid bodies with diameter > 2.5 mm. (Protection to prevent dangerous parts being touched with a tool.) |
| 4 |  | Protection against ingress of large solid bodies with diameter > 1 mm. (Protection to prevent dangerous parts being touched with a piece of wire.) |
| 5 |  | Protection against harmful deposits of dust, which cannot enter in an amount sufficient to interfere with satisfactory operation. |
| 6 |  | Complete protection against ingress of dust. |

Protection against penetration of liquids (2nd digit)

| Digit | | |
|-------|--|--|
| 0 |  | No protection |
| 1 |  | Protection against drops of condensed water falling vertically. |
| 2 |  | Protection against drops of liquid falling at an angle of 15° with respect to the vertical. |
| 3 |  | Protection against drops of liquid falling at an angle of 60° with respect to the vertical. |
| 4 |  | Protection against liquids splashed from any direction. |
| 5 |  | Protection against water jets projected by a nozzle from any direction. |
| 6 |  | Protection against water from heavy sea on ships' decks. |
| 7 |  | Protection against immersion in water under defined conditions of pressure and time. |
| 8 |  | Protection against indefinite immersion in water under defined conditions of pressure (which must be agreed between manufacturer and user and must be more adverse than number 7). |

Class of protection to NEMA

National Electrical Manufacturers Association NEMA 250-1991

Digit

Type 1

Housing primarily for use in inside rooms. Protects from penetration of solid bodies.

Type 2

Housing primarily for use in inside rooms. Protects from penetration of solid bodies and water.

Type 3

Housing primarily for use in inside rooms. Protects from penetration of rain and snow, dust and damage through ice formation.

Type 3R

Housing primarily for use in inside rooms. Protects from rain and snow as well as damage through ice formation.

Type 3S

Housing primarily for use in inside rooms. Protects from rain, snow and foreign bodies. External mechanisms can be operated despite ice formation.

Type 4

Housing for inside and outside rooms. Protects from rain, foreign bodies, water spray and water jets as well as damage through ice formation on the outside of the housing.

Type 4X

Housing for inside and outside rooms. Protects from corrosion, rain, foreign bodies, water spray and water jets as well as damage through ice formation on the outside of the housing.

Type 6

Housing for inside and outside rooms. Protects from water jets as well as penetration of water when submerged; protects from damage through ice formation on the outside of the housing.

Digit

Type 12

Housing for use in inside rooms. Protects from dust deposits and non-corrosive dripping liquids.

Type 13

Housing for use in inside rooms. Protects from dust deposits, water spray, oil and non-corrosive coolants.

RockStar® Housing types

A

Housing IP65 / NEMA 4X



Weidmüller has further developed its IP65 housing. The result is an industrial housing of a new design that also has the properties corrosion resistance and long service life. These new HDC industrial housings even surpass our previous stainless steel housings in all respects. All operation elements are made of stainless steel. A high-quality, multistage surface sealing provides safety for years. Good isn't good enough for us. That's why Weidmüller discontinued the stainless series and why you should use our new IP65 housing.

Applications:

- General mechanical engineering
- Conveying equipment and plant engineering
- Packaging machines
- Lighting and stage equipment
- Fairground rides
- Process engineering
- Transport and traffic engineering

Features:

- Tightness at least IP65 to EN 60529:1991 + A1:2000
- Tightness NEMA 4X
- Scratch-resistant, corrosion-proof, long-lasting

Design:

- Cast aluminium alloy
- 2 versions, standard and high
- Multistage surface coating
- Colour: grey

Fastening systems:

- Clamp lock in different versions of rustproof stainless steel

Housing IP69K – the highest degree of sealing



The IP69K housings have been developed for use under extreme environmental conditions. The high class of protection guarantees trouble-free operation in use on vehicles and under tough climatic conditions. If you want to protect your delicate interfaces from EMC emissions, these connectors are the right choice for you.

Applications:

- Transport and traffic engineering
- Extreme requirements on the class of protection
- Military and communications engineering

Features:

- Tightness IP69K to DIN 40050, part 9 (1993): water sprayed at the housing from any direction under strong pressure must not have any harmful effect.
- Tightness IP68 / 5 bar to EN 60529 (1991) + part A1 (2000)
- Scratch-resistant, corrosion-proof, long-lasting

Design:

- Cast aluminium alloy
- 2 versions, standard and high
- Surrounding metal collar on housing
- Shielded versions for EMC protection
- Robust powder coating of polyester resin
- Colour: black

Fastening systems:

- Screw fastening (see diagram below)

Fastening systems

One longitudinal locking clamp on housing bottom



- Manual operation – no tools required
- 2 locking points – along the longitudinal axis
- Easily accessible with side cable entry
- Particularly suitable for row connection
- Fastening system of rustproof stainless steel

One central locking clamp on housing top



- Manual operation – no tools required
- 2 locking points along the transverse axis
- Easily accessible from above where space is limited
- Easily accessible with side cable entry
- Fastening system of rustproof stainless steel

Two transverse locking clamps on housing bottom



- Manual operation – no tools required
- 4 locking points – good sealing effect
- Easily accessible with cable entry pointing upwards
- Particularly suitable for row connection
- Fastening system of rustproof stainless steel

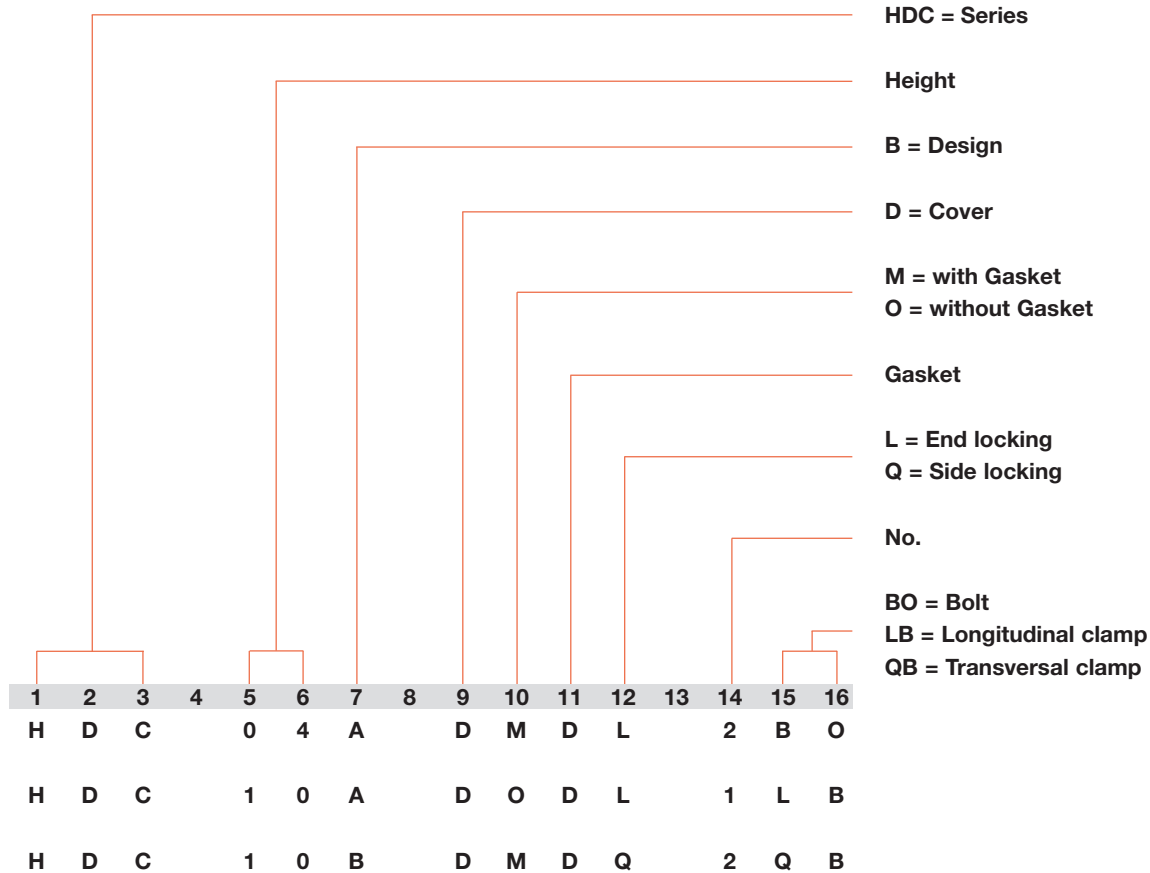
Screw fastening



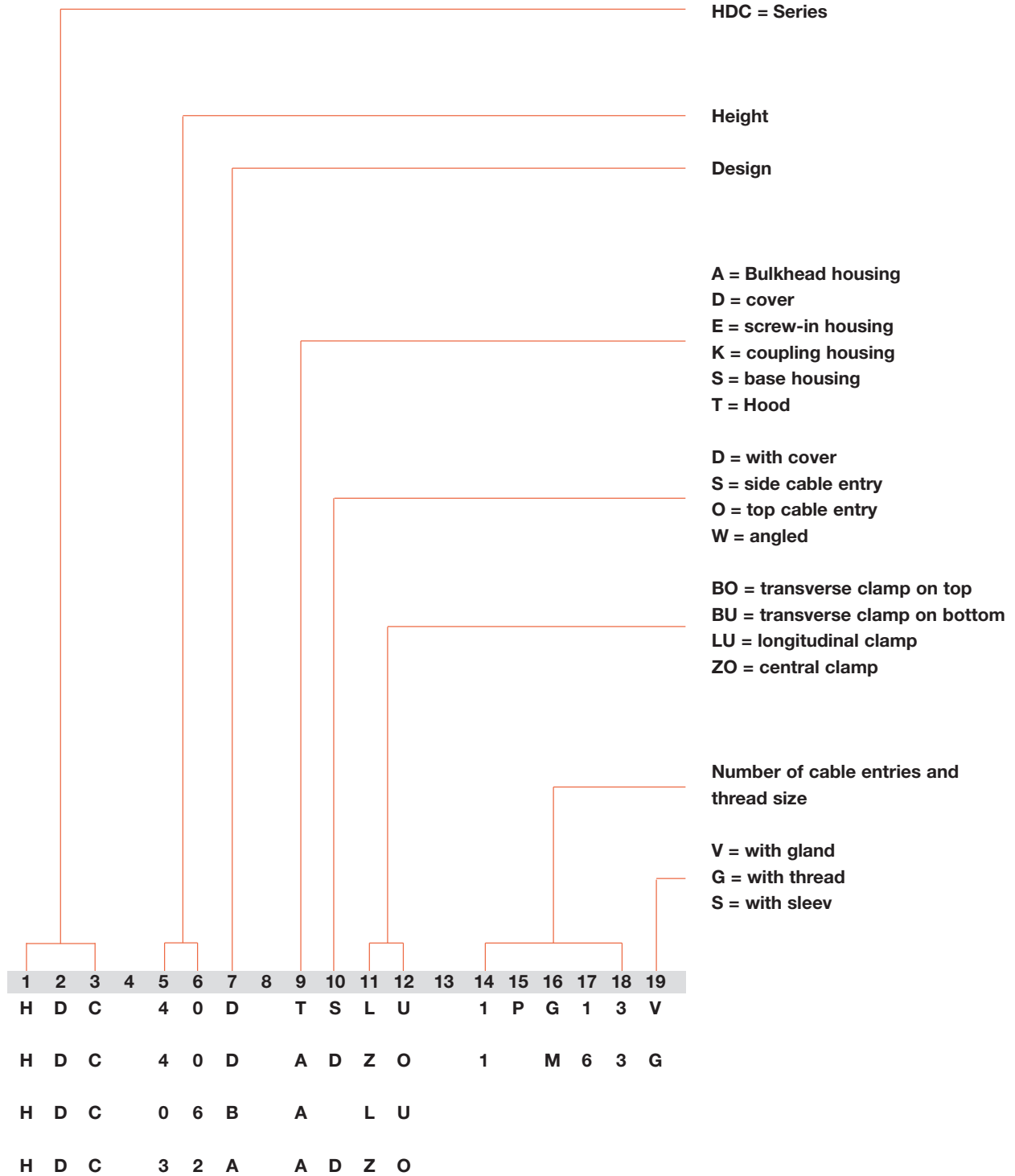
- Operation with screwdriver
- Highly effective sealing
- 2 locking points along the longitudinal axis
- Easily accessible from above where space is limited
- Particularly suitable for row connection on all sides
- Stainless steel screws

Part codes for inserts and covers

A



Part codes for housings

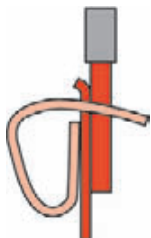


Connection systems

A

Weidmüller offers RockStar connectors with five different connection systems


There are five common types of connection: tension clamp connection, screw connection, crimping, axial screw connection and push-in technology.



Tension clamp connection

The **Weidmüller tension clamp system** functions similarly to the tried-and-tested clamping yoke. Here again, the mechanical and electrical functions are kept separate. The tension spring made from high-quality rustproof and acid-proof steel pulls

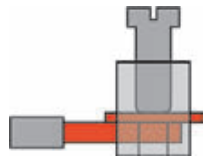
the conductor against the tin-plated copper current bar. Treating the copper in this way ensures low contact resistance and high corrosion resistance. The compensating effect of the tension spring ensures a secure contact for the lifetime of the terminal.



The advantage of the axial screw connection

is the small space taken up by the contact. This increases creepage distances and improves

current transfer. The axial screw connection is also extremely easy to use. To make up the connection, the tool and conductor are held in a line. Just three steps are needed for a secure connection: strip the conductor, insert the wire into the contact chamber, screw in the contact – that's all!



Clamp body with female thread in the Weidmüller screw terminal system consist of non-ferrous CuZn material. They are protected against corrosion with a passivated silver or gold surface with wire guard of stainless

steel against impermissible deformation of solid conductors and splaying of flexible leads as well as nicking by the clamping screw. With this clamping system, a gas-tight, vibration-proof connection between conductor and clamping yoke is established. This clamping system has proven itself millions of times over in Weidmüller products.



Push In system

In the **Push In system** the stripped solid conductor is simply inserted into the clamping point as far as it will go. And that completes the connection! No tool is required and the result is a reliable, vibration-

resistant and gas-tight connection. Even flexible conductors with crimped wire end ferrules or ultrasonic-welded conductors can be connected without any problems. A stainless steel compression spring, which is fitted in a separate housing, guarantees a high contact force between the conductor and the current bar (tin-plates copper). The pull-out force for this system is even higher than that for the tension clamp system. Spring and conductor stops in a steel housing ensure optimum connection conditions and a guide for the screwdriver needed to detach the conductor.



In the **crimping** method, the wires are fed into a metal sleeve, which is then squeezed together with a special

tool. The connection is now corrosion and vibration proof. The contacts can be attached to the conductor away from the connector and then inserted into it.



Crimp contacts

Whereas the contacts for screw, axial screw, tension clamp and Push In connections are already built in, the customer can choose the appropriate contact for a crimp connection.



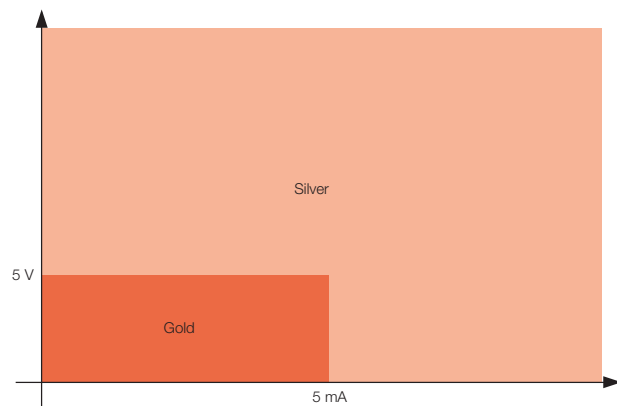
The contacts are the heart of a plug-in connector. They represent the actual connection between two conductors. Two kinds of contact are necessary: pins and sockets (male and female). The pin conducts the electrical current on its outer surface and is introduced into the socket, which conducts the electrical current on its inner surface. Heavy-duty connectors have copper alloy contacts and the contact surfaces are plated with gold or silver: silver improves conductivity, gold is corrosion-proof. Crimp contacts are available in turned, solid form.

Selection of silver or gold-plated contacts

When using plug-in connectors under standard conditions, the resistance between the contacts has little effect. Even heavily corroded silver-coated contact pins and sockets rarely show contact problems.

The situation is different where there are very small currents in extreme applications such as those in electroplating shops, tunnels or in cellulose processing. The silver oxide layer on the surface of the contacts forms an electrical resistance with capacitive, inductive and ohmic components. As a result, the original signal is distorted so much that the recipient is unable to detect it properly and interprets it incorrectly. This results in faults and, indirectly, to damage to machines and processes. Gold-plated contacts should be used in such cases.

The rule of thumb is: use gold-coated contacts for currents < 5 mA and voltages of up to 5 V.



Electrical data

A

Design of clearances and creepage distances in electrical equipment

General

Since April 1997 the sizing of clearances and creepage distances has been covered by DIN VDE 0110, part 1 "Insulation coordination for electrical equipment in low-voltage systems". DIN VDE 0110, part 1 contains the modified edition of IEC Report 664-1 (see also IEC 664-1/Oct 1992). Since April 2003, the rules of DIN EN 60664-1 / 11.03 in conjunction with DIN 61984 / 09.02 apply to the dimensioning of clearances and creepage distances.

The design data resulting from these provisions is – if applicable – specified in this catalogue for each product.

For the design of clearances and creepage distances, application of the regulations for insulation coordination produces the following interrelationships:

Clearances

Clearances are rated in accordance with the following factors:

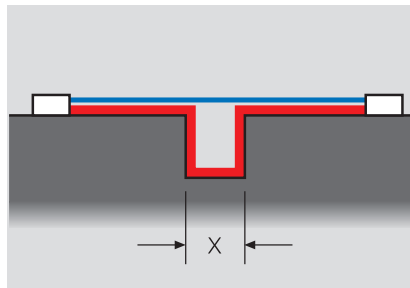
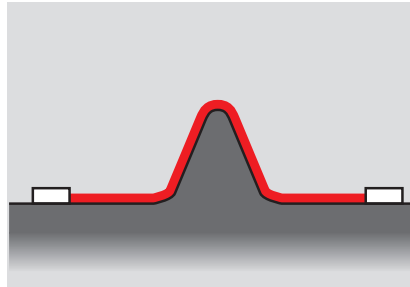
- Anticipated overvoltage
rated impulse withstand voltage
- Used
overvoltage protection precaution
- Measures to prevent pollution
pollution severity



Creepage distances

Creepage distances are rated in accordance with the following factors:

- Planned
rated voltage
- Insulation materials used
insulation group
- Measures to prevent pollution
pollution severity



Slots are taken into account when measuring creepage distances if their minimum width X is dimensioned according to the following table:

| Pollution severity | Minimum width X in mm |
|--------------------|--------------------------|
| 1 | 0.25 |
| 2 | 1.0 |
| 3 | 1.5 |
| 4 | 2.5 |

If the associated clearance in air is less than 3 mm, the minimum slot width can be reduced to 1/3 of the clearance.

Influencing factors:

Rated impulse withstand voltage

The rated impulse withstand voltage is derived from:

- **Phase-to-earth voltage** (the nominal voltage of the network, taking all networks into account)
- **Overvoltage category**

The overvoltage categories are defined

in accordance with international standard DIN EN 60664-1 (for electrical equipment fed directly from the low voltage network).

Overvoltage category I

- Equipment that is intended to be connected to the permanent electrical installation of a building. Measures to limit transient overvoltages to the specific level are taken outside the equipment, either in the permanent installation or between the permanent installation and the equipment.

Overvoltage category II

- equipment to be connected to the permanent electrical installation of a building e.g. household appliances, portable tools and similar loads.

Overvoltage category III

- equipment that is part of the permanent electrical installation and other equipment where a higher degree of availability is expected e.g. distribution boards, circuit-breakers, wiring systems (IEV 826-06-01, including cables, busbars, junction boxes, switches, power sockets) in the permanent installation, and equipment for industrial use and some other equipment, e.g. stationary motors with permanent connections to the permanent installation.

Overvoltage category IV

- Equipment for use at or in the proximity of the incoming supply point of the electrical installations of buildings upstream of the main distribution board e.g. electricity meters, circuit-breakers and riddle control units.

Pollution severity categories:

Pollution severity category 1

- No pollution, or only dry, non-conductive pollution that has no influence.

Pollution severity category 2

- Non-conductive pollution only; occasional condensation may cause temporary conductivity.

Pollution severity category 3

- Conductive pollution, or dry, non-conductive pollution that is liable to be rendered conductive through condensation.

Pollution severity category 4

- Contamination results in constant conductivity, e.g. caused by conductive dust, rain or snow.

The dimensioning of clearances and creepage distances, and hence the rating data for electromechanical products (terminals, terminal strips, PCB terminals and plug-in connectors) is based on pollution severity 3 and overvoltage category III, taking account of all network types.

Table 1: Three-phase 4 or 3-conductor a.c. systems

| Nominal voltage of power supply systems [V] | for conductor-cond. insulat. | for conductor-earth insulation | |
|---|------------------------------|--|--|
| | all Systems [V] | 3-phase 4-conductor systems with earthed neutral cond. [V] | 3-phase 4-conductor systems unearthed or cond. earthed [V] |
| 60 | 63 | 32 | 63 |
| 110 120 127 | 125 | 80 | 125 |
| 150 | 160 | – | 160 |
| 208 | 200 | 125 | 200 |
| 220 230 240 | 250 | 160 | 250 |
| 300 | 320 | – | 320 |
| 380 400 415 | 400 | 250 | 400 |
| 440 | 500 | 250 | 500 |
| 480 500 | 500 | 320 | 500 |
| 575 | 630 | 400 | 630 |
| 600 | 630 | – | 630 |
| 660 690 | 630 | 400 | 630 |
| 720 830 | 800 | 500 | 800 |
| 960 | 1000 | 630 | 1000 |
| 1000 | 1000 | – | 1000 |

Electrical data

A

Design of clearances and creepage distances in electrical equipment, influencing factors:

Rated voltage

The rated voltage is derived from the nominal voltage of the power supply and the corresponding network type.

Insulating material

The insulating materials are subdivided into four groups according to their CTI (Comparative Tracking Index):

**Single-phase
2- or 3-wire AC or DC systems**

| Rated voltage of the power supply (mains) ¹⁾ | Voltages for table 4 | |
|---|---|---|
| | For insulation phase-to-phase ¹⁾ | For insulation phase-to-earth ¹⁾ |
| | All systems | 3-wire systems, neutr. point earthing |
| V | V | V |
| 12.5 | 12.5 | – |
| 24 / 25 30 | 25 32 | – |
| 42 / 48 / 50 ^{**} 60 | 50 63 | – |
| 30-60 | 63 | 32 |
| 100 ^{**} | 100 | – |
| 110 / 120 150 ^{**} | 125 160 | – |
| 220 | 250 | – |
| 110-220 120-240 | 250 | 125 |
| 300 ^{**} | 320 | – |
| 220-440 | 500 | 250 |
| 600 ^{**} | 630 | – |
| 480-960 | 1000 | 500 |
| 1000 ^{**} | 1000 | – |

**3-phase
3- or 4-wire AC systems**

| Rated voltage of the power supply (mains) ¹⁾ | Voltages for table 4 | | |
|---|-------------------------------|--|---|
| | For insulation phase-to-phase | For insulation phase-to-earth | |
| | All systems | 3-phase 4-wire systems with earthed neutral wire ²⁾ | 3-phase 3-wire systems unearthed ¹⁾ or phase-earthed |
| V | V | V | V |
| 60 | 63 | 32 | 63 |
| 110/120/127 150 ^{**}) | 125 160 | 80 – | 125 160 |
| 208 | 200 | 125 | 200 |
| 220/230/240 300 ^{**}) | 250 320 | 160 – | 250 320 |
| 380/400/415 440 | 400 500 | 250 250 | 400 500 |
| 480/500 | 500 | 320 | 500 |
| 575 600 ^{**}) | 630 630 | 400 – | 630 630 |
| 660/690 | 630 | 400 | 630 |
| 720/830 | 800 | 500 | 800 |
| 960 | 1000 | 630 | 1000 |
| 1000 ^{**}) | 1000 | – | 1000 |

1) Phase-to-earth insulation levels for unearthed or impedance-earthed systems are equal to those of phase-to-phase because the operating voltage to earth of any phase can, in practice, reach full phase-to-phase voltage. This is because the actual voltage to earth is determined by the insulation resistance and capacitive reactance of each phase to earth; thus, a low (but acceptable) insulation resistance of one phase can earth it and raise the other two to full phase-to-phase voltage to earth.

2) For electrical equipment for use in both 3-phase 4-wire and 3-phase 3-wire supplies, earthed and unearthed, use the values for 3-wire systems only.

) It is assumed that the rated voltage of the electrical equipment is not lower than the nominal voltage of the power supply.

** Because of the common changes, the meaning of the ** symbol has not been used in table 1; i.e. the / symbol indicates a 4-wire 3-phase distribution system. The lower value is the phase-to-neutral voltage, while the higher value is the phase-to-phase voltage. Where only one value is indicated, it refers to 3-wire 3-phase systems and specifies the value phase-to-phase. The values given in table 1 are still taken into account in tables 3a and 3b by the ** symbol.

Insulating material

| | |
|-------|-----------------|
| I | 600 ≤ CTI |
| II | 400 ≤ CTI < 600 |
| III a | 175 ≤ CTI < 400 |
| III b | 100 ≤ CTI < 175 |

The comparative tracking index must be determined according to DIN IEC 112/VDE 0303 part 1 on the basis of specially prepared samples with test solution A.

The **derating curve** shows which currents may flow continuously and simultaneously via all possible connections when the component is subjected to various ambient temperatures below its upper limit temperature.

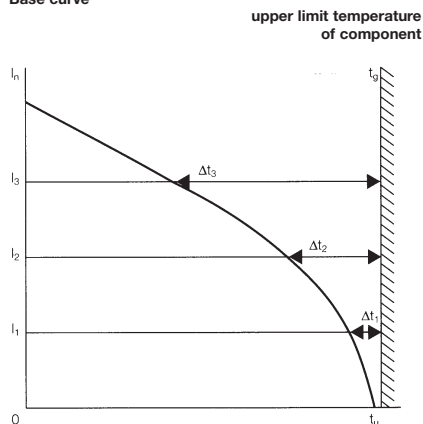
The **upper limit temperature** of a component is the rated value determined by the materials used. The total of the ambient temperature plus the temperature rise caused by the current load (power loss at contact resistance) may not exceed the upper limit temperature of the component, otherwise it will be damaged or even completely ruined. The current-carrying capacity is hence not a constant value, but rather decreases as the component ambient temperature increases. Furthermore, the current-carrying capacity is influenced by the geometry of the component, the number of poles and the conductor(s) connected to it.

The current-carrying capacity is determined empirically according to DIN IEC 60512-3. To do this, the resulting component temperatures t_{b1} , t_{b2} ... and the ambient temperatures t_{u1} , t_{u2} are measured for three different currents I_1 , I_2 , I_3 ... The values are entered on a graph with a system of linear coordinates to illustrate the relationships between the currents, the ambient temperatures and the temperature rise in the component.

The **loading currents** are plotted on the y-axis, the **component ambient temperatures** on the x-axis. A line drawn perpendicular to the x-axis at the upper limit temperature t_g of the component completes the system of coordinates. The associated average values of the temperature rise in the component, $\Delta t_1 = t_{b1} - t_{u1}$, $\Delta t_2 = t_{b2} - t_{u2}$, ... are plotted for every current I_1 , I_2 , ... to the left of the perpendicular line. The points generated in this way are joined to form a roughly parabolic curve.

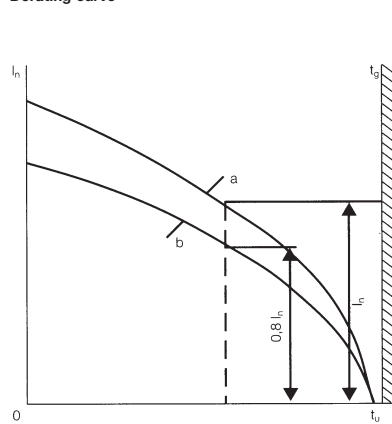
As it is practically impossible to choose components with the maximum permissible contact resistances for the measurements, the base curve must be reduced. Reducing the currents to 80% results in the **“derating curve”** in which the maximum permissible contact resistances and the measuring uncertainties in the temperature measurements are taken into account in such a way that they are suitable for practical applications, as experience has shown. If the derating curve exceeds the currents in the low ambient temperature zone, which is given by the current-carrying capacity of the conductor cross-sections to be connected, then the derating curve should be limited to the smaller current in this zone.

Base curve



t_g = upper limit temperature of component
 t_u = ambient temperature
 I_n = current

Derating curve



t_g = upper limit temperature of component
 t_u = ambient temperature
 I_n = current
 a = Base curve
 b = Reduced base curve (derating curve)

Chemical resistance

A

Chemical resistance of inserts (material PC, 20 % GF)

| | |
|-----------------------------|---|
| Acetone | + |
| Ammonia, aqueous | - |
| Petrol | + |
| Benzine | + |
| Diesel oil | - |
| Acetic acid, concentrated | + |
| Aqueous potassium hydroxide | - |
| Methanol | - |
| Engine oil | - |
| Alkaline solution, diluted | + |
| Chlorinated hydrocarbons | - |
| Use in open air | - |

Chemical resistance of standard housing seal (material NBR)

| | |
|--------------------|---|
| Acetone | - |
| Drilling oil | + |
| Diesel | + |
| Ethyl alcohol | + |
| Gear oil | + |
| Hydraulic oil | + |
| Cooling lubricant | + |
| Petrol | + |
| Sweat | + |
| High-octane petrol | - |
| Water | + |

+ resistant

- partially resistant

o not resistant

Tightening torques and screwing tool

| Screw size | Connector type | Dia. tightening torque in Nm | Recommended blade inserts and AF size for hexagon socket |
|----------------|--|------------------------------|--|
| M 2.5 | S 6/6 and S 6/12 Clamping point | | |
| | Signal contact | 0.5 – 0.55 | 0.6 x 3.5 mm ± Gr. PZ0 |
| M 3 | Screw insert HA 3; HA 4; HQ 5 | 0.5 – 0.55 | 0.6 x 3.5 mm ± Gr. PZ0 |
| | Screw insert HA 10 - HA 48 | 0.5 – 0.55 | 0.6 x 3.5 mm ± Gr. PZ0 |
| M 3 | Screw insert HE series HVE series | | |
| | Fastening screws | 0.5 – 0.55 | 0.6 x 3.5 mm ± Gr. PZ0 |
| | Guide pin | 0.5 – 0.55 | 0.6 x 3.5 mm ± Gr. PZ0 |
| | Guide bush | 0.5 – 0.55 | 0.6 x 3.5 mm ± Gr. PZ0 |
| | Coding pins | 0.4 - 0.5 | 0.6 x 3.5 mm ± Gr. PZ0 |
| M 4 | PE terminal HA series | 1.2 - 1.5 | 0.6 x 3.5 or 0.8 x 4 mm ± Gr PZ1 |
| | HE series | 1.2 - 1.5 | 0.6 x 3.5 or 0.8 x 4 mm ± Gr PZ1 |
| | HVE series | 1.2 - 1.5 | 0.6 x 3.5 or 0.8 x 4 mm ± Gr PZ1 |
| | HD series | 1.2 - 1.5 | 0.6 x 3.5 or 0.8 x 4 mm ± Gr PZ1 |
| | HDD series | 1.2 - 1.5 | 0.6 x 3.5 or 0.8 x 4 mm ± Gr PZ1 |
| M 4 | Screw insert HSB series | 1.2 - 1.5 | 0.6 x 3.5 or 0.8 x 4 mm ± Gr PZ1 |
| | PE terminal HSB series | 2 - 2.5 | 1 x 5.5 mm ± Gr. PZ2 |
| M 7 x 0.75 S 4 | Axial connection of power contacts | 1.1 – 1.7 | SW 2 |
| M 4 | S 4 PE screw via male contact | 1.2 – 1.5 | SD 0.6 x 3.5 mm |
| | M 3 S 4 PE Schraub via female contact | 0.5 – 0.55 | SD 0.6 x 3.5 mm |
| M 7 x 0.75 | S 6/6 Axial connection of power contacts | 6 – 8 | SW 4 |
| | M 8 x 0.75 S 6/12 Axial connection of power contacts | 1.1 – 1.7 | SW 2 |
| M 10 x 1 | S 4/0 Axial connection of power contacts | 2 – 3 | SW 3 |

Increasing the tightening torque does not improve the contact resistance. The stated torque settings offer optimal mechanical, thermal and electrical conditions. Exceeding the recommended values may even damage the conductor and terminal.

Safety information / standards

A**Pay attention to the following safety advice:**

- Never plug or unplug connectors under load or in operation.
- We can only guarantee the technical and electro-technical characteristics promised in this catalogue if all the components were supplied by Weidmüller.
- Not needed clamping points must be closed.

The following standards apply in the vicinity of heady-duty connectors:

- DIN EN 60664-1 or IEC 60664-1:
Insulation coordination for equipment within low-voltage systems; principles, requirements and tests (replaces DIN VDE 0110-1)
- DIN EN 61984 or IEC 61984:
Plug-in connectors – safety requirements and tests
- DIN EN 175301-801:
Detail Specification: High-density rectangular plug-in connectors, round removable crimp contacts; (replaces DIN 43652)
- DIN EN 60352 or IEC 60352:
Solderless connections
- DIN EN 60529 or IEC 60529:
Classes of protection provided by enclosures (IP code)
- DIN VDE 0870:
Electromagnetic influence
- DIN EN 60999-1:
Connecting devices, safety requirements for screw terminal connections and screwless terminal connections for electrical copper conductors ...
- DIN 40050-9:
Road vehicles; classes of protection (IP-code); ...
- DIN EN 60664-1:
Plug-in connectors – safety requirements and tests

RockStar® inserts

| | |
|--|-------|
| RockStar® inserts | |
| HA series – the slim connectors | B.2 |
| 250 V | |
| 22 A | |
| 3 – 48 poles | |
| HE series – the universal connectors | B.16 |
| 500 V | |
| 24 A | |
| 6 – 48 poles | |
| HEE series – high contact density | B.30 |
| 500 V | |
| 16 A | |
| 10 – 46 poles | |
| HD series – the flexible connectors | B.40 |
| 250 V | |
| 10 A | |
| 7 – 128 poles | |
| HDD series – the compact connectors | B.64 |
| 250 V | |
| 10 A | |
| 24 – 216 poles | |
| HVE series – exciting voltage | B.78 |
| 830 V | |
| 23 A | |
| 3 + 2; 6 + 2; 10 + 2 poles | |
| HSB series – the heavy-duty connectors | B.86 |
| 400 V | |
| 35 A | |
| 6 – 12 poles | |
| MixMate series – the high-capacity connectors | B.92 |
| 1000 V / 630 V | |
| 100 A | |
| 4; 4/0; 6/6 and 6/12 poles | |
| HQ series – the powerful little connectors | B.104 |
| 400 V | |
| 16 A | |
| 5 – 8 poles | |
| CabinetMate DSTV-HE series – connector at front, terminal at rear | B.110 |
| 500 V | |
| 16 A | |
| 6 – 24 poles | |
| CabinetMate DSTV-HD series – connector at front, terminal at rear | B.120 |
| 250 V | |
| 10 A | |
| 16 – 64 poles | |

HA series – the slim connectors

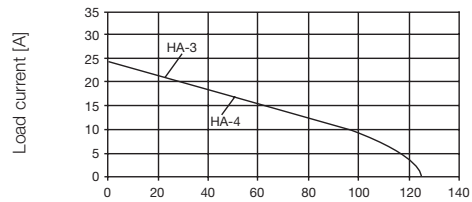
When space is tight, the small and narrow HA series comes into its own.



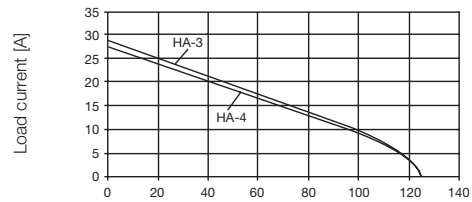
Technical data

| Standards / approvals | |
|---|--|
| Standards | DIN EN 61984 DIN EN 60664-1 |
| Approvals | UL/CSA |
| Inserts | |
| No. of poles | 3, 4, 10, 16, 24, 32, 48 |
| Rated voltage | 250 V |
| Rated voltage to UL/CSA | 600 V |
| Rated current | 22 A (≥ 24 Poles 16 A) |
| Rated impulse withstand voltage | 4 kV |
| Pollution severity | 3 |
| Insulation resistance | $\geq 10^{10} \Omega$ |
| Material | Glass-fibre reinforced PC (in UL list and approved for railway applications) |
| Temperature range | -40 °C ... +125 °C |
| Flammability to UL 94 | V-0 |
| Mechanical service life | |
| - Plugging cycles Ag - Surface | ≥ 500 |
| - Plugging cycles Au - Surface | ≥ 500 |
| Contact resistance | |
| Crimp connection | $\leq 4 \text{ m}\Omega$ |
| Screw tension clamp | $\leq 2 \text{ m}\Omega$ |
| Contacts / Material | |
| Sockets and plug-in contact | Copper alloy |
| Surface | Passivated silver, or 0.8 μm gold on 2 μm nickel |
| Clamping unit / Screw connection | |
| Copper alloy / Passivated silver | |
| Clamping range / Stripping length | |
| - Crimp connection* | 0.5 - 4 mm ² (AWG 20 ... 12) / 8 mm |
| - Screw connection | 0.5 - 2.5 mm ² (AWG 20 ... 14) / 9 mm |
| - Tension clamp connection | 0.5 - 2.5 mm ² (AWG 20 ... 14) / 8 mm |
| * The crimp is with flexible conductors. | |
| Clamping torque | |
| - Screw connection | 0.5 - 0.55 Nm |
| SD blades | |
| - Screw connection | 0.6 x 3.5 or PZ 0 |
| - Push In | 0.4 x 2.5 |
| - Tension clamp connection | 0.5 x 3 or 0.6 x 3.5 |
| PE connection | |
| - Clamping range | 0.5 ... 4 mm ² |
| - solid / stranded | 0.5 ... 4 mm ² / 0.5 ... 4 mm ² |
| - flexible / flexible with wire end ferrule, DIN 46228 pt. 1 | 0.5 ... 4 mm ² / 0.5 ... 4 mm ² |
| - AWG conductor | AWG 20 ... 12 |
| - Stripping length | 10 mm |
| - Clamping torque | 1.2 ... 1.5 Nm |
| - Blade dimensions | SD 0.8 x 4 mm or PZ 1 |
| Note: HA 3 and HA 4: PE terminal max. 2.5 mm ² via socket and pin. Thread M3, torque range 0.5-0.55 Nm; * Crimp connection 2.5 mm ² = 24 A - 4 mm ² = 29 A; Switch off power supply before handling plug-in connectors. | |

Derating curves



3 + 4-pole, 1.5 mm² Ambient temperature [°C]



3 + 4-pole, 2.5 mm² Ambient temperature [°C]















10 ... 48-pole, 1.5 mm² Ambient temperature [°C]



10 ... 48-pole, 2.5 mm² Ambient temperature [°C]

Overview

| | | Rated voltage | Rated current | No. of poles | Tension clamp connection | Screw conn. with wire guard spring | Crimp connection | Push In | Axial screw connection | Page |
|---|---|---------------|---------------|--------------|--------------------------|------------------------------------|------------------|---------|------------------------|------|
|  |  | 250 V | 22 A | 3 + ⊕ | | • | | | | B.4 |
|  |  | 250 V | 22 A | 4 + ⊕ | | • | | | | B.6 |
|  |  | 250 V | 22 A | 10 + ⊕ | • | • | • | | | B.8 |
|  |  | 250 V | 22 A | 16 + ⊕ | • | • | • | | | B.10 |
|  |  | 250 V | 16 A | 32 + ⊕ | • | • | • | | | B.12 |
|  |  | 250 V | 16 A | 48 + ⊕ | • | • | • | | | B.14 |

HA series - the slim connectors

250 V, 22 A, Size 1

3 + ⊕

Inserts

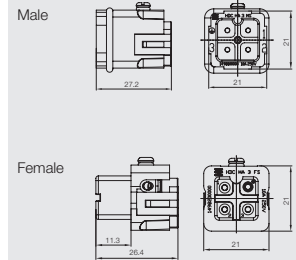


Screw connection

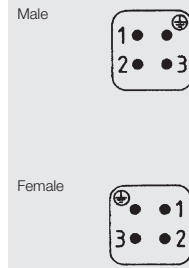


| Insert | Designation | Order No. |
|--------|-------------|------------|
| Male | HDC HA 3 MS | 1498100000 |
| Female | HDC HA 3 FS | 1498200000 |

Dimensions



Arrangement of contacts



Selection of Housings RockStar® IP65
Size 1



Hood

material: Diecast aluminium

Hood, Cable Entry sideways



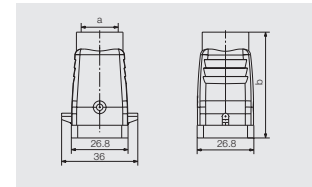
| a | Version | Cover | b (mm) | Designation | Order No. |
|------|-------------|-------|--------|--------------------|------------|
| M 20 | with thread | | 49.2 | HDC 04A TWLU 1M20G | 1788810000 |



Hood, Cable Entry at top



| a | Version | Cover | b (mm) | Designation | Order No. |
|------|-------------|-------|--------|--------------------|------------|
| M 20 | with thread | | 50 | HDC 04A TOLU 1M20G | 1788820000 |

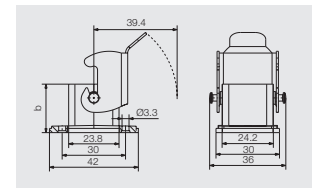


Base

Bulkhead housing



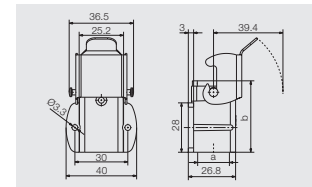
| Version | Cover | b (mm) | Designation | Order No. |
|---------|-------|--------|-------------|------------|
| | | 23 | HDC 04A ALU | 1497600000 |



Base housing



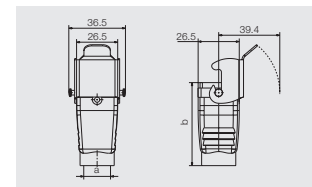
| a | Version | Cover | b (mm) | Designation | Order No. |
|------|-------------|-------|--------|-------------------|------------|
| M 20 | with thread | | 25.8 | HDC 04A SLU 1M20G | 1788830000 |



Coupling hood



| a | Version | Cover | b (mm) | Designation | Order No. |
|------|-------------|-------|--------|--------------------|------------|
| M 20 | with thread | | 53.5 | HDC 04A KOLU 1M20G | 1788840000 |



Screw Mounting Housing



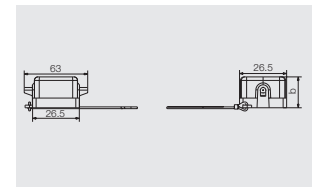
| a | Version | Cover | b (mm) | Designation | Order No. |
|---------|-------------|-------|--------|------------------------|------------|
| M 20 | with thread | | 54 | HDC 04A ELU 1M20G | 1900320000 |
| PG 13,5 | with thread | | 54 | HDC 04A ELU 1PG13G | 1900330000 |
| PG 13,5 | with thread | | 54 | HDC 04A ELU 1PG13G EXI | 1900350000 |



Cover



| Version | Designation | Order No. |
|-------------------|------------------|------------|
| for female insert | HDC 04A DMDL 2BO | 1665750000 |
| for male insert | HDC 04A DODL 2BO | 1665740000 |



HA series - the slim connectors

250 V, 22 A, Size 1

4 + ⊕

Inserts

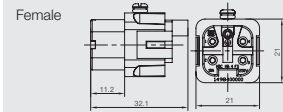


Screw connection



| Insert | Designation | Order No. |
|--------|-------------|------------|
| Male | HDC HA 4 MS | 1498300000 |
| Female | HDC HA 4 FS | 1498400000 |

Dimensions



Arrangement of contacts



**Selection of Housings RockStar® IP65
Size 1**



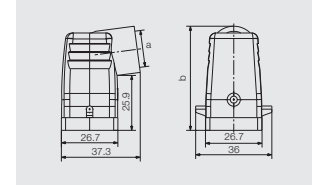
Hood

material: Diecast aluminium

Hood, Cable Entry sideways



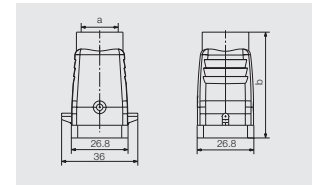
| a | Version | Cover | b (mm) | Designation | Order No. |
|------|-------------|-------|--------|--------------------|------------|
| M 20 | with thread | | 49.2 | HDC 04A TWLU 1M20G | 1788810000 |



Hood, Cable Entry at top



| a | Version | Cover | b (mm) | Designation | Order No. |
|------|-------------|-------|--------|--------------------|------------|
| M 20 | with thread | | 50 | HDC 04A TOLU 1M20G | 1788820000 |

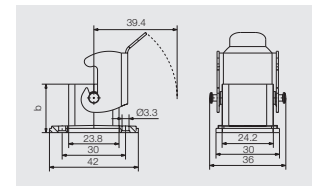


Base

Bulkhead housing



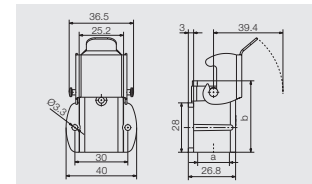
| Version | Cover | b (mm) | Designation | Order No. |
|---------|-------|--------|-------------|------------|
| | | 23 | HDC 04A ALU | 1497600000 |



Base housing



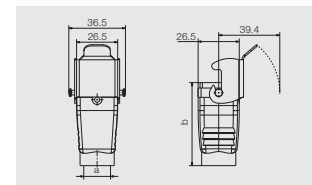
| a | Version | Cover | b (mm) | Designation | Order No. |
|------|-------------|-------|--------|-------------------|------------|
| M 20 | with thread | | 25.8 | HDC 04A SLU 1M20G | 1788830000 |



Coupling hood



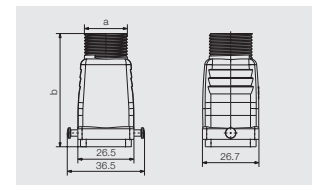
| a | Version | Cover | b (mm) | Designation | Order No. |
|------|-------------|-------|--------|--------------------|------------|
| M 20 | with thread | | 53.5 | HDC 04A KOLU 1M20G | 1788840000 |



Screw Mounting Housing



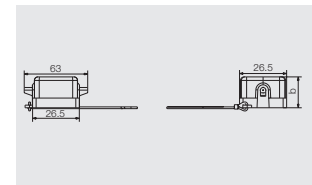
| a | Version | Cover | b (mm) | Designation | Order No. |
|---------|-------------|-------|--------|------------------------|------------|
| M 20 | with thread | | 54 | HDC 04A ELU 1M20G | 1900320000 |
| PG 13,5 | with thread | | 54 | HDC 04A ELU 1PG13G | 1900330000 |
| PG 13,5 | with thread | | 54 | HDC 04A ELU 1PG13G EXI | 1900350000 |



Cover



| Version | Designation | Order No. |
|-------------------|------------------|------------|
| for female insert | HDC 04A DMDL 2BO | 1665750000 |
| for male insert | HDC 04A DODL 2BO | 1665740000 |



HA series - the slim connectors

250 V, 22 A, Size 2

10 + ⊕

Inserts

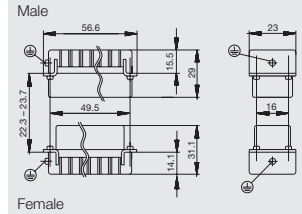


Tension clamp connection



| Insert | Designation | Order No. |
|--------|--------------|------------|
| Male | HDC HA 10 MT | 1896790000 |
| Female | HDC HA 10 FT | 1896780000 |

Dimensions

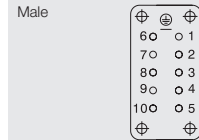


Screw connection



| Insert | Designation | Order No. |
|--------|--------------|------------|
| Male | HDC HA 10 MS | 1650610000 |
| Female | HDC HA 10 FS | 1650620000 |

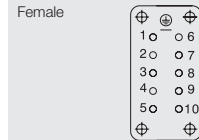
Arrangement of contacts



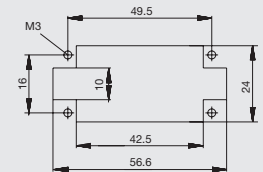
Crimp connection



| Insert | Designation | Order No. |
|--------|--------------|------------|
| Female | HDC HA 10 FC | 1873860000 |
| Male | HDC HA 10 MC | 1873870000 |



Mounting cut-out



Accessories

Crimp contacts

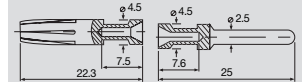
Surface silver



Surface gold



| Qty. | Male | Order No. | Female | Order No. |
|------|---------------------|------------|---------------------|------------|
| 100 | HDC-C-HE-SM0.5AG | 1200500000 | HDC-C-HE-BM0.5AG | 1201100000 |
| 100 | HDC-C-HE-SM0.75-1AG | 1200600000 | HDC-C-HE-BM0.75-1AG | 1201200000 |
| 100 | HDC-C-HE-SM1.5AG | 1200700000 | HDC-C-HE-BM1.5AG | 1201300000 |
| 100 | HDC-C-HE-SM2.5AG | 1200800000 | HDC-C-HE-BM2.5AG | 1201400000 |
| 100 | HDC-C-HE-SM4.0AG | 1200900000 | HDC-C-HE-BM4.0AG | 1201500000 |
| 100 | HDC-C-HE-SM0.5AU | 1651420000 | HDC-C-HE-BM0.5AU | 1651470000 |
| 100 | HDC-C-HE-SM0.75-1AU | 1651430000 | HDC-C-HE-BM0.75-1AU | 1651480000 |
| 100 | HDC-C-HE-SM1.5AU | 1651440000 | HDC-C-HE-BM1.5AU | 1651490000 |
| 100 | HDC-C-HE-SM2.5AU | 1651450000 | HDC-C-HE-BM2.5AU | 1651500000 |
| 100 | HDC-C-HE-SM4.0AU | 1651460000 | HDC-C-HE-BM4.0AU | 1651510000 |



Single contacts

| Conductor mm ² | AWG No. |
|---------------------------|---------|
| 0.50 | 20 |
| 0.75-1.00 | 18 |
| 1.50 | 16 |
| 2.50 | 14 |
| 4.00 | 12 |

Tools



| Tool | Order No. |
|--|------------|
| Crimping tool CTX CM 1.6/2.5 | 9018490000 |
| Contact removal tool Removal Tool HE | 1866750000 |

Selection of Housings RockStar® IP65
Size 2

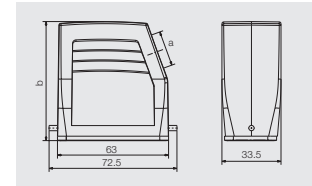


Hood

Hood, Cable Entry sideways



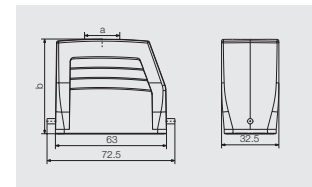
| a | Version | Cover | b (mm) | Designation | Order No. |
|------|-------------|-------|--------|--------------------|------------|
| M 20 | with thread | | 68 | HDC 15A TSLU 1M20G | 178860000 |
| M 25 | with thread | | 68 | HDC 15A TSLU 1M25G | 1788850000 |



Hood, Cable Entry at top



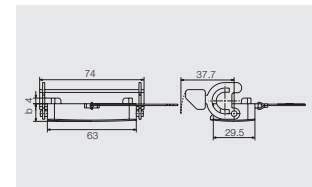
| a | Version | Cover | b (mm) | Designation | Order No. |
|------|-------------|-------|--------|--------------------|------------|
| M 20 | with thread | | 54 | HDC 10A TOLU 1M20G | 1788620000 |
| M 25 | with thread | | 54 | HDC 10A TOLU 1M25G | 1788610000 |



Cover



| Version | Designation | Order No. |
|-----------|------------------|------------|
| for hoods | HDC 10A DODL 1LB | 1665890000 |

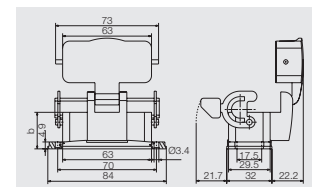


Base

Bulkhead housing



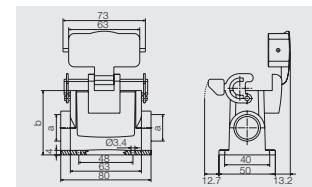
| Version | Cover | b (mm) | Designation | Order No. |
|---------|------------|--------|--------------|------------|
| | with cover | 37.5 | HDC 10A ADLU | 1664060000 |
| | | 25 | HDC 10A ALU | 1664040000 |



Base housing



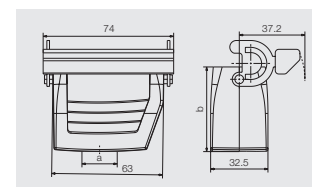
| a | Version | Cover | b (mm) | Designation | Order No. |
|------|-------------|------------|--------|--------------------|------------|
| M 20 | with thread | with cover | 69.5 | HDC 10A SDLU 2M20G | 1788660000 |
| M 25 | with thread | with cover | 69.5 | HDC 10A SDLU 2M25G | 1788650000 |
| M 20 | with thread | | 57 | HDC 10A SLU 2M20G | 1788640000 |
| M 25 | with thread | | 57 | HDC 10A SLU 2M25G | 1788630000 |



Coupling hood



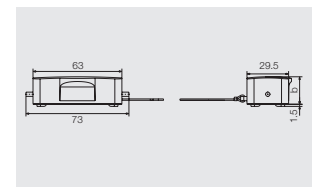
| a | Version | Cover | b (mm) | Designation | Order No. |
|------|-------------|-------|--------|-------------------|------------|
| M 25 | with thread | | 48 | HDC 10A KLU 1M25G | 1788670000 |



Cover



| Version | Designation | Order No. |
|-----------|------------------|------------|
| for bases | HDC 10A DMDL 2B0 | 1665880000 |



HA series - the slim connectors

250 V, 22 A, Size 5

16 + ⊕

Inserts



Tension clamp connection



| Insert | Designation | Order No. |
|--------|--------------|------------|
| Male | HDC HA 16 MT | 1896830000 |
| Female | HDC HA 16 FT | 1896800000 |

Dimensions

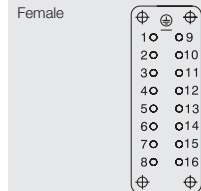
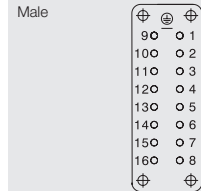


Screw connection



| Insert | Designation | Order No. |
|--------|--------------|------------|
| Male | HDC HA 16 MS | 1650770000 |
| Female | HDC HA 16 FS | 1650780000 |

Arrangement of contacts

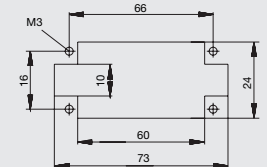


Crimp connection



| Insert | Designation | Order No. |
|--------|--------------|------------|
| Male | HDC HA 16 MC | 1873890000 |
| Female | HDC HA 16 FC | 1873880000 |

Mounting cut-out



Accessories

Crimp contacts

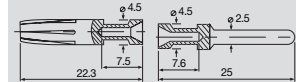
Surface silver



Surface gold



| Qty. | Male | Order No. | Female | Order No. |
|------|---------------------|------------|---------------------|------------|
| 100 | HDC-C-HE-SM0.5AG | 1200500000 | HDC-C-HE-BM0.5AG | 1201100000 |
| 100 | HDC-C-HE-SM0.75-1AG | 1200600000 | HDC-C-HE-BM0.75-1AG | 1201200000 |
| 100 | HDC-C-HE-SM1.5AG | 1200700000 | HDC-C-HE-BM1.5AG | 1201300000 |
| 100 | HDC-C-HE-SM2.5AG | 1200800000 | HDC-C-HE-BM2.5AG | 1201400000 |
| 100 | HDC-C-HE-SM4.0AG | 1200900000 | HDC-C-HE-BM4.0AG | 1201500000 |
| 100 | HDC-C-HE-SM0.5AU | 1651420000 | HDC-C-HE-BM0.5AU | 1651470000 |
| 100 | HDC-C-HE-SM0.75-1AU | 1651430000 | HDC-C-HE-BM0.75-1AU | 1651480000 |
| 100 | HDC-C-HE-SM1.5AU | 1651440000 | HDC-C-HE-BM1.5AU | 1651490000 |
| 100 | HDC-C-HE-SM2.5AU | 1651450000 | HDC-C-HE-BM2.5AU | 1651500000 |
| 100 | HDC-C-HE-SM4.0AU | 1651460000 | HDC-C-HE-BM4.0AU | 1651510000 |



Single contacts

| Conductor mm ² | AWG No. |
|---------------------------|---------|
| 0.50 | 20 |
| 0.75-1.00 | 18 |
| 1.50 | 16 |
| 2.50 | 14 |
| 4.00 | 12 |

Tools



| Tool | Order No. |
|--|------------|
| Crimping tool CTX CM 1.6/2.5 | 9018490000 |
| Contact removal tool Removal Tool HE | 1866750000 |

Selection of Housings RockStar® IP65
Size 5

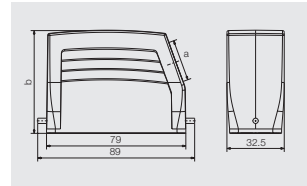


Hood

Hood, Cable Entry sideways



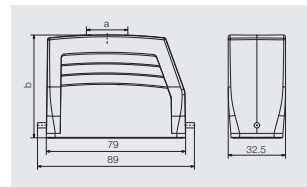
| a | Version | Cover | b (mm) | Designation | Order No. |
|------|-------------|-------|--------|--------------------|------------|
| M 25 | with thread | | 58 | HDC 16A TSLU 1M25G | 1788740000 |
| M 20 | with thread | | 72 | HDC 25A TSLU 1M20G | 1788680000 |
| M 25 | with thread | | 72 | HDC 25A TSLU 1M25G | 1788690000 |



Hood, Cable Entry at top



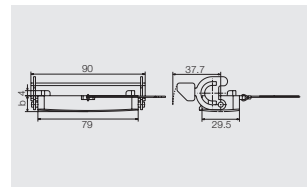
| a | Version | Cover | b (mm) | Designation | Order No. |
|------|-------------|-------|--------|--------------------|------------|
| M 25 | with thread | | 58 | HDC 16A TOLU 1M25G | 1788750000 |
| M 20 | with thread | | 72 | HDC 25A TOLU 1M20G | 1788710000 |
| M 25 | with thread | | 72 | HDC 25A TOLU 1M25G | 1788700000 |



Cover



| Version | Designation | Order No. |
|-----------|------------------|------------|
| for hoods | HDC 16A DODL 1LB | 1665900000 |

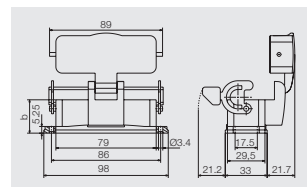


Base

Bulkhead housing



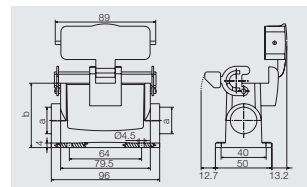
| Version | Cover | b (mm) | Designation | Order No. |
|---------|------------|--------|--------------|------------|
| | with cover | 44.5 | HDC 16A ADLU | 1664940000 |
| | | 25 | HDC 16A ALU | 1664920000 |



Base housing



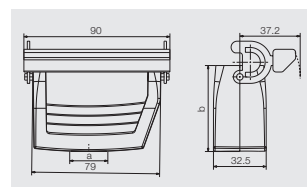
| a | Version | Cover | b (mm) | Designation | Order No. |
|------|-------------|------------|--------|--------------------|------------|
| M 20 | with thread | with cover | 76.5 | HDC 16A SDLU 2M20G | 1788790000 |
| M 25 | with thread | with cover | 76.5 | HDC 16A SDLU 2M25G | 1788780000 |
| M 20 | with thread | | 57 | HDC 16A SLU 2M20G | 1788770000 |
| M 25 | with thread | | 57 | HDC 16A SLU 2M25G | 1788760000 |



Coupling hood



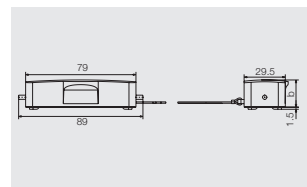
| a | Version | Cover | b (mm) | Designation | Order No. |
|------|-------------|-------|--------|-------------------|------------|
| M 25 | with thread | | 53 | HDC 16A KLU 1M25G | 1788800000 |



Cover



| Version | Designation | Order No. |
|-----------|------------------|------------|
| for bases | HDC 16A DMDL 2BO | 1665910000 |



HA series - the slim connectors

250 V, 16 A, Size 7

32 + ⊕

Inserts



Tension clamp connection



| Insert | Designation | Order No. |
|--------|--------------------|------------|
| Male | HDC HA 16 MT | 1896830000 |
| Female | HDC HA 16 FT | 1896800000 |
| Male | HDC HA 16 MT 17-32 | 1896840000 |
| Female | HDC HA 16 FT 17-32 | 1896810000 |

Screw connection



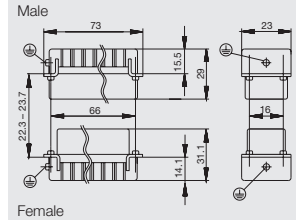
| Insert | Designation | Order No. |
|--------|--------------------|------------|
| Male | HDC HA 16 MS | 1650770000 |
| Female | HDC HA 16 FS | 1650780000 |
| Male | HDC HA 16 MS 17-32 | 1650880000 |
| Female | HDC HA 16 FS 17-32 | 1650900000 |

Crimp connection

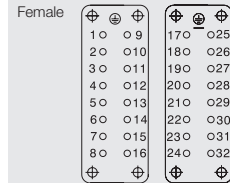
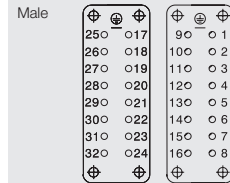


| Insert | Designation | Order No. |
|--------|--------------------|------------|
| Male | HDC HA 16 MC | 1873890000 |
| Female | HDC HA 16 FC | 1873880000 |
| Male | HDC HA 16 MC 17-32 | 1875620000 |
| Female | HDC HA 16 FC 17-32 | 1876040000 |

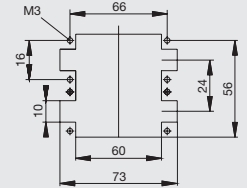
Dimensions



Arrangement of contacts



Mounting cut-out



Accessories

Crimp contacts

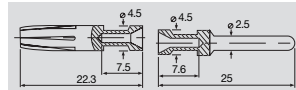
Surface silver



Surface gold



| Qty. | Male | Order No. | Female | Order No. |
|------|---------------------|------------|---------------------|------------|
| 100 | HDC-C-HE-SM0.5AG | 1200500000 | HDC-C-HE-BM0.5AG | 1201100000 |
| 100 | HDC-C-HE-SM0.75-1AG | 1200600000 | HDC-C-HE-BM0.75-1AG | 1201200000 |
| 100 | HDC-C-HE-SM1.5AG | 1200700000 | HDC-C-HE-BM1.5AG | 1201300000 |
| 100 | HDC-C-HE-SM2.5AG | 1200800000 | HDC-C-HE-BM2.5AG | 1201400000 |
| 100 | HDC-C-HE-SM4.0AG | 1200900000 | HDC-C-HE-BM4.0AG | 1201500000 |
| 100 | HDC-C-HE-SM0.5AU | 1651420000 | HDC-C-HE-BM0.5AU | 1651470000 |
| 100 | HDC-C-HE-SM0.75-1AU | 1651430000 | HDC-C-HE-BM0.75-1AU | 1651480000 |
| 100 | HDC-C-HE-SM1.5AU | 1651440000 | HDC-C-HE-BM1.5AU | 1651490000 |
| 100 | HDC-C-HE-SM2.5AU | 1651450000 | HDC-C-HE-BM2.5AU | 1651500000 |
| 100 | HDC-C-HE-SM4.0AU | 1651460000 | HDC-C-HE-BM4.0AU | 1651510000 |



Single contacts

| Conductor mm ² | AWG No. |
|---------------------------|---------|
| 0.50 | 20 |
| 0.75-1.00 | 18 |
| 1.50 | 16 |
| 2.50 | 14 |
| 4.00 | 12 |

Tools



| Crimping tool | Order No. |
|----------------------|------------|
| CTX CM 1.6/2.5 | 9018490000 |
| Contact removal tool | Order No. |
| Removal Tool HE | 1866750000 |

**Selection of Housings RockStar® IP65
Size 7**

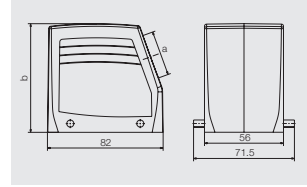


Hood

Hood, Cable Entry sideways



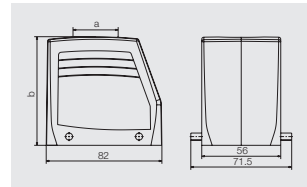
| a | Version | Cover | b (mm) | Designation | Order No. |
|------|-------------|-------|--------|--------------------|-------------------|
| M 25 | with thread | | 75 | HDC 32A TSBU 1M25G | 1787960000 |
| M 32 | with thread | | 75 | HDC 32A TSBU 1M32G | 1787950000 |



Hood, Cable Entry at top



| a | Version | Cover | b (mm) | Designation | Order No. |
|------|-------------|-------|--------|--------------------|-------------------|
| M 32 | with thread | | 75 | HDC 32A TOBU 1M32G | 1787990000 |

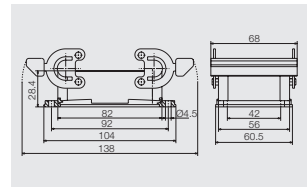


Base

Bulkhead housing



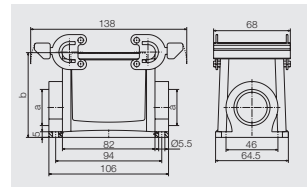
| Version | Cover | b (mm) | Designation | Order No. |
|---------|-------|--------|-------------|-------------------|
| | | 25 | HDC 32A ABU | 1665860000 |



Base housing



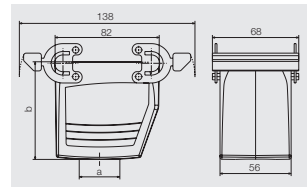
| a | Version | Cover | b (mm) | Designation | Order No. |
|------|-------------|-------|--------|-------------------|-------------------|
| M 25 | with thread | | 75 | HDC 32A SBU 2M25G | 1788040000 |



Coupling hood



| a | Version | Cover | b (mm) | Designation | Order No. |
|------|-------------|-------|--------|-------------------|-------------------|
| M 25 | with thread | | 76.5 | HDC 32A KBU 1M25G | 1788080000 |
| M 32 | with thread | | 76.5 | HDC 32A KBU 1M32G | 1788070000 |



HA series - the slim connectors


250 V, 16 A, Size 9

48 + ⊕

Inserts



Tension clamp connection




| Insert | Designation | Order No. |
|--------|--------------------|------------|
| Male | HDC HA 16 MT | 1896830000 |
| Female | HDC HA 16 FT | 1896800000 |
| Male | HDC HA 16 MT 17-32 | 1896840000 |
| Female | HDC HA 16 FT 17-32 | 1896810000 |
| Male | HDC HA 16 MT 33-48 | 1896850000 |
| Female | HDC HA 16 FT 33-48 | 1896820000 |

Screw connection



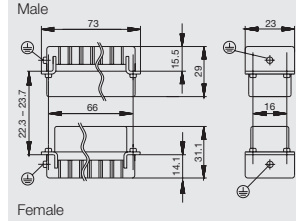
| Insert | Designation | Order No. |
|--------|--------------------|------------|
| Male | HDC HA 16 MS | 1650770000 |
| Female | HDC HA 16 FS | 1650780000 |
| Male | HDC HA 16 MS 17-32 | 1650880000 |
| Female | HDC HA 16 FS 17-32 | 1650900000 |
| Male | HDC HA 16 MS 33-48 | 1650990000 |
| Female | HDC HA 16 FS 33-48 | 1651020000 |

Crimp connection

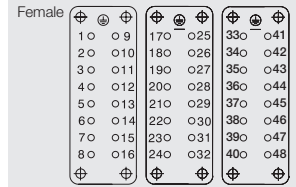
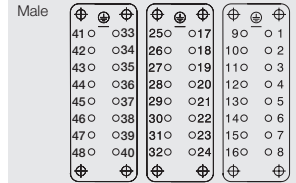


| Insert | Designation | Order No. |
|--------|--------------------|------------|
| Male | HDC HA 16 MC | 1873890000 |
| Female | HDC HA 16 FC | 1873880000 |
| Male | HDC HA 16 MC 17-32 | 1875620000 |
| Female | HDC HA 16 FC 17-32 | 1876040000 |
| Male | HDC HA 16 MC 33-48 | 1875630000 |
| Female | HDC HA 16 FC 33-48 | 1875540000 |

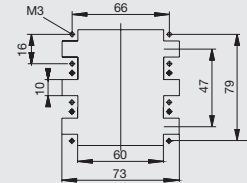
Dimensions



Arrangement of contacts



Mounting cut-out



Accessories

Crimp contacts

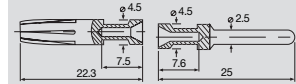
Surface silver



Surface gold



| Qty. | Male | Order No. | Female | Order No. |
|------|---------------------|------------|---------------------|------------|
| 100 | HDC-C-HE-SM0.5AG | 1200500000 | HDC-C-HE-BM0.5AG | 1201100000 |
| 100 | HDC-C-HE-SM0.75-1AG | 1200600000 | HDC-C-HE-BM0.75-1AG | 1201200000 |
| 100 | HDC-C-HE-SM1.5AG | 1200700000 | HDC-C-HE-BM1.5AG | 1201300000 |
| 100 | HDC-C-HE-SM2.5AG | 1200800000 | HDC-C-HE-BM2.5AG | 1201400000 |
| 100 | HDC-C-HE-SM4.0AG | 1200900000 | HDC-C-HE-BM4.0AG | 1201500000 |
| 100 | HDC-C-HE-SM0.5AU | 1651420000 | HDC-C-HE-BM0.5AU | 1651470000 |
| 100 | HDC-C-HE-SM0.75-1AU | 1651430000 | HDC-C-HE-BM0.75-1AU | 1651480000 |
| 100 | HDC-C-HE-SM1.5AU | 1651440000 | HDC-C-HE-BM1.5AU | 1651490000 |
| 100 | HDC-C-HE-SM2.5AU | 1651450000 | HDC-C-HE-BM2.5AU | 1651500000 |
| 100 | HDC-C-HE-SM4.0AU | 1651460000 | HDC-C-HE-BM4.0AU | 1651510000 |



Single contacts

| Conductor mm ² | AWG No. |
|---------------------------|---------|
| 0.50 | 20 |
| 0.75-1.00 | 18 |
| 1.50 | 16 |
| 2.50 | 14 |
| 4.00 | 12 |

Tools



| Tool | Order No. |
|-----------------------------|------------|
| Crimping tool | |
| CTX CM 1.6/2.5 | 9018490000 |
| Contact removal tool | |
| Removal Tool HE | 1866750000 |

Selection of Housings RockStar® IP65
Size 9

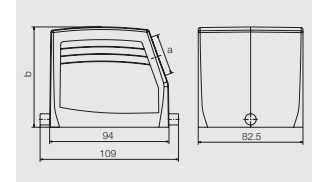


Hood

Hood, Cable Entry sideways



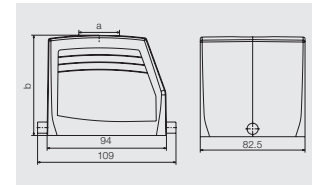
| a | Version | Cover | b (mm) | Designation | Order No. |
|------|-------------|-------|--------|--------------------|------------|
| M 32 | with thread | | 79 | HDC 48A TSLU 1M32G | 1788550000 |



Hood, Cable Entry at top



| a | Version | Cover | b (mm) | Designation | Order No. |
|------|-------------|-------|--------|--------------------|------------|
| M 32 | with thread | | 79 | HDC 48A TOLU 1M32G | 1788560000 |

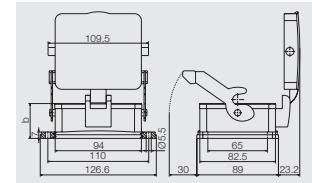


Base

Bulkhead housing



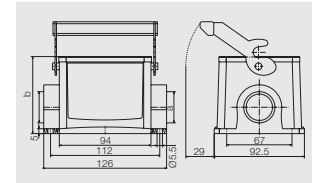
| Version | Cover | b (mm) | Designation | Order No. |
|---------|------------|--------|--------------|------------|
| | with cover | 53 | HDC 48A ADLU | 1666750000 |
| | | 36 | HDC 48A ALU | 1666740000 |



Base housing



| a | Version | Cover | b (mm) | Designation | Order No. |
|------|-------------|-------|--------|-------------------|------------|
| M 32 | with thread | | 79 | HDC 48A SLU 2M32G | 1788570000 |




HE series – the universal connectors

With the HE series, users are free to choose the connection system for the conductor. In addition to the proven tension clamp connection, screw and crimp connections are available.

B

Furthermore, Weidmüller is the first manufacturer to offer this series in push-in design.

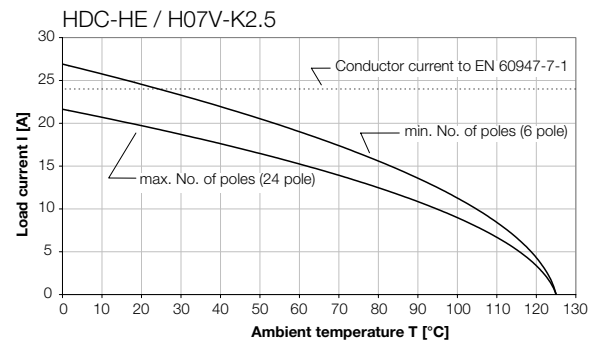
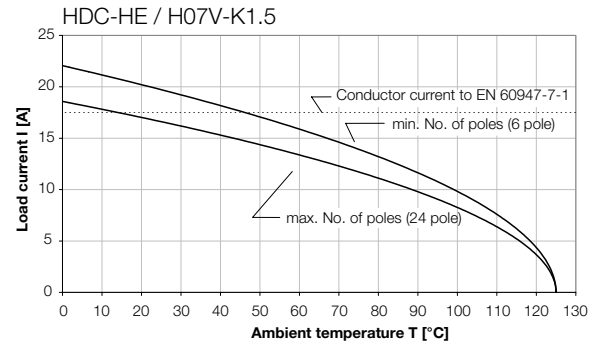
Simply choose the connection system you need.









Technical data

| Standards / approvals | |
|--|---|
| Standards | DIN EN 61984 DIN EN 60664-1 |
| Approvals | UL/CSA |
| Inserts | |
| No. of poles | 6, 10, 16, 24, 32, 48 |
| Rated voltage | 500 V |
| Rated voltage to UL/CSA | 600 V |
| Rated current | 16 A (6 poles 24 A) |
| Rated impulse withstand voltage | 6 kV |
| Pollution severity | 3 |
| Insulation resistance | $\geq 10^{10} \Omega$ |
| Material | Glass-fibre reinforced PC (in UL list and approved for railway applications) |
| Temperature range | -40 °C ... +125 °C |
| Flammability to UL 94 | V-0 |
| Mechanical service life | |
| - Plugging cycles Ag - Surface | ≥ 500 |
| - Plugging cycles Au - Surface | ≥ 500 |
| Contact resistance | |
| Crimp connection | $\leq 4 \text{ m}\Omega$ |
| Screw tension clamp + Push In | $\leq 2 \text{ m}\Omega$ |
| Contacts / Material | |
| Sockets and plug-in contact | Copper alloy |
| Surface | Passivated silver, or 0.8 μm gold on 2 μm nickel Copper alloy / Passivated silver |
| Clamping unit / Screw connection | |
| Clamping range / Stripping length | |
| - Crimp connection | |
| - Flexible conductor connection | 0.5 ... 4 mm ² (AWG 20 ... 12) |
| - Stripping length | 7.5 mm |
| - Screw connection | 0.5 - 2.5 mm ² (AWG 20 ... 14) / 9 mm |
| - Push In | 0.5 - 2.5 mm ² (AWG 20 ... 14) / 8 mm |
| - Tension clamp connection | 0.5 - 2.5 mm ² (AWG 20 ... 14) / 8 mm |
| Clamping torque | |
| - Screw connection | 0.5 - 0.55 Nm |
| SD blades | |
| - Screw connection | 0.6 x 3.5 or PZ 0 |
| - Push In | 0.4 x 2.5 |
| - Tension clamp connection | 0.5 x 3 or 0.6 x 3.5 |
| PE connection | |
| - Clamping range | 0.5 ... 4 mm ² |
| - solid / stranded | 0.5 ... 4 mm ² / 0.5 ... 4 mm ² |
| - flexible / flexible with wire end ferrule, DIN 46228 pt. 1 | 0.5 ... 4 mm ² / 0.5 ... 4 mm ² |
| - AWG conductor | AWG 20 ... 12 |
| - Stripping length | 10 mm |
| - Clamping torque | 1.2 ... 1.5 Nm |
| - Blade dimensions | SD 0.8 x 4 mm or PZ 1 |
| Note: Switch off power supply before handling plug-in connectors. Inserts with push-in connection can be connected to the H07V-U4 conductor. | |

Derating curves



Overview

| | Rated voltage | Rated current | No. of poles | Tension clamp connection | Screw conn. with wire guard spring | Crimp connection | Push In | Axial screw connection | Page |
|---|---------------|---------------|--------------|--------------------------|------------------------------------|------------------|---------|------------------------|------|
|  | 500 V | 24 A | 6 + ⊕ | • | • | • | • | | B.18 |
|  | 500 V | 16 A | 10 + ⊕ | • | • | • | • | | B.20 |
|  | 500 V | 16 A | 16 + ⊕ | • | • | • | • | | B.22 |
|  | 500 V | 16 A | 24 + ⊕ | • | • | • | • | | B.24 |
|  | 500 V | 16 A | 32 + ⊕ | • | • | • | • | | B.26 |
|  | 500 V | 16 A | 48 + ⊕ | • | • | • | • | | B.28 |

HE series - the universal connectors

500 V, 24 A, Size 3

6 + ⊕

Inserts



Tension clamp connection



| Insert | Designation | Order No. |
|--------|-------------|------------|
| Male | HDC HE 6 MT | 1745820000 |
| Female | HDC HE 6 FT | 1745760000 |

Screw connection



| Insert | Designation | Order No. |
|--------|-------------|------------|
| Male | HDC HE 6 MS | 1200000000 |
| Female | HDC HE 6 FS | 1200200000 |

Push In connection



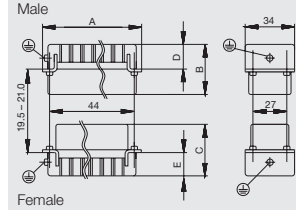
| Insert | Designation | Order No. |
|--------|-------------|------------|
| Male | HDC HE 6 MP | 1873530000 |
| Female | HDC HE 6 FP | 1873520000 |

Crimp connection



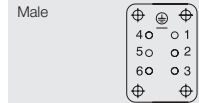
| Insert | Designation | Order No. |
|--------|-------------|------------|
| Male | HDC HE 6 MC | 1200400000 |
| Female | HDC HE 6 FC | 1201000000 |

Dimensions

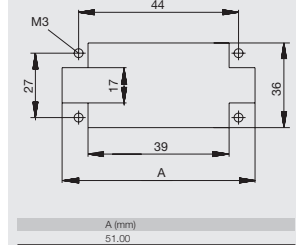


| A (mm) | B (mm) | C (mm) | D (mm) | E (mm) |
|--------|--------|--------|--------|--------|
| 49.80 | 33.80 | 33.20 | 19.10 | 16.50 |

Arrangement of contacts



Mounting cut-out



Accessories

Crimp contacts

Surface silver



Surface gold



| Qty. | Male | Order No. | Female | Order No. |
|------|---------------------|------------|---------------------|------------|
| 100 | HDC-C-HE-SM0.5AG | 1200500000 | HDC-C-HE-BM0.5AG | 1201100000 |
| 100 | HDC-C-HE-SM0.75-1AG | 1200600000 | HDC-C-HE-BM0.75-1AG | 1201200000 |
| 100 | HDC-C-HE-SM1.5AG | 1200700000 | HDC-C-HE-BM1.5AG | 1201300000 |
| 100 | HDC-C-HE-SM2.5AG | 1200800000 | HDC-C-HE-BM2.5AG | 1201400000 |
| 100 | HDC-C-HE-SM4.0AG | 1200900000 | HDC-C-HE-BM4.0AG | 1201500000 |
| 100 | HDC-C-HE-SM0.5AU | 1651420000 | HDC-C-HE-BM0.5AU | 1651470000 |
| 100 | HDC-C-HE-SM0.75-1AU | 1651430000 | HDC-C-HE-BM0.75-1AU | 1651480000 |
| 100 | HDC-C-HE-SM1.5AU | 1651440000 | HDC-C-HE-BM1.5AU | 1651490000 |
| 100 | HDC-C-HE-SM2.5AU | 1651450000 | HDC-C-HE-BM2.5AU | 1651500000 |
| 100 | HDC-C-HE-SM4.0AU | 1651460000 | HDC-C-HE-BM4.0AU | 1651510000 |



Single contacts

| Conductor mm ² | AWG No. |
|---------------------------|---------|
| 0.50 | 20 |
| 0.75-1.00 | 18 |
| 1.50 | 16 |
| 2.50 | 14 |
| 4.00 | 12 |

Tools



| Tool | Order No. |
|--|------------|
| Crimping tool CTX CM 1.6/2.5 | 9018490000 |
| Contact removal tool Removal Tool HE | 1866750000 |

Selection of Housings RockStar® IP65
Size 3



Hood

Hood, Cable Entry sideways



| a | Version | Cover | b (mm) | Designation | Order No. |
|------|-------------|-------|--------|--------------------|------------|
| M 20 | with thread | | 52 | HDC 06B TSLU 1M20G | 1788100000 |
| M 20 | with thread | | 52 | HDC 06B TSLU 1M20G | 1805930000 |
| M 25 | with thread | | 52 | HDC 06B TSLU 1M25G | 1788090000 |
| M 25 | with thread | | 72 | HDC 16D TSLU 1M25G | 1787480000 |



Hood, Cable Entry at top



| a | Version | Cover | b (mm) | Designation | Order No. |
|------|-------------|-------|--------|--------------------|------------|
| M 20 | with thread | | 52 | HDC 06B TOLU 1M20G | 1788120000 |
| M 25 | with thread | | 52 | HDC 06B TOLU 1M25G | 1788110000 |
| M 25 | with thread | | 72 | HDC 16D TOLU 1M25G | 1787500000 |
| M 32 | with thread | | 72 | HDC 16D TOLU 1M32G | 1787490000 |



Cover



| Version | Designation | Order No. |
|-----------|------------------|------------|
| for hoods | HDC 06B DMDL 1LB | 1665210000 |



Base

Bulkhead housing



| Version | Cover | b (mm) | Designation | Order No. |
|---------|------------|--------|--------------|------------|
| | | 29 | HDC 06B ALU | 1202100000 |
| | with cover | 47 | HDC 06B ADLU | 1202500000 |



Base housing



| a | Version | Cover | b (mm) | Designation | Order No. |
|------|-------------|------------|--------|--------------------|------------|
| M 20 | with thread | | 54 | HDC 06B SLU 2M20G | 1788140000 |
| M 20 | with thread | with cover | 72 | HDC 06B SDLU 2M20G | 1788170000 |
| M 25 | with thread | | 54 | HDC 06B SLU 2M25G | 1788130000 |
| M 25 | with thread | with cover | 72 | HDC 06B SDLU 2M25G | 1788160000 |



Cover



| Version | Designation | Order No. |
|-----------|------------------|------------|
| for bases | HDC 06B DODL 2BO | 1665200000 |



HE series - the universal connectors

500 V, 16 A, Size 4

10 + ⊕

Inserts



Tension clamp connection



| Insert | Designation | Order No. |
|--------|--------------|------------|
| Male | HDC HE 10 MT | 1745830000 |
| Female | HDC HE 10 FT | 1745770000 |

Screw connection



| Insert | Designation | Order No. |
|--------|--------------|------------|
| Female | HDC HE 10 FS | 1204100000 |
| Male | HDC HE 10 MS | 1203900000 |

Push In connection



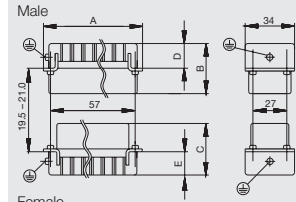
| Insert | Designation | Order No. |
|--------|--------------|------------|
| Male | HDC HE 10 MP | 1873550000 |
| Female | HDC HE 10 FP | 1873540000 |

Crimp connection



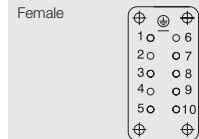
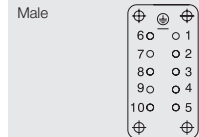
| Insert | Designation | Order No. |
|--------|--------------|------------|
| Male | HDC HE 10 MC | 1204300000 |
| Female | HDC HE 10 FC | 1204400000 |

Dimensions

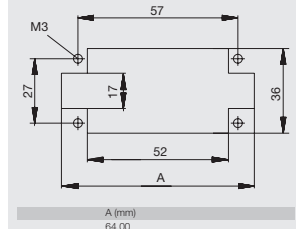


| A (mm) | B (mm) | C (mm) | D (mm) | E (mm) |
|--------|--------|--------|--------|--------|
| 62.80 | 33.80 | 33.20 | 19.10 | 16.50 |

Arrangement of contacts



Mounting cut-out



Accessories

Crimp contacts

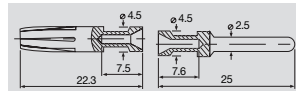
Surface silver



Surface gold



| Qty. | Male | Order No. | Female | Order No. |
|------|---------------------|------------|---------------------|------------|
| 100 | HDC-C-HE-SM0.5AG | 1200500000 | HDC-C-HE-BM0.5AG | 1201100000 |
| 100 | HDC-C-HE-SM0.75-1AG | 1200600000 | HDC-C-HE-BM0.75-1AG | 1201200000 |
| 100 | HDC-C-HE-SM1.5AG | 1200700000 | HDC-C-HE-BM1.5AG | 1201300000 |
| 100 | HDC-C-HE-SM2.5AG | 1200800000 | HDC-C-HE-BM2.5AG | 1201400000 |
| 100 | HDC-C-HE-SM4.0AG | 1200900000 | HDC-C-HE-BM4.0AG | 1201500000 |
| 100 | HDC-C-HE-SM0.5AU | 1651420000 | HDC-C-HE-BM0.5AU | 1651470000 |
| 100 | HDC-C-HE-SM0.75-1AU | 1651430000 | HDC-C-HE-BM0.75-1AU | 1651480000 |
| 100 | HDC-C-HE-SM1.5AU | 1651440000 | HDC-C-HE-BM1.5AU | 1651490000 |
| 100 | HDC-C-HE-SM2.5AU | 1651450000 | HDC-C-HE-BM2.5AU | 1651500000 |
| 100 | HDC-C-HE-SM4.0AU | 1651460000 | HDC-C-HE-BM4.0AU | 1651510000 |



Single contacts

| Conductor mm ² | AWG No. |
|---------------------------|---------|
| 0.50 | 20 |
| 0.75-1.00 | 18 |
| 1.50 | 16 |
| 2.50 | 14 |
| 4.00 | 12 |

Tools



| Tool | Order No. |
|--|------------|
| Crimping tool CTX CM 1.6/2.5 | 9018490000 |
| Contact removal tool Removal Tool HE | 1866750000 |

Selection of Housings RockStar® IP65
Size 4



Hood

Hood, Cable Entry sideways



| a | Version | Cover | b (mm) | Designation | Order No. |
|------|-------------|-------|--------|--------------------|------------|
| M 20 | with thread | | 52 | HDC 10B TSBU 1M20G | 1787560000 |
| M 25 | with thread | | 52 | HDC 10B TSBU 1M25G | 1787550000 |
| M 25 | with thread | | 72 | HDC 24D TSBU 1M25G | 1787240000 |
| M 32 | with thread | | 72 | HDC 24D TSBU 1M32G | 1787230000 |



Hood, Cable Entry at top



| a | Version | Cover | b (mm) | Designation | Order No. |
|------|-------------|-------|--------|--------------------|------------|
| M 20 | with thread | | 52 | HDC 10B TOBU 1M20G | 1787600000 |
| M 25 | with thread | | 52 | HDC 10B TOBU 1M25G | 1787590000 |
| M 25 | with thread | | 72 | HDC 24D TOBU 1M25G | 1787300000 |
| M 32 | with thread | | 72 | HDC 24D TOBU 1M32G | 1787290000 |



Cover



| Version | Designation | Order No. |
|-----------|------------------|------------|
| for hoods | HDC 10B DMDQ 2QB | 1665240000 |

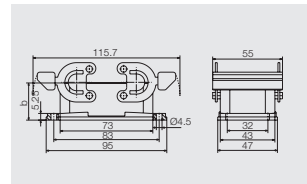


Base

Bulkhead housing



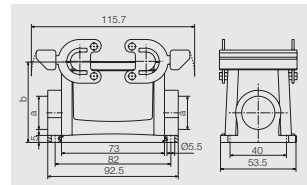
| Version | Cover | b (mm) | Designation | Order No. |
|---------|-------|--------|-------------|------------|
| | | 29.3 | HDC 10B ABU | 1205000000 |



Base housing



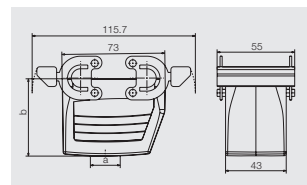
| a | Version | Cover | b (mm) | Designation | Order No. |
|------|-------------|-------|--------|-------------------|------------|
| M 20 | with thread | | 57 | HDC 10B SBU 2M20G | 1787640000 |
| M 25 | with thread | | 57 | HDC 10B SBU 2M25G | 1787630000 |
| M 25 | with thread | | 74 | HDC 24D SBU 2M25G | 1787350000 |
| M 32 | with thread | | 74 | HDC 24D SBU 2M32G | 1787360000 |



Coupling hood



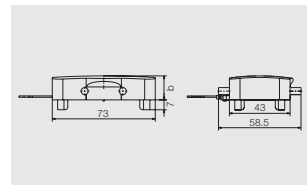
| a | Version | Cover | b (mm) | Designation | Order No. |
|------|-------------|-------|--------|-------------------|------------|
| M 20 | with thread | | 55 | HDC 10B KBU 1M20G | 1787720000 |



Cover



| Version | Designation | Order No. |
|-----------|------------------|------------|
| for bases | HDC 10B DODQ 4B0 | 1665230000 |



HE series - the universal connectors

500 V, 16 A, Size 6

16 + ⊕

Inserts



Tension clamp connection



| Insert | Designation | Order No. |
|--------|--------------|------------|
| Male | HDC HE 16 MT | 1745840000 |
| Female | HDC HE 16 FT | 1745780000 |

Screw connection



| Insert | Designation | Order No. |
|--------|--------------|------------|
| Male | HDC HE 16 MS | 1207500000 |
| Female | HDC HE 16 FS | 1207700000 |

Push In connection



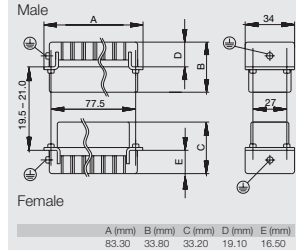
| Insert | Designation | Order No. |
|--------|--------------|------------|
| Male | HDC HE 16 MP | 1873570000 |
| Female | HDC HE 16 FP | 1873560000 |

Crimp connection

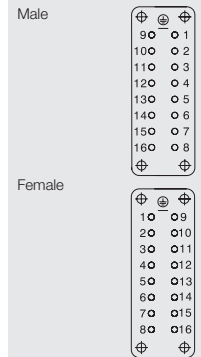


| Insert | Designation | Order No. |
|--------|--------------|------------|
| Male | HDC HE 16 MC | 1207900000 |
| Female | HDC HE 16 FC | 1208000000 |

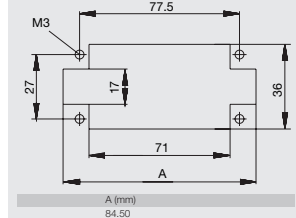
Dimensions



Arrangement of contacts



Mounting cut-out



Accessories

Crimp contacts

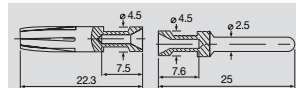
Surface silver



Surface gold



| Qty. | Male | Order No. | Female | Order No. |
|------|---------------------|------------|---------------------|------------|
| 100 | HDC-C-HE-SM0.5AG | 1200500000 | HDC-C-HE-BM0.5AG | 1201100000 |
| 100 | HDC-C-HE-SM0.75-1AG | 1200600000 | HDC-C-HE-BM0.75-1AG | 1201200000 |
| 100 | HDC-C-HE-SM1.5AG | 1200700000 | HDC-C-HE-BM1.5AG | 1201300000 |
| 100 | HDC-C-HE-SM2.5AG | 1200800000 | HDC-C-HE-BM2.5AG | 1201400000 |
| 100 | HDC-C-HE-SM4.0AG | 1200900000 | HDC-C-HE-BM4.0AG | 1201500000 |
| 100 | HDC-C-HE-SM0.5AU | 1651420000 | HDC-C-HE-BM0.5AU | 1651470000 |
| 100 | HDC-C-HE-SM0.75-1AU | 1651430000 | HDC-C-HE-BM0.75-1AU | 1651480000 |
| 100 | HDC-C-HE-SM1.5AU | 1651440000 | HDC-C-HE-BM1.5AU | 1651490000 |
| 100 | HDC-C-HE-SM2.5AU | 1651450000 | HDC-C-HE-BM2.5AU | 1651500000 |
| 100 | HDC-C-HE-SM4.0AU | 1651460000 | HDC-C-HE-BM4.0AU | 1651510000 |



Single contacts

| Conductor mm ² | AWG No. |
|---------------------------|---------|
| 0.50 | 20 |
| 0.75-1.00 | 18 |
| 1.50 | 16 |
| 2.50 | 14 |
| 4.00 | 12 |

Tools



| Tool | Order No. |
|--|------------|
| Crimping tool CTX CM 1.6/2.5 | 9018490000 |
| Contact removal tool Removal Tool HE | 1866750000 |

Selection of Housings RockStar® IP65
Size 6



Hood

Hood, Cable Entry sideways



| a | Version | Cover | b (mm) | Designation | Order No. |
|------|-------------|-------|--------|--------------------|------------|
| M 25 | with thread | | 61 | HDC 16B TSBU 1M25G | 1788180000 |
| M 25 | with thread | | 76 | HDC 40D TSBU 1M25G | 1787010000 |
| M 32 | with thread | | 76 | HDC 40D TSBU 1M32G | 1787000000 |




Hood, Cable Entry at top



| a | Version | Cover | b (mm) | Designation | Order No. |
|------|-------------|-------|--------|--------------------|------------|
| M 25 | with thread | | 61 | HDC 16B TOBU 1M25G | 1788210000 |
| M 25 | with thread | | 76 | HDC 40D TOBU 1M25G | 1787070000 |
| M 32 | with thread | | 76 | HDC 40D TOBU 1M32G | 1787060000 |



Cover



| Version | Designation | Order No. |
|-----------|------------------|------------|
| for hoods | HDC 16B DMDQ 2QB | 1665270000 |



Base

Bulkhead housing



| Version | Cover | b (mm) | Designation | Order No. |
|---------|-------|--------|-------------|------------|
| | | 29 | HDC 16B ABU | 1208600000 |



Base housing



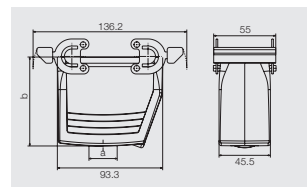
| a | Version | Cover | b (mm) | Designation | Order No. |
|------|-------------|-------|--------|-------------------|------------|
| M 25 | with thread | | 64 | HDC 16B SBU 2M25G | 1788240000 |
| M 25 | with thread | | 84 | HDC 40D SBU 2M25G | 1787120000 |
| M 32 | with thread | | 84 | HDC 40D SBU 2M32G | 1787110000 |



Coupling hood



| a | Version | Cover | b (mm) | Designation | Order No. |
|------|-------------|-------|--------|-------------------|------------|
| M 25 | with thread | | 79 | HDC 40D KBU 1M25G | 1787200000 |
| M 32 | with thread | | 79 | HDC 40D KBU 1M32G | 1787190000 |



Cover



| Version | Designation | Order No. |
|-----------|------------------|------------|
| for bases | HDC 16B DODQ 4B0 | 1665260000 |



HE series - the universal connectors

500 V, 16 A, Size 8

24 + ⊕

Inserts



Tension clamp connection



| Insert | Designation | Order No. |
|--------|--------------|------------|
| Male | HDC HE 24 MT | 1745850000 |
| Female | HDC HE 24 FT | 1745790000 |

Dimensions



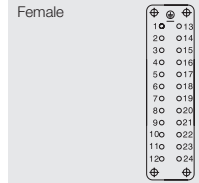

| A (mm) | B (mm) | C (mm) | D (mm) | E (mm) |
|--------|--------|--------|--------|--------|
| 109.80 | 33.80 | 53.20 | 19.10 | 16.50 |

Screw connection



| Insert | Designation | Order No. |
|--------|--------------|------------|
| Male | HDC HE 24 MS | 1211100000 |
| Female | HDC HE 24 FS | 1211300000 |

Arrangement of contacts

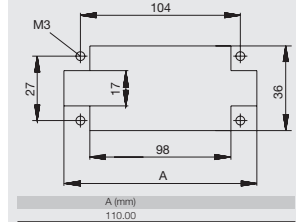


Push In connection



| Insert | Designation | Order No. |
|--------|--------------|------------|
| Male | HDC HE 24 MP | 1873590000 |
| Female | HDC HE 24 FP | 1873580000 |

Mounting cut-out



Crimp connection



| Insert | Designation | Order No. |
|--------|--------------|------------|
| Male | HDC HE 24 MC | 1211500000 |
| Female | HDC HE 24 FC | 1211600000 |

Accessories

Crimp contacts

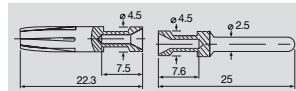
Surface silver



Surface gold



| Qty. | Male | Order No. | Female | Order No. |
|------|---------------------|------------|---------------------|------------|
| 100 | HDC-C-HE-SM0.5AG | 1200500000 | HDC-C-HE-BM0.5AG | 1201100000 |
| 100 | HDC-C-HE-SM0.75-1AG | 1200600000 | HDC-C-HE-BM0.75-1AG | 1201200000 |
| 100 | HDC-C-HE-SM1.5AG | 1200700000 | HDC-C-HE-BM1.5AG | 1201300000 |
| 100 | HDC-C-HE-SM2.5AG | 1200800000 | HDC-C-HE-BM2.5AG | 1201400000 |
| 100 | HDC-C-HE-SM4.0AG | 1200900000 | HDC-C-HE-BM4.0AG | 1201500000 |
| 100 | HDC-C-HE-SM0.5AU | 1651420000 | HDC-C-HE-BM0.5AU | 1651470000 |
| 100 | HDC-C-HE-SM0.75-1AU | 1651430000 | HDC-C-HE-BM0.75-1AU | 1651480000 |
| 100 | HDC-C-HE-SM1.5AU | 1651440000 | HDC-C-HE-BM1.5AU | 1651490000 |
| 100 | HDC-C-HE-SM2.5AU | 1651450000 | HDC-C-HE-BM2.5AU | 1651500000 |
| 100 | HDC-C-HE-SM4.0AU | 1651460000 | HDC-C-HE-BM4.0AU | 1651510000 |



Single contacts

| Conductor mm ² | AWG No. |
|---------------------------|---------|
| 0.50 | 20 |
| 0.75-1.00 | 18 |
| 1.50 | 16 |
| 2.50 | 14 |
| 4.00 | 12 |

Tools



| Tool | Order No. |
|--|------------|
| Crimping tool CTX CM 1.6/2.5 | 9018490000 |
| Contact removal tool Removal Tool HE | 1866750000 |

Selection of Housings RockStar® IP65
Size 8

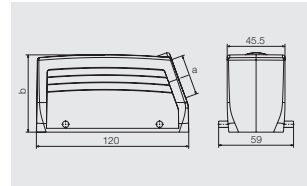


Hood

Hood, Cable Entry sideways



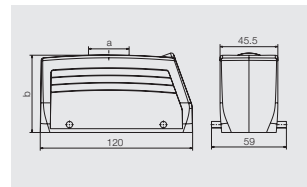
| a | Version | Cover | b (mm) | Designation | Order No. |
|------|-------------|-------|--------|--------------------|------------|
| M 25 | with thread | | 61 | HDC 24B TSBU 1M25G | 1787760000 |
| M 32 | with thread | | 61 | HDC 24B TSBU 1M32G | 1787750000 |
| M 25 | with thread | | 76 | HDC 64D TSBU 1M25G | 1786780000 |
| M 32 | with thread | | 76 | HDC 64D TSBU 1M32G | 1786770000 |



Hood, Cable Entry at top



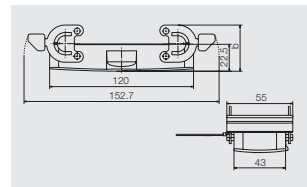
| a | Version | Cover | b (mm) | Designation | Order No. |
|------|-------------|-------|--------|--------------------|------------|
| M 25 | with thread | | 61 | HDC 24B TOBU 1M25G | 1787820000 |
| M 32 | with thread | | 61 | HDC 24B TOBU 1M32G | 1787810000 |
| M 32 | with thread | | 76 | HDC 64D TOBU 1M32G | 1786830000 |



Cover



| Version | Designation | Order No. |
|-----------|------------------|------------|
| for hoods | HDC 24B DMDQ 2QB | 1665640000 |

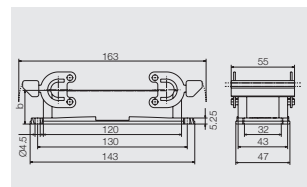


Base

Bulkhead housing



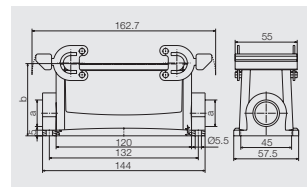
| Version | Cover | b (mm) | Designation | Order No. |
|---------|-------|--------|-------------|------------|
| | | 29.3 | HDC 24B ABU | 1212400000 |



Base housing



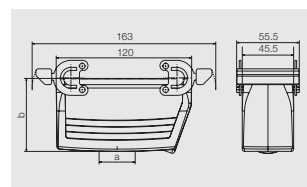
| a | Version | Cover | b (mm) | Designation | Order No. |
|------|-------------|-------|--------|-------------------|------------|
| M 25 | with thread | | 64 | HDC 24B SBU 2M25G | 1787870000 |
| M 25 | with thread | | 84 | HDC 64D SBU 2M25G | 1786890000 |
| M 32 | with thread | | 84 | HDC 64D SBU 2M32G | 1786880000 |



Coupling hood



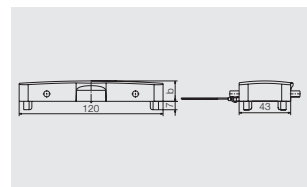
| a | Version | Cover | b (mm) | Designation | Order No. |
|------|-------------|-------|--------|-------------------|------------|
| M 25 | with thread | | 65 | HDC 24B KBU 1M25G | 1787920000 |
| M 32 | with thread | | 79 | HDC 64D KBU 1M32G | 1786960000 |



Cover



| Version | Designation | Order No. |
|-----------|------------------|------------|
| for bases | HDC 24B DODQ 4BO | 1665630000 |



HE series - the universal connectors

500 V, 16 A, Size 10

32 + ⊕

Inserts

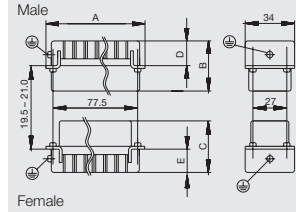


Tension clamp connection



| Insert | Designation | Order No. |
|--------|--------------------|------------|
| Male | HDC HE 16 MT | 1745840000 |
| Female | HDC HE 16 FT | 1745780000 |
| Male | HDC HE 16 MT 17-32 | 1745860000 |
| Female | HDC HE 16 FT 17-32 | 1745800000 |

Dimensions



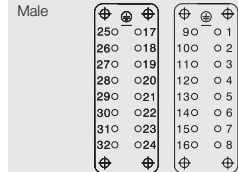
| A (mm) | B (mm) | C (mm) | D (mm) | E (mm) |
|--------|--------|--------|--------|--------|
| 83.30 | 33.80 | 53.20 | 19.10 | 16.50 |

Screw connection




| Insert | Designation | Order No. |
|--------|--------------------|------------|
| Male | HDC HE 16 MS | 1207500000 |
| Female | HDC HE 16 FS | 1207700000 |
| Male | HDC HE 16 MS 17-32 | 1215700000 |
| Female | HDC HE 16 FS 17-32 | 1216100000 |

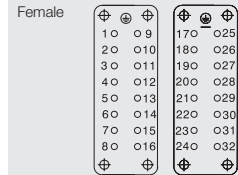
Arrangement of contacts



Push In connection



| Insert | Designation | Order No. |
|--------|--------------------|------------|
| Male | HDC HE 16 MP | 1873570000 |
| Female | HDC HE 16 FP | 1873560000 |
| Male | HDC HE 16 MP 17-32 | 1875800000 |
| Female | HDC HE 16 FP 17-32 | 1875740000 |

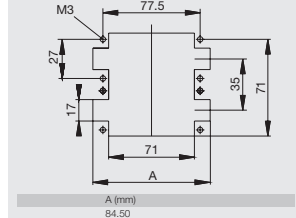


Crimp connection



| Insert | Designation | Order No. |
|--------|--------------------|------------|
| Male | HDC HE 16 MC | 1207900000 |
| Female | HDC HE 16 FC | 1208000000 |
| Male | HDC HE 16 MC 17-32 | 1216500000 |
| Female | HDC HE 16 FC 17-32 | 1216700000 |

Mounting cut-out



Accessories

Crimp contacts

Surface silver



Surface gold



| Qty. | Male | Order No. | Female | Order No. |
|------|---------------------|------------|---------------------|------------|
| 100 | HDC-C-HE-SM0.5AG | 1200500000 | HDC-C-HE-BM0.5AG | 1201100000 |
| 100 | HDC-C-HE-SM0.75-1AG | 1200600000 | HDC-C-HE-BM0.75-1AG | 1201200000 |
| 100 | HDC-C-HE-SM1.5AG | 1200700000 | HDC-C-HE-BM1.5AG | 1201300000 |
| 100 | HDC-C-HE-SM2.5AG | 1200800000 | HDC-C-HE-BM2.5AG | 1201400000 |
| 100 | HDC-C-HE-SM4.0AG | 1200900000 | HDC-C-HE-BM4.0AG | 1201500000 |
| 100 | HDC-C-HE-SM0.5AU | 1651420000 | HDC-C-HE-BM0.5AU | 1651470000 |
| 100 | HDC-C-HE-SM0.75-1AU | 1651430000 | HDC-C-HE-BM0.75-1AU | 1651480000 |
| 100 | HDC-C-HE-SM1.5AU | 1651440000 | HDC-C-HE-BM1.5AU | 1651490000 |
| 100 | HDC-C-HE-SM2.5AU | 1651450000 | HDC-C-HE-BM2.5AU | 1651500000 |
| 100 | HDC-C-HE-SM4.0AU | 1651460000 | HDC-C-HE-BM4.0AU | 1651510000 |



Single contacts

| Conductor mm ² | AWG No. |
|---------------------------|---------|
| 0.50 | 20 |
| 0.75-1.00 | 18 |
| 1.50 | 16 |
| 2.50 | 14 |
| 4.00 | 12 |

Tools



| Tool | Order No. |
|--|------------|
| Crimping tool CTX CM 1.6/2.5 | 9018490000 |
| Contact removal tool Removal Tool HE | 1866750000 |

Selection of Housings RockStar® IP65
Size 10

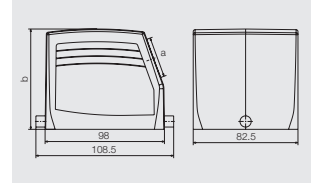


Hood

Hood, Cable Entry sideways



| a | Version | Cover | b (mm) | Designation | Order No. |
|------|-------------|-------|--------|--------------------|------------|
| M 32 | with thread | | 79 | HDC 32B TSLU 1M32G | 1788420000 |

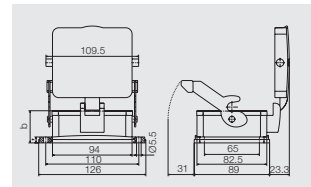


Base

Bulkhead housing



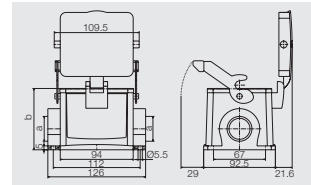
| Version | Cover | b (mm) | Designation | Order No. |
|---------|------------|--------|--------------|------------|
| | with cover | 55 | HDC 32B ADLU | 1219800000 |
| | | 38 | HDC 32B ALU | 1219500000 |



Base housing



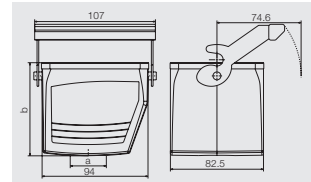
| a | Version | Cover | b (mm) | Designation | Order No. |
|------|-------------|------------|--------|--------------------|------------|
| M 32 | with thread | with cover | 96 | HDC 32B SDLU 2M32G | 1788490000 |
| M 32 | with thread | | 79 | HDC 32B SLU 2M32G | 1788470000 |



Coupling hood



| a | Version | Cover | b (mm) | Designation | Order No. |
|------|-------------|-------|--------|-------------------|------------|
| M 32 | with thread | | 83 | HDC 32B KLU 1M32G | 1788500000 |



HE series - the universal connectors


500 V, 16 A, Size 12

48 + ⊕

Inserts

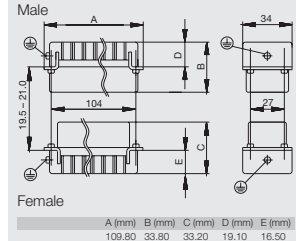


Tension clamp connection




| Insert | Designation | Order No. |
|--------|--------------------|------------|
| Male | HDC HE 24 MT | 1745850000 |
| Female | HDC HE 24 FT | 1745790000 |
| Male | HDC HE 24 MT 25-48 | 1745870000 |
| Female | HDC HE 24 FT 25-48 | 1745810000 |

Dimensions




Screw connection




| Insert | Designation | Order No. |
|--------|--------------------|------------|
| Male | HDC HE 24 MS | 1211100000 |
| Female | HDC HE 24 FS | 1211300000 |
| Male | HDC HE 24 MS 25-48 | 1220800000 |
| Female | HDC HE 24 FS 25-48 | 1221200000 |

Arrangement of contacts




Push In connection



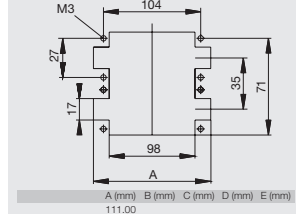
| Insert | Designation | Order No. |
|--------|--------------------|------------|
| Male | HDC HE 24 MP | 1873590000 |
| Female | HDC HE 24 FP | 1873580000 |
| Male | HDC HE 24 MP 25-48 | 1875890000 |
| Female | HDC HE 24 FP 25-48 | 1875850000 |

Crimp connection



| Insert | Designation | Order No. |
|--------|--------------------|------------|
| Male | HDC HE 24 MC | 1211500000 |
| Female | HDC HE 24 FC | 1211600000 |
| Male | HDC HE 24 MC 25-48 | 1226400000 |
| Female | HDC HE 24 FC 25-48 | 1226600000 |

Mounting cut-out



Accessories

Crimp contacts

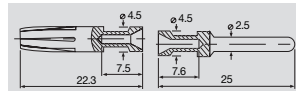
Surface silver



Surface gold



| Qty. | Male | Order No. | Female | Order No. |
|------|---------------------|------------|---------------------|------------|
| 100 | HDC-C-HE-SM0.5AG | 1200500000 | HDC-C-HE-BM0.5AG | 1201100000 |
| 100 | HDC-C-HE-SM0.75-1AG | 1200600000 | HDC-C-HE-BM0.75-1AG | 1201200000 |
| 100 | HDC-C-HE-SM1.5AG | 1200700000 | HDC-C-HE-BM1.5AG | 1201300000 |
| 100 | HDC-C-HE-SM2.5AG | 1200800000 | HDC-C-HE-BM2.5AG | 1201400000 |
| 100 | HDC-C-HE-SM4.0AG | 1200900000 | HDC-C-HE-BM4.0AG | 1201500000 |
| 100 | HDC-C-HE-SM0.5AU | 1651420000 | HDC-C-HE-BM0.5AU | 1651470000 |
| 100 | HDC-C-HE-SM0.75-1AU | 1651430000 | HDC-C-HE-BM0.75-1AU | 1651480000 |
| 100 | HDC-C-HE-SM1.5AU | 1651440000 | HDC-C-HE-BM1.5AU | 1651490000 |
| 100 | HDC-C-HE-SM2.5AU | 1651450000 | HDC-C-HE-BM2.5AU | 1651500000 |
| 100 | HDC-C-HE-SM4.0AU | 1651460000 | HDC-C-HE-BM4.0AU | 1651510000 |



Single contacts

| Conductor mm ² | AWG No. |
|---------------------------|---------|
| 0.50 | 20 |
| 0.75-1.00 | 18 |
| 1.50 | 16 |
| 2.50 | 14 |
| 4.00 | 12 |

Tools



| Tool | Order No. |
|--|------------|
| Crimping tool CTX CM 1.6/2.5 | 9018490000 |
| Contact removal tool Removal Tool HE | 1866750000 |

Selection of Housings RockStar® IP65
Size 12

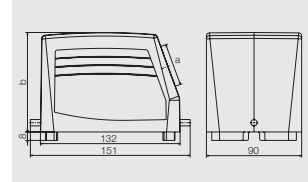


Hood

Hood, Cable Entry sideways



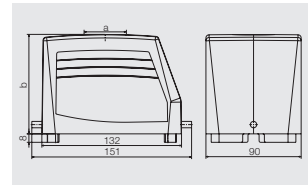
| a | Version | Cover | b (mm) | Designation | Order No. |
|------|-------------|-------|--------|--------------------|------------|
| M 32 | with thread | | 94 | HDC 48B TSLU 1M32G | 1788320000 |
| M 40 | with thread | | 94 | HDC 48B TSLU 1M40G | 1788310000 |
| M 50 | with thread | | 94 | HDC 48B TSLU 1M50G | 1788300000 |



Hood, Cable Entry at top



| a | Version | Cover | b (mm) | Designation | Order No. |
|------|-------------|-------|--------|--------------------|------------|
| M 32 | with thread | | 94 | HDC 48B TOLU 1M32G | 1788350000 |
| M 50 | with thread | | 94 | HDC 48B TOLU 1M50G | 1788330000 |

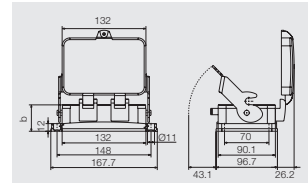


Base

Bulkhead housing

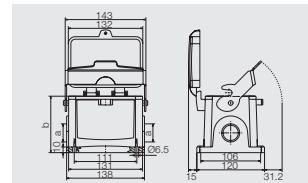


| Version | Cover | b (mm) | Designation | Order No. |
|---------|------------|--------|--------------|------------|
| | with cover | 62 | HDC 48B ADLU | 1222900000 |




Base housing

| a | Version | Cover | b (mm) | Designation | Order No. |
|------|-------------|------------|--------|--------------------|------------|
| M 32 | with thread | with cover | 120 | HDC 48B SDLU 2M32G | 1788390000 |
| M 32 | with thread | | 100 | HDC 48B SLU 2M32G | 1788370000 |
| M 40 | with thread | | 100 | HDC 48B SLU 2M40G | 1788360000 |



HEE series – high contact density

The HEE series has a high contact density and its design is based on the proven HE inserts.



B

Technical data

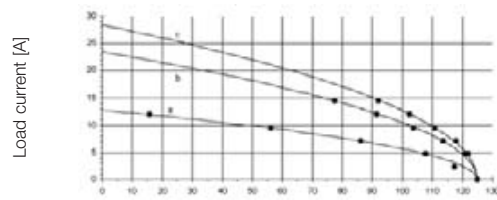
| Standards / approvals | |
|--|--|
| Standards | DIN EN 61984 DIN EN 60664-1 |
| Approvals | UL/CSA |
| Inserts | |
| No. of poles | 10, 18, 32, 46 (+PE) |
| Rated voltage | 500 V |
| Rated voltage to UL/CSA | 600 V |
| Rated current | 16 A |
| Rated impulse withstand voltage | 6 kV |
| Pollution severity | 3 |
| Insulation resistance | $\geq 10^{10} \Omega$ |
| Material | Glass-fibre reinforced PC (in UL list and approved for railway applications) |
| Temperature range | -40 °C ... +125 °C |
| Flammability to UL 94 | V-0 |
| Mechanical service life | |
| - Plugging cycles Ag - Surface | ≥ 500 |
| - Plugging cycles Au - Surface | ≥ 500 |
| Contact resistance | |
| Crimp connection | $\leq 4 \text{ m}\Omega$ |
| Contacts / Material | |
| Sockets and plug-in contact | Copper alloy |
| Surface | Passivated silver, or 0.8 μm gold on 2 μm nickel |
| Crimp connection | |
| - Flexible conductor connection | 0.5 - 4 mm ² (AWG 20 ... 12) |
| - Stripping length | 7,5 mm |
| Clamping torque | |
| - Screw connection | |
| SD blades | |
| - Screw connection | |
| - Push In | |
| - Tension clamp connection | |
| PE connection | |
| - Clamping range | 0.5 ... 4 mm ² |
| - solid / stranded | 0.5 ... 4 mm ² / 0.5 ... 4 mm ² |
| - flexible / flexible with wire end ferrule, DIN 46228 pt. 1 | 0.5 ... 4 mm ² / 0.5 ... 4 mm ² |
| - AWG conductor | AWG 20 .. 12 |
| - Stripping length | 10 mm |
| - Clamping torque | 1.2 ... 1.5 Nm |
| - Blade dimensions | SD 0.8 x 4 mm or PZ 1 |

Note: Switch off power supply before handling plug-in connectors.

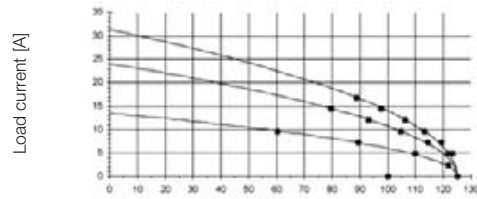
If crimped with a 4 mm² conductor, the current rating is:

For HEE 10 = 31 A, for HEE 18 = 28 A, for HEE 32 for 46 pole = 25 A

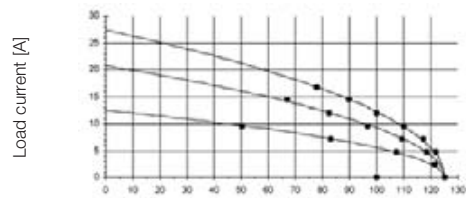
Derating curves



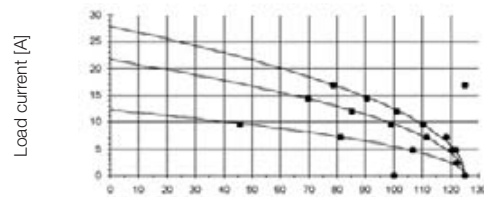
HEE 10-pole Ambient temperature [°C]



HEE 18-pole Ambient temperature [°C]











HEE 32-pole Ambient temperature [°C]



HEE 46-pole Ambient temperature [°C]

Curve a: 0.5 mm² conductor
Curve b: 2.5 mm² conductor
Curve c: 4.0 mm² conductor

Overview

| | | Rated voltage | Rated current | No. of poles | Tension clamp connection | Screw conn. with wire guard spring | Crimp connection | Push In | Axial screw connection | Page |
|---|---|---------------|---------------|--------------|--------------------------|------------------------------------|------------------|---------|------------------------|------|
|  |  | 500 V | 16 A | 10 + ⊕ | | | • | | | B.32 |
|  |  | 500 V | 16 A | 18 + ⊕ | | | • | | | B.34 |
|  |  | 500 V | 16 A | 32 + ⊕ | | | • | | | B.36 |
|  |  | 500 V | 16 A | 46 + ⊕ | | | • | | | B.38 |

HEE series - high contact density

500 V, 16 A, Size 3

10 + ⊕

Inserts

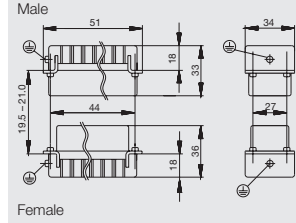


Crimp connection

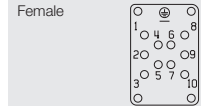
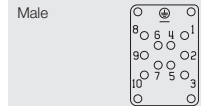


| Insert | Designation | Order No. |
|--------|----------------|------------|
| Male | HDC HEE 10 SCM | 1826830000 |
| Female | HDC HEE 10 BCM | 1826840000 |

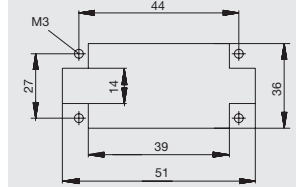
Dimensions



Arrangement of contacts



Mounting cut-out



Accessories

Crimp contacts

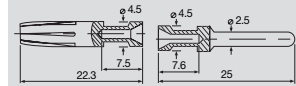
Surface silver



Surface gold



| Qty. | Male | Order No. | Female | Order No. |
|------|---------------------|------------|---------------------|------------|
| 100 | HDC-C-HE-SM0.5AG | 1200500000 | HDC-C-HE-BM0.5AG | 1201100000 |
| 100 | HDC-C-HE-SM0.75-1AG | 1200600000 | HDC-C-HE-BM0.75-1AG | 1201200000 |
| 100 | HDC-C-HE-SM1.5AG | 1200700000 | HDC-C-HE-BM1.5AG | 1201300000 |
| 100 | HDC-C-HE-SM2.5AG | 1200800000 | HDC-C-HE-BM2.5AG | 1201400000 |
| 100 | HDC-C-HE-SM4.0AG | 1200900000 | HDC-C-HE-BM4.0AG | 1201500000 |
| 100 | HDC-C-HE-SM0.5AU | 1651420000 | HDC-C-HE-BM0.5AU | 1651470000 |
| 100 | HDC-C-HE-SM0.75-1AU | 1651430000 | HDC-C-HE-BM0.75-1AU | 1651480000 |
| 100 | HDC-C-HE-SM1.5AU | 1651440000 | HDC-C-HE-BM1.5AU | 1651490000 |
| 100 | HDC-C-HE-SM2.5AU | 1651450000 | HDC-C-HE-BM2.5AU | 1651500000 |
| 100 | HDC-C-HE-SM4.0AU | 1651460000 | HDC-C-HE-BM4.0AU | 1651510000 |



Single contacts

| Conductor mm ² | AWG No. |
|---------------------------|---------|
| 0.50 | 20 |
| 0.75-1.00 | 18 |
| 1.50 | 16 |
| 2.50 | 14 |
| 4.00 | 12 |

Tools



| Crimping tool | Order No. |
|----------------------|------------|
| CTX CM 1.6/2.5 | 9018490000 |
| Contact removal tool | Order No. |
| Removal Tool HE | 1866750000 |

Selection of Housings RockStar® IP65
Size 3



Hood

Hood, Cable Entry sideways



| a | Version | Cover | b (mm) | Designation | Order No. |
|------|-------------|-------|--------|--------------------|------------|
| M 20 | with thread | | 52 | HDC 06B TSLU 1M20G | 1788100000 |
| M 20 | with thread | | 52 | HDC 06B TSLU 1M20G | 1805930000 |
| M 25 | with thread | | 52 | HDC 06B TSLU 1M25G | 1788090000 |
| M 25 | with thread | | 72 | HDC 16D TSLU 1M25G | 1787480000 |



Hood, Cable Entry at top



| a | Version | Cover | b (mm) | Designation | Order No. |
|------|-------------|-------|--------|--------------------|------------|
| M 20 | with thread | | 52 | HDC 06B TOLU 1M20G | 1788120000 |
| M 25 | with thread | | 52 | HDC 06B TOLU 1M25G | 1788110000 |
| M 25 | with thread | | 72 | HDC 16D TOLU 1M25G | 1787500000 |
| M 32 | with thread | | 72 | HDC 16D TOLU 1M32G | 1787490000 |



Cover



| Version | Designation | Order No. |
|-----------|------------------|------------|
| for hoods | HDC 06B DMDL 1LB | 1665210000 |



Base

Bulkhead housing



| Version | Cover | b (mm) | Designation | Order No. |
|---------|------------|--------|--------------|------------|
| | | 29 | HDC 06B ALU | 1202100000 |
| | with cover | 47 | HDC 06B ADLU | 1202500000 |



Base housing



| a | Version | Cover | b (mm) | Designation | Order No. |
|------|-------------|------------|--------|--------------------|------------|
| M 20 | with thread | | 54 | HDC 06B SLU 2M20G | 1788140000 |
| M 20 | with thread | with cover | 72 | HDC 06B SDLU 2M20G | 1788170000 |
| M 25 | with thread | | 54 | HDC 06B SLU 2M25G | 1788130000 |
| M 25 | with thread | with cover | 72 | HDC 06B SDLU 2M25G | 1788160000 |



Cover



| Version | Designation | Order No. |
|-----------|------------------|------------|
| for bases | HDC 06B DODL 2BO | 1665200000 |



HEE series - high contact density

500 V, 16 A, Size 4

18 + ⊕

Inserts

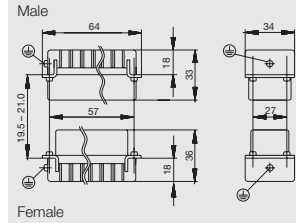


Crimp connection

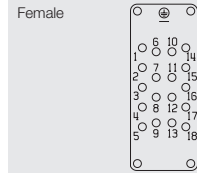
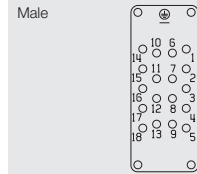


| Insert | Designation | Order No. |
|--------|----------------|------------|
| Male | HDC HEE 18 SCM | 1826810000 |
| Female | HDC HEE 18 BCM | 1826820000 |

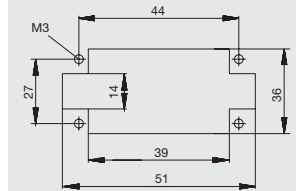
Dimensions



Arrangement of contacts



Mounting cut-out



Accessories

Crimp contacts

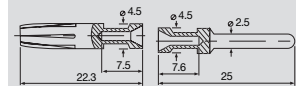
Surface silver



Surface gold



| Qty. | Male | Order No. | Female | Order No. |
|------|---------------------|------------|---------------------|------------|
| 100 | HDC-C-HE-SM0.5AG | 1200500000 | HDC-C-HE-BM0.5AG | 1201100000 |
| 100 | HDC-C-HE-SM0.75-1AG | 1200600000 | HDC-C-HE-BM0.75-1AG | 1201200000 |
| 100 | HDC-C-HE-SM1.5AG | 1200700000 | HDC-C-HE-BM1.5AG | 1201300000 |
| 100 | HDC-C-HE-SM2.5AG | 1200800000 | HDC-C-HE-BM2.5AG | 1201400000 |
| 100 | HDC-C-HE-SM4.0AG | 1200900000 | HDC-C-HE-BM4.0AG | 1201500000 |
| 100 | HDC-C-HE-SM0.5AU | 1651420000 | HDC-C-HE-BM0.5AU | 1651470000 |
| 100 | HDC-C-HE-SM0.75-1AU | 1651430000 | HDC-C-HE-BM0.75-1AU | 1651480000 |
| 100 | HDC-C-HE-SM1.5AU | 1651440000 | HDC-C-HE-BM1.5AU | 1651490000 |
| 100 | HDC-C-HE-SM2.5AU | 1651450000 | HDC-C-HE-BM2.5AU | 1651500000 |
| 100 | HDC-C-HE-SM4.0AU | 1651460000 | HDC-C-HE-BM4.0AU | 1651510000 |



Single contacts

| Conductor mm ² | AWG No. |
|---------------------------|---------|
| 0.50 | 20 |
| 0.75-1.00 | 18 |
| 1.50 | 16 |
| 2.50 | 14 |
| 4.00 | 12 |

Tools



| Crimping tool | Order No. |
|----------------------|------------|
| CTX CM 1.6/2.5 | 9018490000 |
| Contact removal tool | Order No. |
| Removal Tool HE | 1866750000 |

Selection of Housings RockStar® IP65
Size 4



Hood

Hood, Cable Entry sideways



| a | Version | Cover | b (mm) | Designation | Order No. |
|------|-------------|-------|--------|--------------------|------------|
| M 20 | with thread | | 52 | HDC 10B TSBU 1M20G | 1787560000 |
| M 25 | with thread | | 52 | HDC 10B TSBU 1M25G | 1787550000 |
| M 25 | with thread | | 72 | HDC 24D TSBU 1M25G | 1787240000 |
| M 32 | with thread | | 72 | HDC 24D TSBU 1M32G | 1787230000 |



Hood, Cable Entry at top



| a | Version | Cover | b (mm) | Designation | Order No. |
|------|-------------|-------|--------|--------------------|------------|
| M 20 | with thread | | 52 | HDC 10B TOBU 1M20G | 1787600000 |
| M 25 | with thread | | 52 | HDC 10B TOBU 1M25G | 1787590000 |
| M 25 | with thread | | 72 | HDC 24D TOBU 1M25G | 1787300000 |
| M 32 | with thread | | 72 | HDC 24D TOBU 1M32G | 1787290000 |



Cover



| Version | Designation | Order No. |
|-----------|------------------|------------|
| for hoods | HDC 10B DMDQ 2QB | 1665240000 |



Base

Bulkhead housing



| Version | Cover | b (mm) | Designation | Order No. |
|---------|-------|--------|-------------|------------|
| | | 29.3 | HDC 10B ABU | 1205000000 |



Base housing



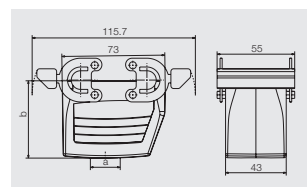
| a | Version | Cover | b (mm) | Designation | Order No. |
|------|-------------|-------|--------|-------------------|------------|
| M 20 | with thread | | 57 | HDC 10B SBU 2M20G | 1787640000 |
| M 25 | with thread | | 57 | HDC 10B SBU 2M25G | 1787630000 |
| M 25 | with thread | | 74 | HDC 24D SBU 2M25G | 1787350000 |
| M 32 | with thread | | 74 | HDC 24D SBU 2M32G | 1787360000 |



Coupling hood



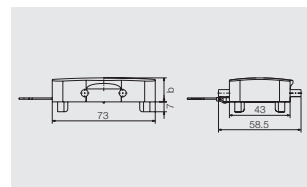
| a | Version | Cover | b (mm) | Designation | Order No. |
|------|-------------|-------|--------|-------------------|------------|
| M 20 | with thread | | 55 | HDC 10B KBU 1M20G | 1787720000 |



Cover



| Version | Designation | Order No. |
|-----------|------------------|------------|
| for bases | HDC 10B DODQ 4B0 | 1665230000 |



HEE series - high contact density

500 V, 16 A, Size 6

32 + ⊕

Inserts



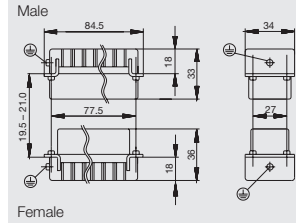
Crimp connection



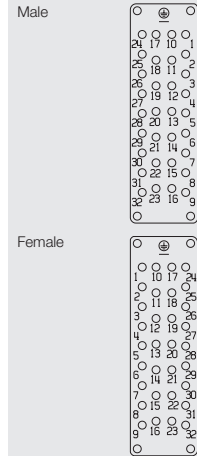
| Insert | Designation | Order No. |
|--------|----------------|------------|
| Male | HDC HEE 32 SCM | 1826790000 |
| Female | HDC HEE 32 BCM | 1826800000 |

B

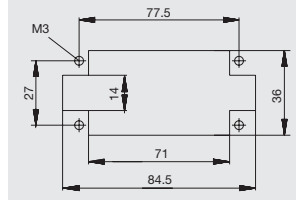
Dimensions



Arrangement of contacts



Mounting cut-out



Accessories

Crimp contacts

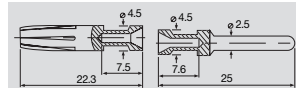
Surface silver



Surface gold



| Qty. | Male | Order No. | Female | Order No. |
|------|---------------------|------------|---------------------|------------|
| 100 | HDC-C-HE-SM0.5AG | 1200500000 | HDC-C-HE-BM0.5AG | 1201100000 |
| 100 | HDC-C-HE-SM0.75-1AG | 1200600000 | HDC-C-HE-BM0.75-1AG | 1201200000 |
| 100 | HDC-C-HE-SM1.5AG | 1200700000 | HDC-C-HE-BM1.5AG | 1201300000 |
| 100 | HDC-C-HE-SM2.5AG | 1200800000 | HDC-C-HE-BM2.5AG | 1201400000 |
| 100 | HDC-C-HE-SM4.0AG | 1200900000 | HDC-C-HE-BM4.0AG | 1201500000 |
| 100 | HDC-C-HE-SM0.5AU | 1651420000 | HDC-C-HE-BM0.5AU | 1651470000 |
| 100 | HDC-C-HE-SM0.75-1AU | 1651430000 | HDC-C-HE-BM0.75-1AU | 1651480000 |
| 100 | HDC-C-HE-SM1.5AU | 1651440000 | HDC-C-HE-BM1.5AU | 1651490000 |
| 100 | HDC-C-HE-SM2.5AU | 1651450000 | HDC-C-HE-BM2.5AU | 1651500000 |
| 100 | HDC-C-HE-SM4.0AU | 1651460000 | HDC-C-HE-BM4.0AU | 1651510000 |



Single contacts

| Conductor mm ² | AWG No. |
|---------------------------|---------|
| 0.50 | 20 |
| 0.75-1.00 | 18 |
| 1.50 | 16 |
| 2.50 | 14 |
| 4.00 | 12 |

Tools



| Crimping tool | Order No. |
|----------------------|------------|
| CTX CM 1.6/2.5 | 9018490000 |
| Contact removal tool | Order No. |
| Removal Tool HE | 1866750000 |

Selection of Housings RockStar® IP65
Size 6



Hood

Hood, Cable Entry sideways



| a | Version | Cover | b (mm) | Designation | Order No. |
|------|-------------|-------|--------|--------------------|------------|
| M 25 | with thread | | 61 | HDC 16B TSBU 1M25G | 1788180000 |
| M 25 | with thread | | 76 | HDC 40D TSBU 1M25G | 1787010000 |
| M 32 | with thread | | 76 | HDC 40D TSBU 1M32G | 1787000000 |



Hood, Cable Entry at top



| a | Version | Cover | b (mm) | Designation | Order No. |
|------|-------------|-------|--------|--------------------|------------|
| M 25 | with thread | | 61 | HDC 16B TOBU 1M25G | 1788210000 |
| M 25 | with thread | | 76 | HDC 40D TOBU 1M25G | 1787070000 |
| M 32 | with thread | | 76 | HDC 40D TOBU 1M32G | 1787060000 |



Cover



| Version | Designation | Order No. |
|-----------|------------------|------------|
| for hoods | HDC 16B DMDQ 2QB | 1665270000 |



Base

Bulkhead housing



| Version | Cover | b (mm) | Designation | Order No. |
|---------|-------|--------|-------------|------------|
| | | 29 | HDC 16B ABU | 1208600000 |



Base housing



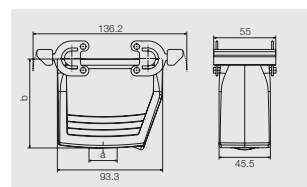
| a | Version | Cover | b (mm) | Designation | Order No. |
|------|-------------|-------|--------|-------------------|------------|
| M 25 | with thread | | 64 | HDC 16B SBU 2M25G | 1788240000 |
| M 25 | with thread | | 84 | HDC 40D SBU 2M25G | 1787120000 |
| M 32 | with thread | | 84 | HDC 40D SBU 2M32G | 1787110000 |



Coupling hood



| a | Version | Cover | b (mm) | Designation | Order No. |
|------|-------------|-------|--------|-------------------|------------|
| M 25 | with thread | | 79 | HDC 40D KBU 1M25G | 1787200000 |
| M 32 | with thread | | 79 | HDC 40D KBU 1M32G | 1787190000 |



Cover



| Version | Designation | Order No. |
|-----------|------------------|------------|
| for bases | HDC 16B DODQ 4B0 | 1665260000 |



HEE series - high contact density

500 V, 16 A, Size 8

46 + ⊕

Inserts

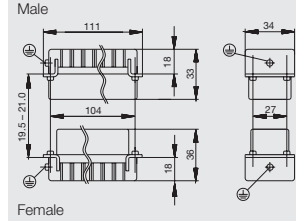


Crimp connection

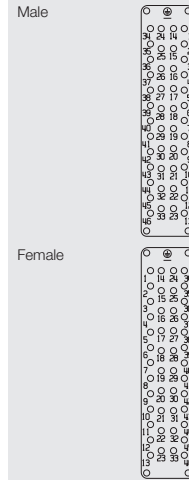


| Insert | Designation | Order No. |
|--------|----------------|------------|
| Male | HDC HEE 46 SCM | 1826770000 |
| Female | HDC HEE 46 BCM | 1826780000 |

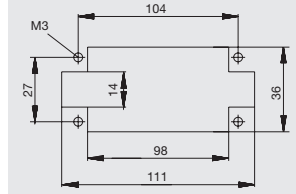
Dimensions



Arrangement of contacts



Mounting cut-out



Accessories

Crimp contacts

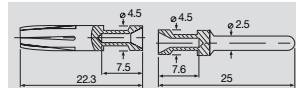
Surface silver



Surface gold



| Qty. | Male | Order No. | Female | Order No. |
|------|---------------------|------------|---------------------|------------|
| 100 | HDC-C-HE-SM0.5AG | 1200500000 | HDC-C-HE-BM0.5AG | 1201100000 |
| 100 | HDC-C-HE-SM0.75-1AG | 1200600000 | HDC-C-HE-BM0.75-1AG | 1201200000 |
| 100 | HDC-C-HE-SM1.5AG | 1200700000 | HDC-C-HE-BM1.5AG | 1201300000 |
| 100 | HDC-C-HE-SM2.5AG | 1200800000 | HDC-C-HE-BM2.5AG | 1201400000 |
| 100 | HDC-C-HE-SM4.0AG | 1200900000 | HDC-C-HE-BM4.0AG | 1201500000 |
| 100 | HDC-C-HE-SM0.5AU | 1651420000 | HDC-C-HE-BM0.5AU | 1651470000 |
| 100 | HDC-C-HE-SM0.75-1AU | 1651430000 | HDC-C-HE-BM0.75-1AU | 1651480000 |
| 100 | HDC-C-HE-SM1.5AU | 1651440000 | HDC-C-HE-BM1.5AU | 1651490000 |
| 100 | HDC-C-HE-SM2.5AU | 1651450000 | HDC-C-HE-BM2.5AU | 1651500000 |
| 100 | HDC-C-HE-SM4.0AU | 1651460000 | HDC-C-HE-BM4.0AU | 1651510000 |



Single contacts

| Conductor mm ² | AWG No. |
|---------------------------|---------|
| 0.50 | 20 |
| 0.75-1.00 | 18 |
| 1.50 | 16 |
| 2.50 | 14 |
| 4.00 | 12 |

Tools



| Crimping tool | Order No. |
|----------------------|------------|
| CTX CM 1.6/2.5 | 9018490000 |
| Contact removal tool | Order No. |
| Removal Tool HE | 1866750000 |

Selection of Housings RockStar® IP65
Size 8



Hood

Hood, Cable Entry sideways



| a | Version | Cover | b (mm) | Designation | Order No. |
|------|-------------|-------|--------|--------------------|------------|
| M 25 | with thread | | 61 | HDC 24B TSBU 1M25G | 1787760000 |
| M 32 | with thread | | 61 | HDC 24B TSBU 1M32G | 1787750000 |
| M 25 | with thread | | 76 | HDC 64D TSBU 1M25G | 1786780000 |
| M 32 | with thread | | 76 | HDC 64D TSBU 1M32G | 1786770000 |



Hood, Cable Entry at top



| a | Version | Cover | b (mm) | Designation | Order No. |
|------|-------------|-------|--------|--------------------|------------|
| M 25 | with thread | | 61 | HDC 24B TOBU 1M25G | 1787820000 |
| M 32 | with thread | | 61 | HDC 24B TOBU 1M32G | 1787810000 |
| M 32 | with thread | | 76 | HDC 64D TOBU 1M32G | 1786830000 |



Cover



| Version | Designation | Order No. |
|-----------|------------------|------------|
| for hoods | HDC 24B DMDQ 2QB | 1665640000 |



Base

Bulkhead housing



| Version | Cover | b (mm) | Designation | Order No. |
|---------|-------|--------|-------------|------------|
| | | 29.3 | HDC 24B ABU | 1212400000 |



Base housing



| a | Version | Cover | b (mm) | Designation | Order No. |
|------|-------------|-------|--------|-------------------|------------|
| M 25 | with thread | | 64 | HDC 24B SBU 2M25G | 1787870000 |
| M 25 | with thread | | 84 | HDC 64D SBU 2M25G | 1786890000 |
| M 32 | with thread | | 84 | HDC 64D SBU 2M32G | 1786880000 |



Coupling hood



| a | Version | Cover | b (mm) | Designation | Order No. |
|------|-------------|-------|--------|-------------------|------------|
| M 25 | with thread | | 65 | HDC 24B KBU 1M25G | 1787920000 |
| M 32 | with thread | | 79 | HDC 64D KBU 1M32G | 1786960000 |



Cover



| Version | Designation | Order No. |
|-----------|------------------|------------|
| for bases | HDC 24B DODQ 4B0 | 1665630000 |



HD series – the flexible connectors

The HD series has a high contact density and is therefore particularly suitable for signal processing. The HD insert can be fitted with turned crimp contacts or fibre optic contacts – impressive flexibility.



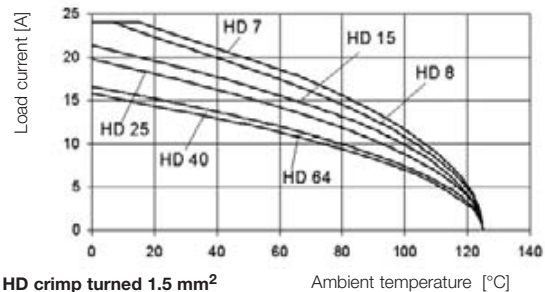
Technical data

| Standards / approvals | |
|--|--|
| Standards | DIN EN 61984 DIN EN 60664-1 |
| Approvals | UL/CSA |
| Inserts | |
| No. of poles | 7, 15, 16, 20, 25, 40, 50, 64, 80, 124 (+PE), 8 |
| Rated voltage | 250 V |
| Rated voltage to UL/CSA | 600 V |
| Rated current | 10 A |
| Rated impulse withstand voltage | 4 kV |
| Pollution severity | 3 |
| Insulation resistance | $\geq 10^{10} \Omega$ |
| Material | Glass-fibre reinforced PC (in UL list and approved for railway applications) |
| Temperature range | -40 °C ... +125 °C |
| Flammability to UL 94 | V-0 |
| Mechanical service life | |
| - Plugging cycles Ag - Surface | ≥ 500 |
| - Plugging cycles Au - Surface | ≥ 500 |
| Contact resistance | |
| - Crimp connection | $\leq 4 \text{ m}\Omega$ |
| Contacts / Material | |
| Sockets and plug-in contact | Copper alloy |
| Surface | Passivated silver, or 0.8 μm gold on 2 μm nickel |
| Crimp connection | |
| - Flexible conductor connection | 0.14 - 2.5 mm ² (AWG 26 ... 14) |
| - Stripping length | 8.0 mm |
| Clamping torque | |
| - Screw connection | |
| SD blades | |
| - Screw connection | |
| - Push In | |
| - Tension clamp connection | |
| PE connection | |
| - Clamping range | 0.5 ... 2.5 mm ² |
| - solid / stranded | 0.5 ... 2.5 mm ² / 0.5 ... 2.5 mm ² |
| - flexible / flexible with wire end ferrule, DIN 46228 pt. 1 | 0.5 ... 2.5 mm ² / 0.5 ... 2.5 mm ² |
| - AWG conductor | AWG 20 ... 14 |
| - Stripping length | 10 mm |
| - Clamping torque | 1.2 ... 1.5 Nm |
| - Blade dimensions | SD 0.8 x 4 mm or PZ 1 |

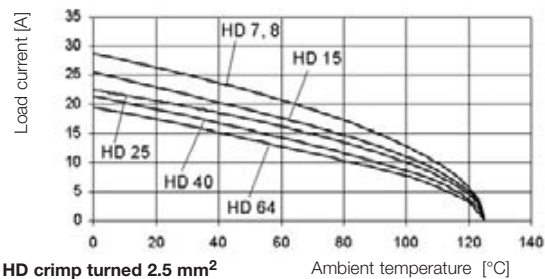
Note: Technical data: Earthing via screw connection for inserts with ≥ 15 poles Switch off power supply before handling plug-in connectors.

When using metal housings together with the HD 7 and HD 8 inserts, the voltage rating must be limited to 42 V. The HD 8 has no earthing terminal.

Derating curves



HD crimp turned 1.5 mm² Ambient temperature [°C]



HD crimp turned 2.5 mm² Ambient temperature [°C]

Overview

| | | Rated voltage | Rated current | No. of poles | Tension clamp connection | Screw conn. with wire guard spring | Crimp connection | Push In | Axial screw connection | Page |
|---|---|---------------|---------------|--------------|--------------------------|------------------------------------|------------------|---------|------------------------|------|
|  |  | 250 V | 10 A | 7 + ⊕ | | | • | | | B.42 |
|  |  | 250 V | 10 A | 8 | | | • | | | B.44 |
|  |  | 250 V | 10 A | 15 + ⊕ | | | • | | | B.46 |
|  |  | 250 V | 10 A | 16 + ⊕ | | | • | | | B.48 |
|  |  | 250 V | 10 A | 24 + ⊕ | | | • | | | B.50 |
|  |  | 250 V | 10 A | 25 + ⊕ | | | • | | | B.52 |
|  |  | 250 V | 10 A | 40 + ⊕ | | | • | | | B.54 |
|  |  | 250 V | 10 A | 50 + ⊕ | | | • | | | B.56 |
|  |  | 250 V | 10 A | 64 + ⊕ | | | • | | | B.58 |
|  |  | 250 V | 10 A | 80 + ⊕ | | | • | | | B.60 |
|  |  | 250 V | 10 A | 128 + ⊕ | | | • | | | B.62 |

HD series - the flexible connectors

250 V, 10 A, Size 1

7 + ⊕

Inserts



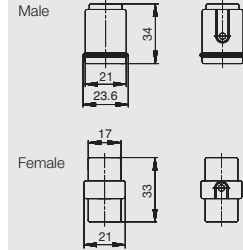
Crimp connection



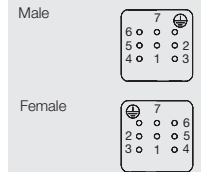
| Insert | Designation | Order No. |
|--------|-------------|------------|
| Male | HDC HD 7 MC | 1650570000 |
| Female | HDC HD 7 FC | 1650580000 |

Note Reduce the voltage to 42V when using a metal housing

Dimensions



Arrangement of contacts



Accessories

Crimp contacts

Surface silver



Surface gold



| Qty. | Male | Order No. | Female | Order No. |
|------|------------------------|------------|------------------------|------------|
| 100 | HDC-C-HD-SM0.14-0.37AG | 1651520000 | HDC-C-HD-BM0.14-0.37AG | 1651570000 |
| 100 | HDC-C-HD-SM0.5AG | 1651530000 | HDC-C-HD-BM0.5AG | 1651580000 |
| 100 | HDC-C-HD-SM0.75-1AG | 1601750000 | HDC-C-HD-BM0.75-1AG | 1601760000 |
| 100 | HDC-C-HD-SM1.5AG | 1651550000 | HDC-C-HD-BM1.5AG | 1651600000 |
| 100 | HDC-C-HD-SM2.5AG | 1651560000 | HDC-C-HD-BM2.5AG | 1651610000 |
| 100 | HDC-C-HD-SM0.14-0.37AU | 1651620000 | HDC-C-HD-BM0.14-0.37AU | 1651670000 |
| 100 | HDC-C-HD-SM0.5AU | 1651630000 | HDC-C-HD-BM0.5AU | 1651680000 |
| 100 | HDC-C-HD-SM0.75-1AU | 1651640000 | HDC-C-HD-BM0.75-1AU | 1651690000 |
| 100 | HDC-C-HD-SM1.5AU | 1651650000 | HDC-C-HD-BM1.5AU | 1651700000 |
| 100 | HDC-C-HD-SM2.5AU | 1651660000 | HDC-C-HD-BM2.5AU | 1651710000 |



Single contacts

| Conductor mm ² | AWG No. |
|---------------------------|---------|
| 0.14 - 0.37 | 22 |
| 0.50 | 20 |
| 0.75 - 1.00 | 18 |
| 1.50 | 16 |
| 2.50 | 14 |

Tools



| Crimping tool | Order No. |
|----------------------|------------|
| CTX CM 1.6/2.5 | 9018490000 |
| Contact removal tool | Order No. |
| Removal Tool HD | 1866730000 |

Selection of Housings RockStar® IP65
Size 1



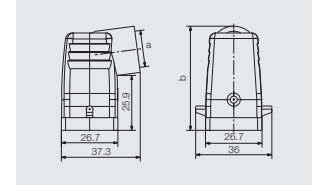
Hood

material: Diecast aluminium

Hood, Cable Entry sideways



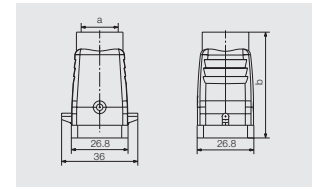
| a | Version | Cover | b (mm) | Designation | Order No. |
|------|-------------|-------|--------|--------------------|------------|
| M 20 | with thread | | 49.2 | HDC 04A TWLU 1M20G | 1788810000 |



Hood, Cable Entry at top



| a | Version | Cover | b (mm) | Designation | Order No. |
|------|-------------|-------|--------|--------------------|------------|
| M 20 | with thread | | 50 | HDC 04A TOLU 1M20G | 1788820000 |

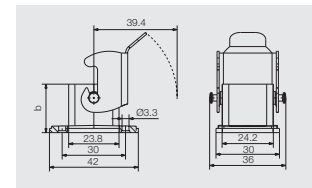


Base

Bulkhead housing



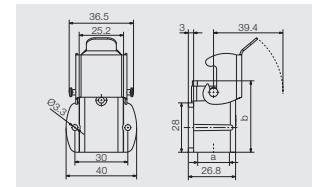
| Version | Cover | b (mm) | Designation | Order No. |
|---------|-------|--------|-------------|------------|
| | | 23 | HDC 04A ALU | 1497600000 |



Base housing



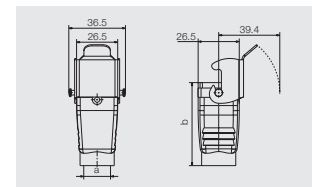
| a | Version | Cover | b (mm) | Designation | Order No. |
|------|-------------|-------|--------|-------------------|------------|
| M 20 | with thread | | 25.8 | HDC 04A SLU 1M20G | 1788830000 |



Coupling hood



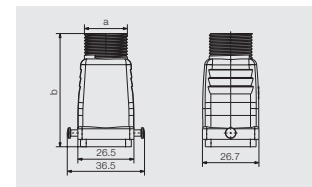
| a | Version | Cover | b (mm) | Designation | Order No. |
|------|-------------|-------|--------|--------------------|------------|
| M 20 | with thread | | 53.5 | HDC 04A KOLU 1M20G | 1788840000 |



Screw Mounting Housing



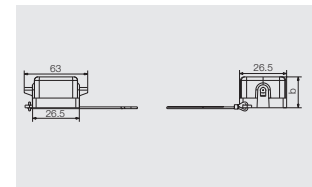
| a | Version | Cover | b (mm) | Designation | Order No. |
|---------|-------------|-------|--------|------------------------|------------|
| M 20 | with thread | | 54 | HDC 04A ELU 1M20G | 1900320000 |
| PG 13,5 | with thread | | 54 | HDC 04A ELU 1PG13G | 1900330000 |
| PG 13,5 | with thread | | 54 | HDC 04A ELU 1PG13G EXI | 1900350000 |



Cover



| Version | Designation | Order No. |
|-------------------|------------------|------------|
| for female insert | HDC 04A DMDL 2BO | 1665750000 |
| for male insert | HDC 04A DODL 2BO | 1665740000 |



HD series - the flexible connectors

250 V, 10 A, Size 1

8



Inserts

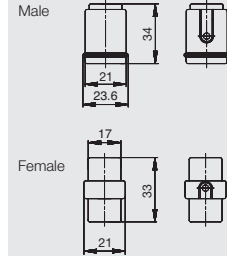
Crimp connection



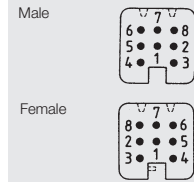
| Insert | Designation | Order No. |
|--------|-------------|------------|
| Male | HDC HD 8 MC | 1650590000 |
| Female | HDC HD 8 FC | 1650600000 |

Note Reduce the voltage to 42V when using a metal housing

Dimensions



Arrangement of contacts



Accessories

Crimp contacts

Surface silver



Surface gold



| Qty. | Male | Order No. | Female | Order No. |
|------|------------------------|------------|------------------------|------------|
| 100 | HDC-C-HD-SM0.14-0.37AG | 1651520000 | HDC-C-HD-BM0.14-0.37AG | 1651570000 |
| 100 | HDC-C-HD-SM0.5AG | 1651530000 | HDC-C-HD-BM0.5AG | 1651580000 |
| 100 | HDC-C-HD-SM0.75-1AG | 1601750000 | HDC-C-HD-BM0.75-1AG | 1601760000 |
| 100 | HDC-C-HD-SM1.5AG | 1651550000 | HDC-C-HD-BM1.5AG | 1651600000 |
| 100 | HDC-C-HD-SM2.5AG | 1651560000 | HDC-C-HD-BM2.5AG | 1651610000 |
| 100 | HDC-C-HD-SM0.14-0.37AU | 1651620000 | HDC-C-HD-BM0.14-0.37AU | 1651670000 |
| 100 | HDC-C-HD-SM0.5AU | 1651630000 | HDC-C-HD-BM0.5AU | 1651680000 |
| 100 | HDC-C-HD-SM0.75-1AU | 1651640000 | HDC-C-HD-BM0.75-1AU | 1651690000 |
| 100 | HDC-C-HD-SM1.5AU | 1651650000 | HDC-C-HD-BM1.5AU | 1651700000 |
| 100 | HDC-C-HD-SM2.5AU | 1651660000 | HDC-C-HD-BM2.5AU | 1651710000 |



Single contacts

| Conductor mm ² | AWG No. |
|---------------------------|---------|
| 0.14 - 0.37 | 22 |
| 0.50 | 20 |
| 0.75 - 1.00 | 18 |
| 1.50 | 16 |
| 2.50 | 14 |

Tools



| Crimping tool | Order No. |
|----------------------|------------|
| CTX CM 1.6/2.5 | 9018490000 |
| Contact removal tool | Order No. |
| Removal Tool HD | 1866730000 |

Selection of Housings RockStar® IP65
Size 1



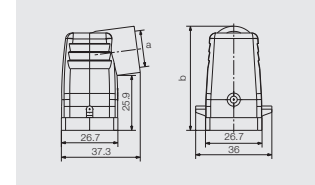
Hood

material: Diecast aluminium

Hood, Cable Entry sideways



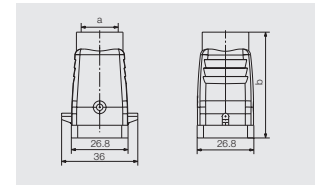
| a | Version | Cover | b (mm) | Designation | Order No. |
|------|-------------|-------|--------|--------------------|------------|
| M 20 | with thread | | 49.2 | HDC 04A TWLU 1M20G | 1788810000 |



Hood, Cable Entry at top



| a | Version | Cover | b (mm) | Designation | Order No. |
|------|-------------|-------|--------|--------------------|------------|
| M 20 | with thread | | 50 | HDC 04A TOLU 1M20G | 1788820000 |

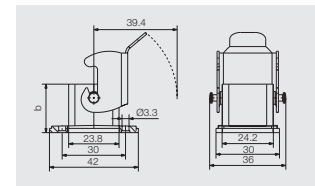


Base

Bulkhead housing



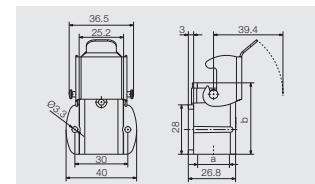
| Version | Cover | b (mm) | Designation | Order No. |
|---------|-------|--------|-------------|------------|
| | | 23 | HDC 04A ALU | 1497600000 |



Base housing



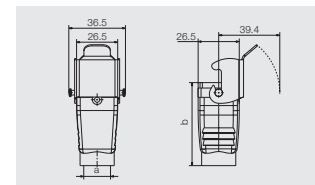
| a | Version | Cover | b (mm) | Designation | Order No. |
|------|-------------|-------|--------|-------------------|------------|
| M 20 | with thread | | 25.8 | HDC 04A SLU 1M20G | 1788830000 |



Coupling hood



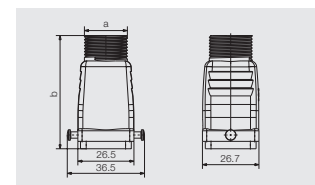
| a | Version | Cover | b (mm) | Designation | Order No. |
|------|-------------|-------|--------|--------------------|------------|
| M 20 | with thread | | 53.5 | HDC 04A KOLU 1M20G | 1788840000 |



Screw Mounting Housing



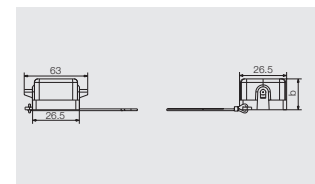
| a | Version | Cover | b (mm) | Designation | Order No. |
|---------|-------------|-------|--------|------------------------|------------|
| M 20 | with thread | | 54 | HDC 04A ELU 1M20G | 1900320000 |
| PG 13,5 | with thread | | 54 | HDC 04A ELU 1PG13G | 1900330000 |
| PG 13,5 | with thread | | 54 | HDC 04A ELU 1PG13G EXI | 1900350000 |



Cover



| Version | Designation | Order No. |
|-------------------|------------------|------------|
| for female insert | HDC 04A DMDL 2BO | 1665750000 |
| for male insert | HDC 04A DODL 2BO | 1665740000 |



HD series - the flexible connectors

250 V, 10 A, Size 2

15 + ⊕

Inserts

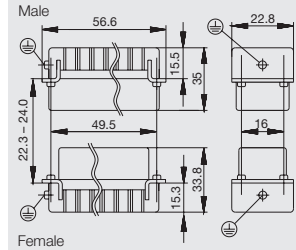


Crimp connection

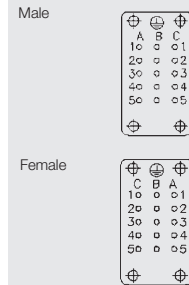


| Insert | Designation | Order No. |
|--------|--------------|------------|
| Female | HDC HD 15 FC | 1650660000 |
| Male | HDC HD 15 MC | 1650650000 |

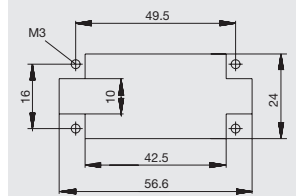
Dimensions



Arrangement of contacts



Mounting cut-out



Accessories

Crimp contacts

Surface silver



Surface gold



| Qty. | Male | Order No. | Female | Order No. |
|------|------------------------|------------|------------------------|------------|
| 100 | HDC-C-HD-SM0.14-0.37AG | 1651520000 | HDC-C-HD-BM0.14-0.37AG | 1651570000 |
| 100 | HDC-C-HD-SM0.5AG | 1651530000 | HDC-C-HD-BM0.5AG | 1651580000 |
| 100 | HDC-C-HD-SM0.75-1AG | 1601750000 | HDC-C-HD-BM0.75-1AG | 1601760000 |
| 100 | HDC-C-HD-SM1.5AG | 1651550000 | HDC-C-HD-BM1.5AG | 1651600000 |
| 100 | HDC-C-HD-SM2.5AG | 1651560000 | HDC-C-HD-BM2.5AG | 1651610000 |
| 100 | HDC-C-HD-SM0.14-0.37AU | 1651620000 | HDC-C-HD-BM0.14-0.37AU | 1651670000 |
| 100 | HDC-C-HD-SM0.5AU | 1651630000 | HDC-C-HD-BM0.5AU | 1651680000 |
| 100 | HDC-C-HD-SM0.75-1AU | 1651640000 | HDC-C-HD-BM0.75-1AU | 1651690000 |
| 100 | HDC-C-HD-SM1.5AU | 1651650000 | HDC-C-HD-BM1.5AU | 1651700000 |
| 100 | HDC-C-HD-SM2.5AU | 1651660000 | HDC-C-HD-BM2.5AU | 1651710000 |



Single contacts

| Conductor mm ² | AWG No. |
|---------------------------|---------|
| 0.14 - 0.37 | 22 |
| 0.50 | 20 |
| 0.75 - 1.00 | 18 |
| 1.50 | 16 |
| 2.50 | 14 |

Tools



| Crimping tool | Order No. |
|----------------------|------------|
| CTX CM 1.6/2.5 | 9018490000 |
| Contact removal tool | Order No. |
| Removal Tool HD | 1866730000 |

Selection of Housings RockStar® IP65
Size 2

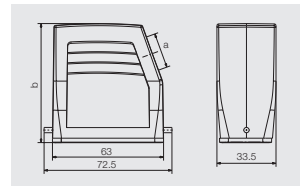


Hood

Hood, Cable Entry sideways



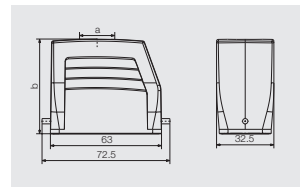
| a | Version | Cover | b (mm) | Designation | Order No. |
|------|-------------|-------|--------|--------------------|------------|
| M 20 | with thread | | 68 | HDC 15A TSLU 1M20G | 178860000 |
| M 25 | with thread | | 68 | HDC 15A TSLU 1M25G | 1788850000 |



Hood, Cable Entry at top



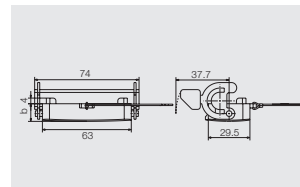
| a | Version | Cover | b (mm) | Designation | Order No. |
|------|-------------|-------|--------|--------------------|------------|
| M 20 | with thread | | 54 | HDC 10A TOLU 1M20G | 1788620000 |
| M 25 | with thread | | 54 | HDC 10A TOLU 1M25G | 1788610000 |



Cover



| Version | Designation | Order No. |
|-----------|------------------|------------|
| for hoods | HDC 10A DODL 1LB | 1665890000 |

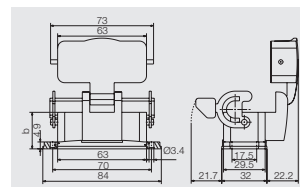


Base

Bulkhead housing



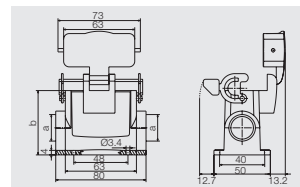
| Version | Cover | b (mm) | Designation | Order No. |
|---------|------------|--------|--------------|------------|
| | with cover | 37.5 | HDC 10A ADLU | 1664060000 |
| | | 25 | HDC 10A ALU | 1664040000 |



Base housing



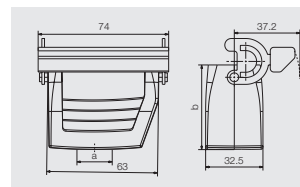
| a | Version | Cover | b (mm) | Designation | Order No. |
|------|-------------|------------|--------|--------------------|------------|
| M 20 | with thread | with cover | 69.5 | HDC 10A SDLU 2M20G | 1788660000 |
| M 25 | with thread | with cover | 69.5 | HDC 10A SDLU 2M25G | 1788650000 |
| M 20 | with thread | | 57 | HDC 10A SLU 2M20G | 1788640000 |
| M 25 | with thread | | 57 | HDC 10A SLU 2M25G | 1788630000 |



Coupling hood



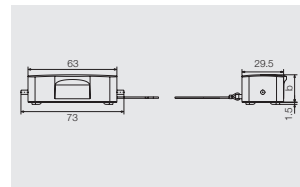
| a | Version | Cover | b (mm) | Designation | Order No. |
|------|-------------|-------|--------|-------------------|------------|
| M 25 | with thread | | 48 | HDC 10A KLU 1M25G | 1788670000 |



Cover



| Version | Designation | Order No. |
|-----------|------------------|------------|
| for bases | HDC 10A DMDL 2BO | 1665880000 |



HD series - the flexible connectors

250 V, 10 A, Size 3

16 + ⊕

Inserts

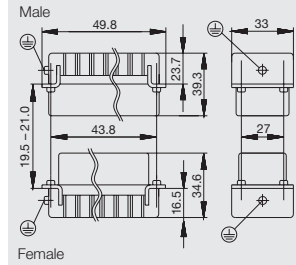


Crimp connection

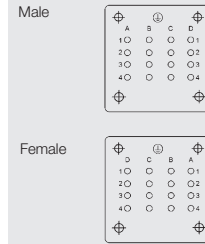


| Insert | Designation | Order No. |
|--------|--------------|------------|
| Male | HDC HD 16 MC | 1650710000 |
| Female | HDC HD 16 FC | 1650720000 |

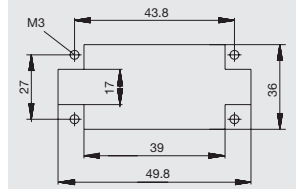
Dimensions



Arrangement of contacts



Mounting cut-out



Accessories

Crimp contacts

Surface silver



Surface gold



| Qty. | Male | Order No. | Female | Order No. |
|------|------------------------|------------|------------------------|------------|
| 100 | HDC-C-HD-SM0.14-0.37AG | 1651520000 | HDC-C-HD-BM0.14-0.37AG | 1651570000 |
| 100 | HDC-C-HD-SM0.5AG | 1651530000 | HDC-C-HD-BM0.5AG | 1651580000 |
| 100 | HDC-C-HD-SM0.75-1AG | 1601750000 | HDC-C-HD-BM0.75-1AG | 1601760000 |
| 100 | HDC-C-HD-SM1.5AG | 1651550000 | HDC-C-HD-BM1.5AG | 1651600000 |
| 100 | HDC-C-HD-SM2.5AG | 1651560000 | HDC-C-HD-BM2.5AG | 1651610000 |
| 100 | HDC-C-HD-SM0.14-0.37AU | 1651620000 | HDC-C-HD-BM0.14-0.37AU | 1651670000 |
| 100 | HDC-C-HD-SM0.5AU | 1651630000 | HDC-C-HD-BM0.5AU | 1651680000 |
| 100 | HDC-C-HD-SM0.75-1AU | 1651640000 | HDC-C-HD-BM0.75-1AU | 1651690000 |
| 100 | HDC-C-HD-SM1.5AU | 1651650000 | HDC-C-HD-BM1.5AU | 1651700000 |
| 100 | HDC-C-HD-SM2.5AU | 1651660000 | HDC-C-HD-BM2.5AU | 1651710000 |



Single contacts

| Conductor mm ² | AWG No. |
|---------------------------|---------|
| 0.14 - 0.37 | 22 |
| 0.50 | 20 |
| 0.75 - 1.00 | 18 |
| 1.50 | 16 |
| 2.50 | 14 |

Tools



| Crimping tool | Order No. |
|----------------------|------------|
| CTX CM 1.6/2.5 | 9018490000 |
| Contact removal tool | Order No. |
| Removal Tool HD | 1866730000 |

Selection of Housings RockStar® IP65
Size 3

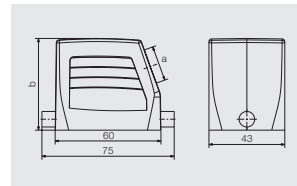


Hood

Hood, Cable Entry sideways



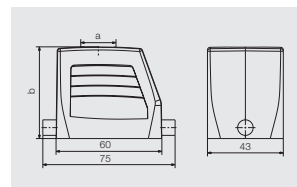
| a | Version | Cover | b (mm) | Designation | Order No. |
|------|-------------|-------|--------|--------------------|------------|
| M 20 | with thread | | 52 | HDC 06B TSLU 1M20G | 1788100000 |
| M 20 | with thread | | 52 | HDC 06B TSLU 1M20G | 1805930000 |
| M 25 | with thread | | 52 | HDC 06B TSLU 1M25G | 1788090000 |
| M 25 | with thread | | 72 | HDC 16D TSLU 1M25G | 1787480000 |



Hood, Cable Entry at top



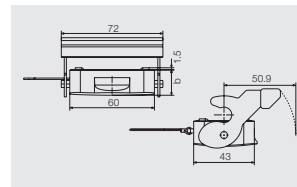
| a | Version | Cover | b (mm) | Designation | Order No. |
|------|-------------|-------|--------|--------------------|------------|
| M 20 | with thread | | 52 | HDC 06B TOLU 1M20G | 1788120000 |
| M 25 | with thread | | 52 | HDC 06B TOLU 1M25G | 1788110000 |
| M 25 | with thread | | 72 | HDC 16D TOLU 1M25G | 1787500000 |
| M 32 | with thread | | 72 | HDC 16D TOLU 1M32G | 1787490000 |



Cover



| Version | Designation | Order No. |
|-----------|------------------|------------|
| for hoods | HDC 06B DMDL 1LB | 1665210000 |

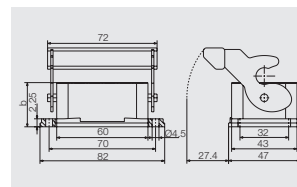


Base

Bulkhead housing



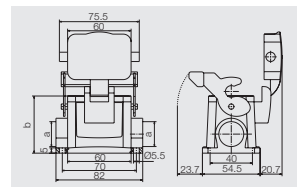
| Version | Cover | b (mm) | Designation | Order No. |
|---------|------------|--------|--------------|------------|
| | | 29 | HDC 06B ALU | 1202100000 |
| | with cover | 47 | HDC 06B ADLU | 1202500000 |



Base housing



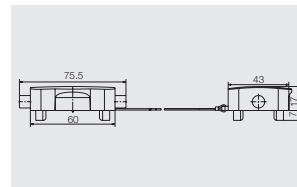
| a | Version | Cover | b (mm) | Designation | Order No. |
|------|-------------|------------|--------|--------------------|------------|
| M 20 | with thread | | 54 | HDC 06B SLU 2M20G | 1788140000 |
| M 20 | with thread | with cover | 72 | HDC 06B SDLU 2M20G | 1788170000 |
| M 25 | with thread | | 54 | HDC 06B SLU 2M25G | 1788130000 |
| M 25 | with thread | with cover | 72 | HDC 06B SDLU 2M25G | 1788160000 |



Cover



| Version | Designation | Order No. |
|-----------|------------------|------------|
| for bases | HDC 06B DODL 2BO | 1665200000 |



B

HD series - the flexible connectors

250 V, 10 A, Size 4

24 + ⊕

Inserts

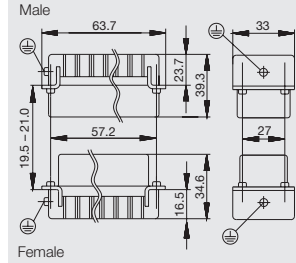


Crimp connection

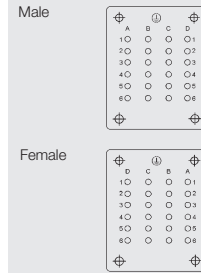


| Insert | Designation | Order No. |
|--------|--------------|------------|
| Male | HDC HD 24 MC | 1650870000 |
| Female | HDC HD 24 FC | 1650890000 |

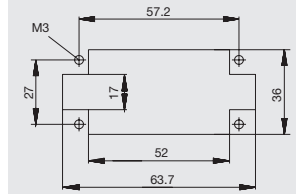
Dimensions



Arrangement of contacts



Mounting cut-out



Accessories

Crimp contacts

Surface silver



Surface gold



| Qty. | Male | Order No. | Female | Order No. |
|------|------------------------|------------|------------------------|------------|
| 100 | HDC-C-HD-SM0.14-0.37AG | 1651520000 | HDC-C-HD-BM0.14-0.37AG | 1651570000 |
| 100 | HDC-C-HD-SM0.5AG | 1651530000 | HDC-C-HD-BM0.5AG | 1651580000 |
| 100 | HDC-C-HD-SM0.75-1AG | 1601750000 | HDC-C-HD-BM0.75-1AG | 1601760000 |
| 100 | HDC-C-HD-SM1.5AG | 1651550000 | HDC-C-HD-BM1.5AG | 1651600000 |
| 100 | HDC-C-HD-SM2.5AG | 1651560000 | HDC-C-HD-BM2.5AG | 1651610000 |
| 100 | HDC-C-HD-SM0.14-0.37AU | 1651620000 | HDC-C-HD-BM0.14-0.37AU | 1651670000 |
| 100 | HDC-C-HD-SM0.5AU | 1651630000 | HDC-C-HD-BM0.5AU | 1651680000 |
| 100 | HDC-C-HD-SM0.75-1AU | 1651640000 | HDC-C-HD-BM0.75-1AU | 1651690000 |
| 100 | HDC-C-HD-SM1.5AU | 1651650000 | HDC-C-HD-BM1.5AU | 1651700000 |
| 100 | HDC-C-HD-SM2.5AU | 1651660000 | HDC-C-HD-BM2.5AU | 1651710000 |



Single contacts

| Conductor mm ² | AWG No. |
|---------------------------|---------|
| 0.14 - 0.37 | 22 |
| 0.50 | 20 |
| 0.75 - 1.00 | 18 |
| 1.50 | 16 |
| 2.50 | 14 |

Tools



| Crimping tool | Order No. |
|----------------------|------------|
| CTX CM 1.6/2.5 | 9018490000 |
| Contact removal tool | Order No. |
| Removal Tool HD | 1866730000 |

Selection of Housings RockStar® IP65
Size 4



Hood

Hood, Cable Entry sideways



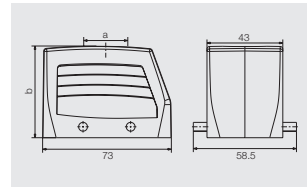
| a | Version | Cover | b (mm) | Designation | Order No. |
|------|-------------|-------|--------|--------------------|------------|
| M 20 | with thread | | 52 | HDC 10B TSBU 1M20G | 1787560000 |
| M 25 | with thread | | 52 | HDC 10B TSBU 1M25G | 1787550000 |
| M 25 | with thread | | 72 | HDC 24D TSBU 1M25G | 1787240000 |
| M 32 | with thread | | 72 | HDC 24D TSBU 1M32G | 1787230000 |



Hood, Cable Entry at top



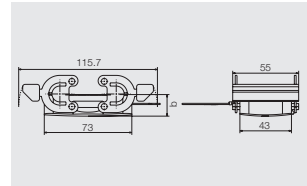
| a | Version | Cover | b (mm) | Designation | Order No. |
|------|-------------|-------|--------|--------------------|------------|
| M 20 | with thread | | 52 | HDC 10B TOBU 1M20G | 1787600000 |
| M 25 | with thread | | 52 | HDC 10B TOBU 1M25G | 1787590000 |
| M 25 | with thread | | 72 | HDC 24D TOBU 1M25G | 1787300000 |
| M 32 | with thread | | 72 | HDC 24D TOBU 1M32G | 1787290000 |



Cover



| Version | Designation | Order No. |
|-----------|------------------|------------|
| for hoods | HDC 10B DMDQ 2QB | 1665240000 |

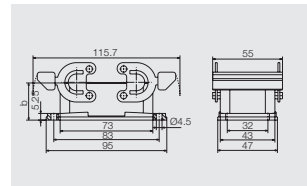


Base

Bulkhead housing



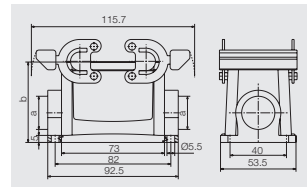
| Version | Cover | b (mm) | Designation | Order No. |
|---------|-------|--------|-------------|------------|
| | | 29.3 | HDC 10B ABU | 1205000000 |



Base housing



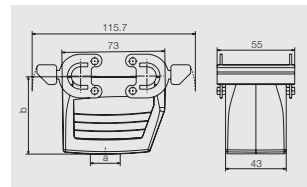
| a | Version | Cover | b (mm) | Designation | Order No. |
|------|-------------|-------|--------|-------------------|------------|
| M 20 | with thread | | 57 | HDC 10B SBU 2M20G | 1787640000 |
| M 25 | with thread | | 57 | HDC 10B SBU 2M25G | 1787630000 |
| M 25 | with thread | | 74 | HDC 24D SBU 2M25G | 1787350000 |
| M 32 | with thread | | 74 | HDC 24D SBU 2M32G | 1787360000 |



Coupling hood



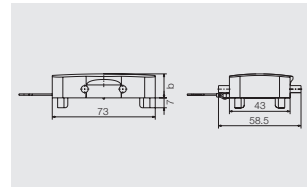
| a | Version | Cover | b (mm) | Designation | Order No. |
|------|-------------|-------|--------|-------------------|------------|
| M 20 | with thread | | 55 | HDC 10B KBU 1M20G | 1787720000 |



Cover



| Version | Designation | Order No. |
|-----------|------------------|------------|
| for bases | HDC 10B DODQ 4B0 | 1665230000 |



HD series - the flexible connectors

250 V, 10 A, Size 5

25 + ⊕

Inserts

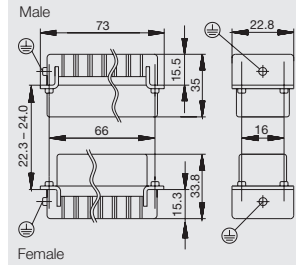


Crimp connection

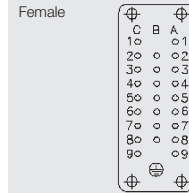
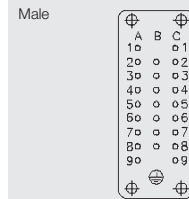


| Insert | Designation | Order No. |
|--------|--------------|------------|
| Male | HDC HD 25 MC | 1650810000 |
| Female | HDC HD 25 FC | 1650820000 |

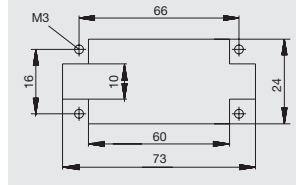
Dimensions



Arrangement of contacts



Mounting cut-out



Accessories

Crimp contacts

Surface silver



Surface gold



| Qty. | Male | Order No. | Female | Order No. |
|------|------------------------|------------|------------------------|------------|
| 100 | HDC-C-HD-SM0.14-0.37AG | 1651520000 | HDC-C-HD-BM0.14-0.37AG | 1651570000 |
| 100 | HDC-C-HD-SM0.5AG | 1651530000 | HDC-C-HD-BM0.5AG | 1651580000 |
| 100 | HDC-C-HD-SM0.75-1AG | 1601750000 | HDC-C-HD-BM0.75-1AG | 1601760000 |
| 100 | HDC-C-HD-SM1.5AG | 1651550000 | HDC-C-HD-BM1.5AG | 1651600000 |
| 100 | HDC-C-HD-SM2.5AG | 1651560000 | HDC-C-HD-BM2.5AG | 1651610000 |
| 100 | HDC-C-HD-SM0.14-0.37AU | 1651620000 | HDC-C-HD-BM0.14-0.37AU | 1651670000 |
| 100 | HDC-C-HD-SM0.5AU | 1651630000 | HDC-C-HD-BM0.5AU | 1651680000 |
| 100 | HDC-C-HD-SM0.75-1AU | 1651640000 | HDC-C-HD-BM0.75-1AU | 1651690000 |
| 100 | HDC-C-HD-SM1.5AU | 1651650000 | HDC-C-HD-BM1.5AU | 1651700000 |
| 100 | HDC-C-HD-SM2.5AU | 1651660000 | HDC-C-HD-BM2.5AU | 1651710000 |



Single contacts

| Conductor mm ² | AWG No. |
|---------------------------|---------|
| 0.14 - 0.37 | 22 |
| 0.50 | 20 |
| 0.75 - 1.00 | 18 |
| 1.50 | 16 |
| 2.50 | 14 |

Tools



| Crimping tool | Order No. |
|----------------------|------------|
| CTX CM 1.6/2.5 | 9018490000 |
| Contact removal tool | Order No. |
| Removal Tool HD | 1866730000 |

Selection of Housings RockStar® IP65
Size 5

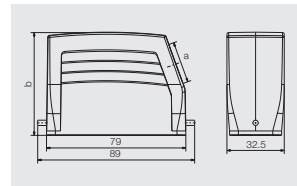


Hood

Hood, Cable Entry sideways



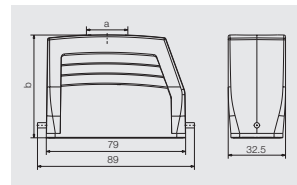
| a | Version | Cover | b (mm) | Designation | Order No. |
|------|-------------|-------|--------|--------------------|------------|
| M 25 | with thread | | 58 | HDC 16A TSLU 1M25G | 1788740000 |
| M 20 | with thread | | 72 | HDC 25A TSLU 1M20G | 1788680000 |
| M 25 | with thread | | 72 | HDC 25A TSLU 1M25G | 1788690000 |



Hood, Cable Entry at top



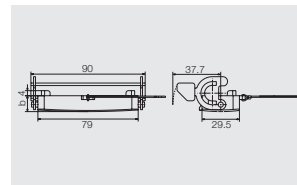
| a | Version | Cover | b (mm) | Designation | Order No. |
|------|-------------|-------|--------|--------------------|------------|
| M 25 | with thread | | 58 | HDC 16A TOLU 1M25G | 1788750000 |
| M 20 | with thread | | 72 | HDC 25A TOLU 1M20G | 1788710000 |
| M 25 | with thread | | 72 | HDC 25A TOLU 1M25G | 1788700000 |



Cover



| Version | Designation | Order No. |
|-----------|------------------|------------|
| for hoods | HDC 16A DODL 1LB | 1665900000 |

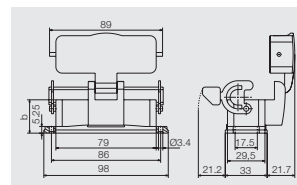


Base

Bulkhead housing



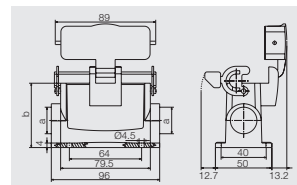
| Version | Cover | b (mm) | Designation | Order No. |
|---------|------------|--------|--------------|------------|
| | with cover | 44.5 | HDC 16A ADLU | 1664940000 |
| | | 25 | HDC 16A ALU | 1664920000 |



Base housing



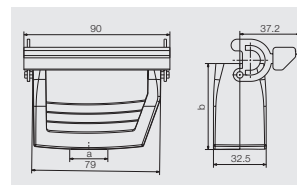
| a | Version | Cover | b (mm) | Designation | Order No. |
|------|-------------|------------|--------|--------------------|------------|
| M 20 | with thread | with cover | 76.5 | HDC 16A SDLU 2M20G | 1788790000 |
| M 25 | with thread | with cover | 76.5 | HDC 16A SDLU 2M25G | 1788780000 |
| M 20 | with thread | | 57 | HDC 16A SLU 2M20G | 1788770000 |
| M 25 | with thread | | 57 | HDC 16A SLU 2M25G | 1788760000 |



Coupling hood



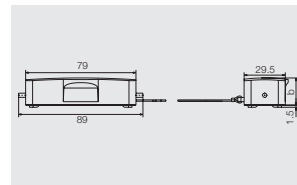
| a | Version | Cover | b (mm) | Designation | Order No. |
|------|-------------|-------|--------|-------------------|------------|
| M 25 | with thread | | 53 | HDC 16A KLU 1M25G | 1788800000 |



Cover



| Version | Designation | Order No. |
|-----------|------------------|------------|
| for bases | HDC 16A DMDL 2BO | 1665910000 |



HD series - the flexible connectors

250 V, 10 A, Size 6

40 + ⊕

Inserts

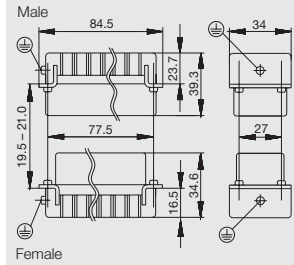


Crimp connection

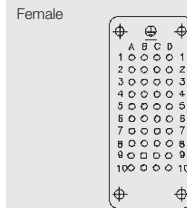
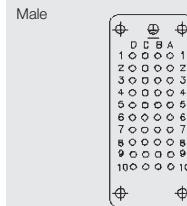


| Insert | Designation | Order No. |
|--------|--------------|------------|
| Male | HDC HD 40 MC | 1601710000 |
| Female | HDC HD 40 FC | 1601730000 |

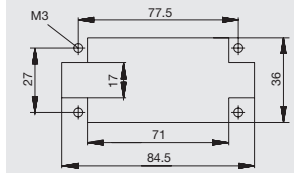
Dimensions



Arrangement of contacts



Mounting cut-out



Accessories

Crimp contacts

Surface silver



Surface gold



| Qty. | Male | Order No. | Female | Order No. |
|------|------------------------|------------|------------------------|------------|
| 100 | HDC-C-HD-SM0.14-0.37AG | 1651520000 | HDC-C-HD-BM0.14-0.37AG | 1651570000 |
| 100 | HDC-C-HD-SM0.5AG | 1651530000 | HDC-C-HD-BM0.5AG | 1651580000 |
| 100 | HDC-C-HD-SM0.75-1AG | 1601750000 | HDC-C-HD-BM0.75-1AG | 1601760000 |
| 100 | HDC-C-HD-SM1.5AG | 1651550000 | HDC-C-HD-BM1.5AG | 1651600000 |
| 100 | HDC-C-HD-SM2.5AG | 1651560000 | HDC-C-HD-BM2.5AG | 1651610000 |
| 100 | HDC-C-HD-SM0.14-0.37AU | 1651620000 | HDC-C-HD-BM0.14-0.37AU | 1651670000 |
| 100 | HDC-C-HD-SM0.5AU | 1651630000 | HDC-C-HD-BM0.5AU | 1651680000 |
| 100 | HDC-C-HD-SM0.75-1AU | 1651640000 | HDC-C-HD-BM0.75-1AU | 1651690000 |
| 100 | HDC-C-HD-SM1.5AU | 1651650000 | HDC-C-HD-BM1.5AU | 1651700000 |
| 100 | HDC-C-HD-SM2.5AU | 1651660000 | HDC-C-HD-BM2.5AU | 1651710000 |



Single contacts

| Conductor mm ² | AWG No. |
|---------------------------|---------|
| 0.14 - 0.37 | 22 |
| 0.50 | 20 |
| 0.75 - 1.00 | 18 |
| 1.50 | 16 |
| 2.50 | 14 |

Tools



| Crimping tool | Order No. |
|----------------------|------------|
| CTX CM 1.6/2.5 | 9018490000 |
| Contact removal tool | Order No. |
| Removal Tool HD | 1866730000 |

Selection of Housings RockStar® IP65
Size 6

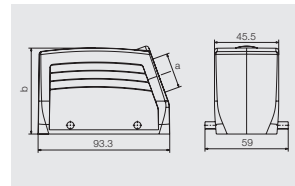


Hood

Hood, Cable Entry sideways



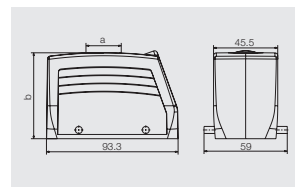
| a | Version | Cover | b (mm) | Designation | Order No. |
|------|-------------|-------|--------|--------------------|------------|
| M 25 | with thread | | 61 | HDC 16B TSBU 1M25G | 1788180000 |
| M 25 | with thread | | 76 | HDC 40D TSBU 1M25G | 1787010000 |
| M 32 | with thread | | 76 | HDC 40D TSBU 1M32G | 1787000000 |



Hood, Cable Entry at top



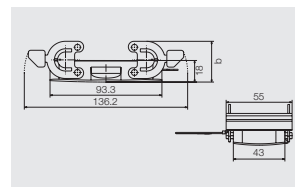
| a | Version | Cover | b (mm) | Designation | Order No. |
|------|-------------|-------|--------|--------------------|------------|
| M 25 | with thread | | 61 | HDC 16B TOBU 1M25G | 1788210000 |
| M 25 | with thread | | 76 | HDC 40D TOBU 1M25G | 1787070000 |
| M 32 | with thread | | 76 | HDC 40D TOBU 1M32G | 1787060000 |



Cover



| Version | Designation | Order No. |
|-----------|------------------|------------|
| for hoods | HDC 16B DMDQ 2QB | 1665270000 |

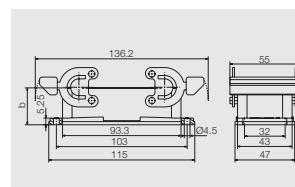


Base

Bulkhead housing



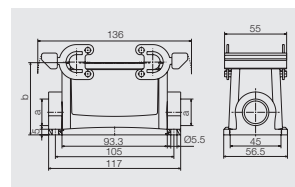
| Version | Cover | b (mm) | Designation | Order No. |
|---------|-------|--------|-------------|------------|
| | | 29 | HDC 16B ABU | 1208600000 |



Base housing



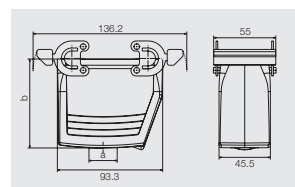
| a | Version | Cover | b (mm) | Designation | Order No. |
|------|-------------|-------|--------|-------------------|------------|
| M 25 | with thread | | 64 | HDC 16B SBU 2M25G | 1788240000 |
| M 25 | with thread | | 84 | HDC 40D SBU 2M25G | 1787120000 |
| M 32 | with thread | | 84 | HDC 40D SBU 2M32G | 1787110000 |



Coupling hood



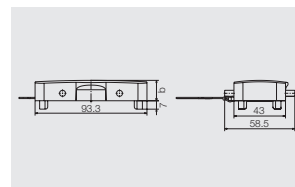
| a | Version | Cover | b (mm) | Designation | Order No. |
|------|-------------|-------|--------|-------------------|------------|
| M 25 | with thread | | 79 | HDC 40D KBU 1M25G | 1787200000 |
| M 32 | with thread | | 79 | HDC 40D KBU 1M32G | 1787190000 |



Cover



| Version | Designation | Order No. |
|-----------|------------------|------------|
| for bases | HDC 16B DODQ 4B0 | 1665260000 |



HD series - the flexible connectors

250 V, 10 A, Size 7

50 + ⊕

Inserts



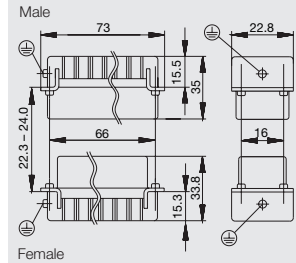
Crimp connection



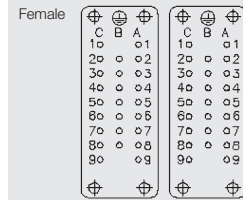
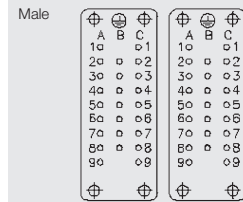
| Insert | Designation | Order No. |
|--------|--------------|------------|
| Male | HDC HD 25 MC | 1650810000 |
| Female | HDC HD 25 FC | 1650820000 |

Note Please use this type of insert twice to create 50 pole units.

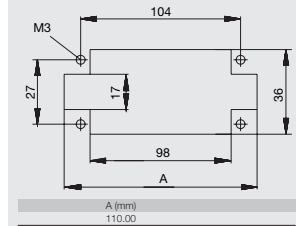
Dimensions



Arrangement of contacts



Mounting cut-out



Accessories

Crimp contacts

Surface silver



Surface gold



| Qty. | Male | Order No. | Female | Order No. |
|------|------------------------|------------|------------------------|------------|
| 100 | HDC-C-HD-SM0.14-0.37AG | 1651520000 | HDC-C-HD-BM0.14-0.37AG | 1651570000 |
| 100 | HDC-C-HD-SM0.5AG | 1651530000 | HDC-C-HD-BM0.5AG | 1651580000 |
| 100 | HDC-C-HD-SM0.75-1AG | 1601750000 | HDC-C-HD-BM0.75-1AG | 1601760000 |
| 100 | HDC-C-HD-SM1.5AG | 1651550000 | HDC-C-HD-BM1.5AG | 1651600000 |
| 100 | HDC-C-HD-SM2.5AG | 1651560000 | HDC-C-HD-BM2.5AG | 1651610000 |
| 100 | HDC-C-HD-SM0.14-0.37AU | 1651620000 | HDC-C-HD-BM0.14-0.37AU | 1651670000 |
| 100 | HDC-C-HD-SM0.5AU | 1651630000 | HDC-C-HD-BM0.5AU | 1651680000 |
| 100 | HDC-C-HD-SM0.75-1AU | 1651640000 | HDC-C-HD-BM0.75-1AU | 1651690000 |
| 100 | HDC-C-HD-SM1.5AU | 1651650000 | HDC-C-HD-BM1.5AU | 1651700000 |
| 100 | HDC-C-HD-SM2.5AU | 1651660000 | HDC-C-HD-BM2.5AU | 1651710000 |



Single contacts

| Conductor mm ² | AWG No. |
|---------------------------|---------|
| 0.14 - 0.37 | 22 |
| 0.50 | 20 |
| 0.75 - 1.00 | 18 |
| 1.50 | 16 |
| 2.50 | 14 |

Tools



| Crimping tool | Order No. |
|----------------|------------|
| CTX CM 1.6/2.5 | 9018490000 |

| Contact removal tool | Order No. |
|----------------------|------------|
| Removal Tool HD | 1866730000 |

**Selection of Housings RockStar® IP65
Size 7**

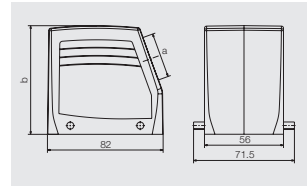


Hood

Hood, Cable Entry sideways



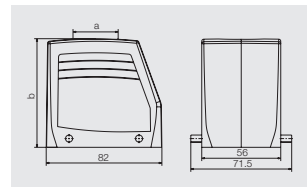
| a | Version | Cover | b (mm) | Designation | Order No. |
|------|-------------|-------|--------|--------------------|-------------------|
| M 25 | with thread | | 75 | HDC 32A TSBU 1M25G | 1787960000 |
| M 32 | with thread | | 75 | HDC 32A TSBU 1M32G | 1787950000 |



Hood, Cable Entry at top



| a | Version | Cover | b (mm) | Designation | Order No. |
|------|-------------|-------|--------|--------------------|-------------------|
| M 32 | with thread | | 75 | HDC 32A TOBU 1M32G | 1787990000 |

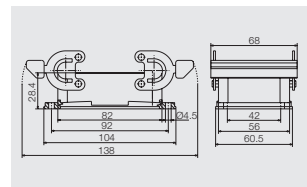


Base

Bulkhead housing



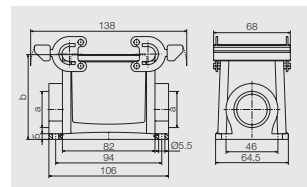
| Version | Cover | b (mm) | Designation | Order No. |
|---------|-------|--------|-------------|-------------------|
| | | 25 | HDC 32A ABU | 1665860000 |



Base housing



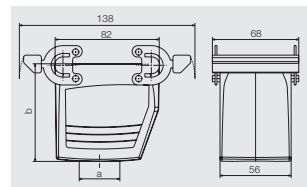
| a | Version | Cover | b (mm) | Designation | Order No. |
|------|-------------|-------|--------|-------------------|-------------------|
| M 25 | with thread | | 75 | HDC 32A SBU 2M25G | 1788040000 |



Coupling hood



| a | Version | Cover | b (mm) | Designation | Order No. |
|------|-------------|-------|--------|-------------------|-------------------|
| M 25 | with thread | | 76.5 | HDC 32A KBU 1M25G | 1788080000 |
| M 32 | with thread | | 76.5 | HDC 32A KBU 1M32G | 1788070000 |



HD series - the flexible connectors

250 V, 10 A, Size 8

64 + ⊕

Inserts

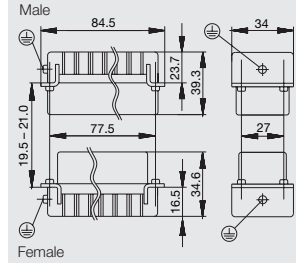


Crimp connection

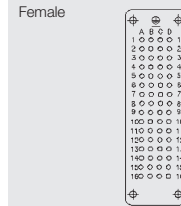



| Insert | Designation | Order No. |
|--------|--------------|------------|
| Male | HDC HD 64 MC | 1601720000 |
| Female | HDC HD 64 FC | 1601740000 |

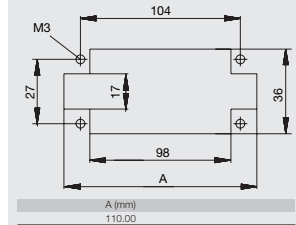
Dimensions



Arrangement of contacts



Mounting cut-out



Accessories

Crimp contacts

Surface silver



Surface gold



| Qty. | Male | Order No. | Female | Order No. |
|------|------------------------|------------|------------------------|------------|
| 100 | HDC-C-HD-SM0.14-0.37AG | 1651520000 | HDC-C-HD-BM0.14-0.37AG | 1651570000 |
| 100 | HDC-C-HD-SM0.5AG | 1651530000 | HDC-C-HD-BM0.5AG | 1651580000 |
| 100 | HDC-C-HD-SM0.75-1AG | 1601750000 | HDC-C-HD-BM0.75-1AG | 1601760000 |
| 100 | HDC-C-HD-SM1.5AG | 1651550000 | HDC-C-HD-BM1.5AG | 1651600000 |
| 100 | HDC-C-HD-SM2.5AG | 1651560000 | HDC-C-HD-BM2.5AG | 1651610000 |
| 100 | HDC-C-HD-SM0.14-0.37AU | 1651620000 | HDC-C-HD-BM0.14-0.37AU | 1651670000 |
| 100 | HDC-C-HD-SM0.5AU | 1651630000 | HDC-C-HD-BM0.5AU | 1651680000 |
| 100 | HDC-C-HD-SM0.75-1AU | 1651640000 | HDC-C-HD-BM0.75-1AU | 1651690000 |
| 100 | HDC-C-HD-SM1.5AU | 1651650000 | HDC-C-HD-BM1.5AU | 1651700000 |
| 100 | HDC-C-HD-SM2.5AU | 1651660000 | HDC-C-HD-BM2.5AU | 1651710000 |



Single contacts

| Conductor mm ² | AWG No. |
|---------------------------|---------|
| 0.14 - 0.37 | 22 |
| 0.50 | 20 |
| 0.75 - 1.00 | 18 |
| 1.50 | 16 |
| 2.50 | 14 |

Tools



| Crimping tool | Order No. |
|----------------------|------------|
| CTX CM 1.6/2.5 | 9018490000 |
| Contact removal tool | Order No. |
| Removal Tool HD | 1866730000 |

Selection of Housings RockStar® IP65
Size 8

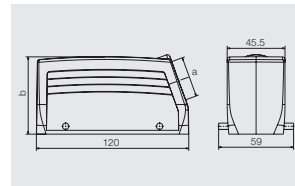


Hood

Hood, Cable Entry sideways



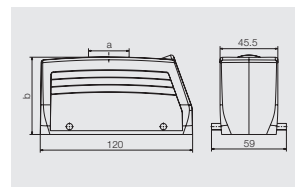
| a | Version | Cover | b (mm) | Designation | Order No. |
|------|-------------|-------|--------|--------------------|------------|
| M 25 | with thread | | 61 | HDC 24B TSBU 1M25G | 1787760000 |
| M 32 | with thread | | 61 | HDC 24B TSBU 1M32G | 1787750000 |
| M 25 | with thread | | 76 | HDC 64D TSBU 1M25G | 1786780000 |
| M 32 | with thread | | 76 | HDC 64D TSBU 1M32G | 1786770000 |



Hood, Cable Entry at top



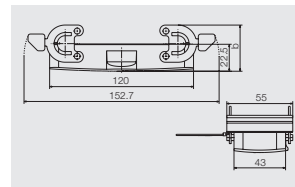
| a | Version | Cover | b (mm) | Designation | Order No. |
|------|-------------|-------|--------|--------------------|------------|
| M 25 | with thread | | 61 | HDC 24B TOBU 1M25G | 1787820000 |
| M 32 | with thread | | 61 | HDC 24B TOBU 1M32G | 1787810000 |
| M 32 | with thread | | 76 | HDC 64D TOBU 1M32G | 1786830000 |



Cover



| Version | Designation | Order No. |
|-----------|------------------|------------|
| for hoods | HDC 24B DMDQ 2QB | 1665640000 |

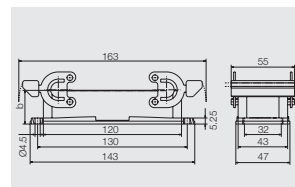


Base

Bulkhead housing



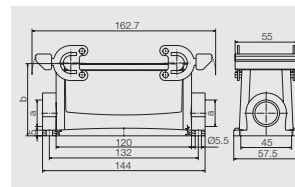
| Version | Cover | b (mm) | Designation | Order No. |
|---------|-------|--------|-------------|------------|
| | | 29.3 | HDC 24B ABU | 1212400000 |



Base housing



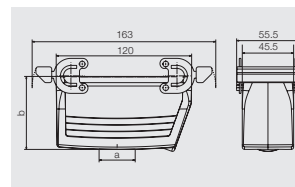
| a | Version | Cover | b (mm) | Designation | Order No. |
|------|-------------|-------|--------|-------------------|------------|
| M 25 | with thread | | 64 | HDC 24B SBU 2M25G | 1787870000 |
| M 25 | with thread | | 84 | HDC 64D SBU 2M25G | 1786890000 |
| M 32 | with thread | | 84 | HDC 64D SBU 2M32G | 1786880000 |



Coupling hood



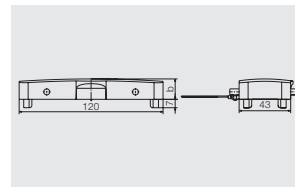
| a | Version | Cover | b (mm) | Designation | Order No. |
|------|-------------|-------|--------|-------------------|------------|
| M 25 | with thread | | 65 | HDC 24B KBU 1M25G | 1787920000 |
| M 32 | with thread | | 79 | HDC 64D KBU 1M32G | 1786960000 |



Cover



| Version | Designation | Order No. |
|-----------|------------------|------------|
| for bases | HDC 24B DODQ 4B0 | 1665630000 |



HD series - the flexible connectors


250 V, 10 A, Size 10

80 + ⊕

Inserts



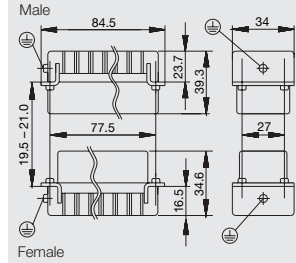
Crimp connection



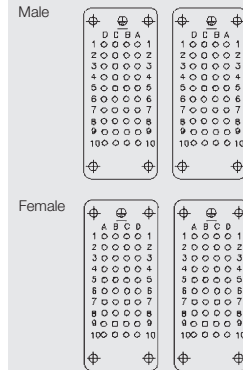
| Insert | Designation | Order No. |
|--------|--------------|------------|
| Male | HDC HD 40 MC | 1601710000 |
| Female | HDC HD 40 FC | 1601730000 |

Note Please use this type of insert twice to create 40 pole units.

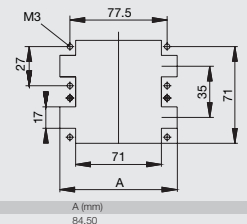
Dimensions



Arrangement of contacts



Mounting cut-out



Accessories

Crimp contacts

Surface silver



Surface gold



| Qty. | Male | Order No. | Female | Order No. |
|------|------------------------|------------|------------------------|------------|
| 100 | HDC-C-HD-SM0.14-0.37AG | 1651520000 | HDC-C-HD-BM0.14-0.37AG | 1651570000 |
| 100 | HDC-C-HD-SM0.5AG | 1651530000 | HDC-C-HD-BM0.5AG | 1651580000 |
| 100 | HDC-C-HD-SM0.75-1AG | 1601750000 | HDC-C-HD-BM0.75-1AG | 1601760000 |
| 100 | HDC-C-HD-SM1.5AG | 1651550000 | HDC-C-HD-BM1.5AG | 1651600000 |
| 100 | HDC-C-HD-SM2.5AG | 1651560000 | HDC-C-HD-BM2.5AG | 1651610000 |
| 100 | HDC-C-HD-SM0.14-0.37AU | 1651620000 | HDC-C-HD-BM0.14-0.37AU | 1651670000 |
| 100 | HDC-C-HD-SM0.5AU | 1651630000 | HDC-C-HD-BM0.5AU | 1651680000 |
| 100 | HDC-C-HD-SM0.75-1AU | 1651640000 | HDC-C-HD-BM0.75-1AU | 1651690000 |
| 100 | HDC-C-HD-SM1.5AU | 1651650000 | HDC-C-HD-BM1.5AU | 1651700000 |
| 100 | HDC-C-HD-SM2.5AU | 1651660000 | HDC-C-HD-BM2.5AU | 1651710000 |



Single contacts

| Conductor mm ² | AWG No. |
|---------------------------|---------|
| 0.14 - 0.37 | 22 |
| 0.50 | 20 |
| 0.75 - 1.00 | 18 |
| 1.50 | 16 |
| 2.50 | 14 |

Tools



| Crimping tool | Order No. |
|----------------|------------|
| CTX CM 1.6/2.5 | 9018490000 |

| Contact removal tool | Order No. |
|----------------------|------------|
| Removal Tool HD | 1866730000 |

Selection of Housings RockStar® IP65
Size 10

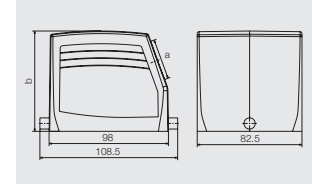


Hood

Hood, Cable Entry sideways



| a | Version | Cover | b (mm) | Designation | Order No. |
|------|-------------|-------|--------|--------------------|------------|
| M 32 | with thread | | 79 | HDC 32B TSLU 1M32G | 1788420000 |

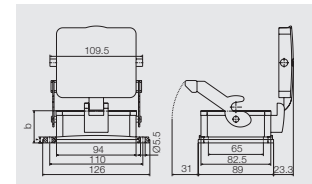


Base

Bulkhead housing



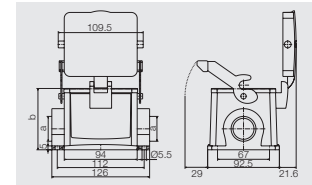
| Version | Cover | b (mm) | Designation | Order No. |
|---------|------------|--------|--------------|------------|
| | with cover | 55 | HDC 32B ADLU | 1219800000 |
| | | 38 | HDC 32B ALU | 1219500000 |



Base housing



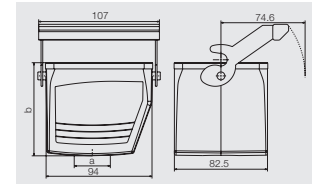
| a | Version | Cover | b (mm) | Designation | Order No. |
|------|-------------|------------|--------|--------------------|------------|
| M 32 | with thread | with cover | 96 | HDC 32B SDLU 2M32G | 1788490000 |
| M 32 | with thread | | 79 | HDC 32B SLU 2M32G | 1788470000 |



Coupling hood



| a | Version | Cover | b (mm) | Designation | Order No. |
|------|-------------|-------|--------|-------------------|------------|
| M 32 | with thread | | 83 | HDC 32B KLU 1M32G | 1788500000 |



HD series - the flexible connectors

250 V, 10 A, Size 12

128 + ⊕

Inserts



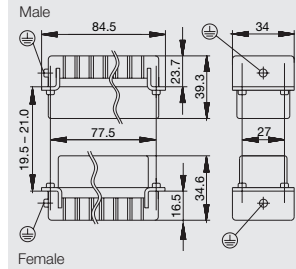
Crimp connection



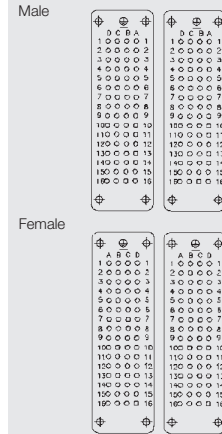
| Insert | Designation | Order No. |
|--------|--------------|------------|
| Male | HDC HD 64 MC | 1601720000 |
| Female | HDC HD 64 FC | 1601740000 |

Note Please use this type of insert twice to create 128 pole units.

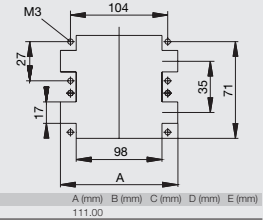
Dimensions



Arrangement of contacts



Mounting cut-out



Accessories

Crimp contacts

Surface silver



Surface gold



| Qty. | Male | Order No. | Female | Order No. |
|------|------------------------|------------|------------------------|------------|
| 100 | HDC-C-HD-SM0.14-0.37AG | 1651520000 | HDC-C-HD-BM0.14-0.37AG | 1651570000 |
| 100 | HDC-C-HD-SM0.5AG | 1651530000 | HDC-C-HD-BM0.5AG | 1651580000 |
| 100 | HDC-C-HD-SM0.75-1AG | 1601750000 | HDC-C-HD-BM0.75-1AG | 1601760000 |
| 100 | HDC-C-HD-SM1.5AG | 1651550000 | HDC-C-HD-BM1.5AG | 1651600000 |
| 100 | HDC-C-HD-SM2.5AG | 1651560000 | HDC-C-HD-BM2.5AG | 1651610000 |
| 100 | HDC-C-HD-SM0.14-0.37AU | 1651620000 | HDC-C-HD-BM0.14-0.37AU | 1651670000 |
| 100 | HDC-C-HD-SM0.5AU | 1651630000 | HDC-C-HD-BM0.5AU | 1651680000 |
| 100 | HDC-C-HD-SM0.75-1AU | 1651640000 | HDC-C-HD-BM0.75-1AU | 1651690000 |
| 100 | HDC-C-HD-SM1.5AU | 1651650000 | HDC-C-HD-BM1.5AU | 1651700000 |
| 100 | HDC-C-HD-SM2.5AU | 1651660000 | HDC-C-HD-BM2.5AU | 1651710000 |



Single contacts

| Conductor mm ² | AWG No. |
|---------------------------|---------|
| 0.14 - 0.37 | 22 |
| 0.50 | 20 |
| 0.75 - 1.00 | 18 |
| 1.50 | 16 |
| 2.50 | 14 |

Tools



| Crimping tool | Order No. |
|----------------|------------|
| CTX CM 1.6/2.5 | 9018490000 |

| Contact removal tool | Order No. |
|----------------------|------------|
| Removal Tool HD | 1866730000 |

Selection of Housings RockStar® IP65
Size 12

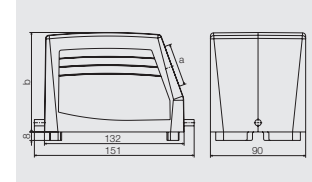


Hood

Hood, Cable Entry sideways



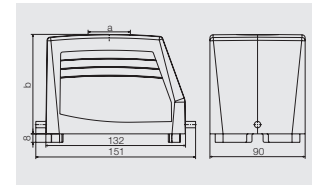
| a | Version | Cover | b (mm) | Designation | Order No. |
|------|-------------|-------|--------|--------------------|------------|
| M 32 | with thread | | 94 | HDC 48B TSLU 1M32G | 1788320000 |
| M 40 | with thread | | 94 | HDC 48B TSLU 1M40G | 1788310000 |
| M 50 | with thread | | 94 | HDC 48B TSLU 1M50G | 1788300000 |



Hood, Cable Entry at top



| a | Version | Cover | b (mm) | Designation | Order No. |
|------|-------------|-------|--------|--------------------|------------|
| M 32 | with thread | | 94 | HDC 48B TOLU 1M32G | 1788350000 |
| M 50 | with thread | | 94 | HDC 48B TOLU 1M50G | 1788330000 |

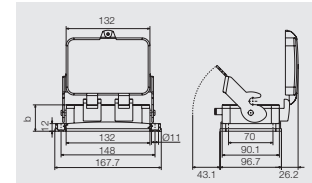


Base

Bulkhead housing

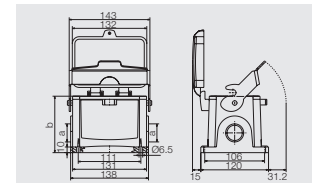


| Version | Cover | b (mm) | Designation | Order No. |
|---------|------------|--------|--------------|------------|
| | with cover | 62 | HDC 48B ADLU | 1222900000 |



Base housing

| a | Version | Cover | b (mm) | Designation | Order No. |
|------|-------------|------------|--------|--------------------|------------|
| M 32 | with thread | with cover | 120 | HDC 48B SDLU 2M32G | 1788390000 |
| M 32 | with thread | | 100 | HDC 48B SLU 2M32G | 1788370000 |
| M 40 | with thread | | 100 | HDC 48B SLU 2M40G | 1788360000 |



HDD series – the compact connectors

The HDD series with turned contacts is designed for many poles in a small space. The compact housing design saves the user space without compromising the number of poles.

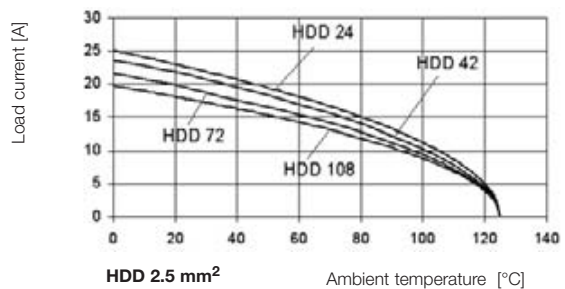
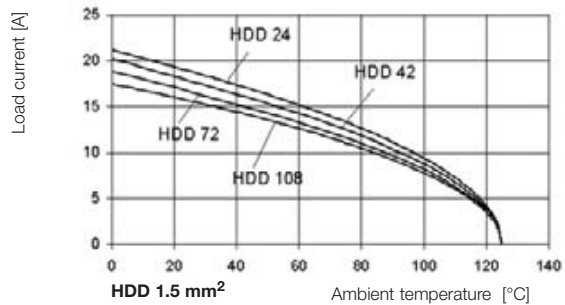


Technical data

| Standards / approvals | |
|--|--|
| Standards | DIN EN 61984 DIN EN 60664-1 |
| Approvals | UL/CSA |
| Inserts | |
| No. of poles | 24, 42, 72, 108, 144, 216 + PE |
| Rated voltage | 250 V |
| Rated voltage to UL/CSA | 600 V |
| Rated current | 10 A |
| Rated impulse withstand voltage | 4 kV |
| Pollution severity | 3 |
| Insulation resistance | $\geq 10^{10} \Omega$ |
| Material | Glass-fibre reinforced PC (in UL list and approved for railway applications) |
| Temperature range | -40 °C ... +125 °C |
| Flammability to UL 94 | V-0 |
| Mechanical service life | |
| - Plugging cycles Ag - Surface | ≥ 500 |
| - Plugging cycles Au - Surface | ≥ 500 |
| Contact resistance | |
| - Crimp connection | $\leq 4 \text{ m}\Omega$ |
| Contacts / Material | |
| Sockets and plug-in contact | Copper alloy |
| Surface | Passivated silver, or 0.8 μm gold on 2 μm nickel |
| Crimp connection | |
| - Flexible conductor connection | 0.14 ... 2.5 mm ² (AWG 26 ... 14) |
| - Stripping length | 8.0 mm |
| Clamping torque | |
| - Screw connection | |
| SD blades | |
| - Screw connection | |
| - Push In | |
| - Tension clamp connection | |
| PE connection | |
| - Clamping range | 0.5 ... 4 mm ² |
| - solid / stranded | 0.5 ... 4 mm ² / 0.5 ... 4 mm ² |
| - flexible / flexible with wire end ferrule, DIN 46228 pt. 1 | 0.5 ... 4 mm ² / 0.5 ... 4 mm ² |
| - AWG conductor | AWG 20 .. 12 |
| - Stripping length | 10 mm |
| - Clamping torque | 1.2 ... 1.5 Nm |
| - Blade dimensions | SD 0.8 x 4 mm or PZ 1 |

Note: Switch off power supply before handling plug-in connectors.

Derating curves



Overview

| | Rated voltage | Rated current | No. of poles | Tension clamp connection | Screw conn. with wire guard spring | Crimp connection | Push In | Axial screw connection | Page |
|---|---------------|---------------|--------------|--------------------------|------------------------------------|------------------|---------|------------------------|------|
|  | 250 V | 10 A | 24 + ⊕ | | | • | | | B.66 |
|  | 250 V | 10 A | 42 + ⊕ | | | • | | | B.68 |
|  | 250 V | 10 A | 72 + ⊕ | | | • | | | B.70 |
|  | 250 V | 10 A | 108 + ⊕ | | | • | | | B.72 |
|  | 250 V | 10 A | 144 + ⊕ | | | • | | | B.74 |
|  | 250 V | 10 A | 216 + ⊕ | | | • | | | B.76 |

HDD series - the compact connectors

250 V, 10 A, Size 3

24 + ⊕

Inserts

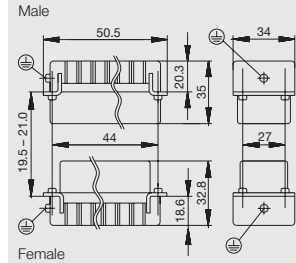


Crimp connection

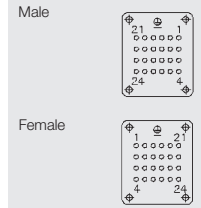


| Insert | Designation | Order No. |
|--------|---------------|------------|
| Male | HDC HDD 24 MC | 1651150000 |
| Female | HDC HDD 24 FC | 1651160000 |

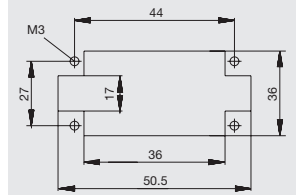
Dimensions



Arrangement of contacts



Mounting cut-out



Accessories

Crimp contacts

Surface silver



Surface gold



| Qty. | Male | Order No. | Female | Order No. |
|------|------------------------|------------|------------------------|------------|
| 100 | HDC-C-HD-SM0.14-0.37AG | 1651520000 | HDC-C-HD-BM0.14-0.37AG | 1651570000 |
| 100 | HDC-C-HD-SM0.5AG | 1651530000 | HDC-C-HD-BM0.5AG | 1651580000 |
| 100 | HDC-C-HD-SM0.75-1AG | 1601750000 | HDC-C-HD-BM0.75-1AG | 1601760000 |
| 100 | HDC-C-HD-SM1.5AG | 1651550000 | HDC-C-HD-BM1.5AG | 1651600000 |
| 100 | HDC-C-HD-SM2.5AG | 1651560000 | HDC-C-HD-BM2.5AG | 1651610000 |
| 100 | HDC-C-HD-SM0.14-0.37AU | 1651620000 | HDC-C-HD-BM0.14-0.37AU | 1651670000 |
| 100 | HDC-C-HD-SM0.5AU | 1651630000 | HDC-C-HD-BM0.5AU | 1651680000 |
| 100 | HDC-C-HD-SM0.75-1AU | 1651640000 | HDC-C-HD-BM0.75-1AU | 1651690000 |
| 100 | HDC-C-HD-SM1.5AU | 1651650000 | HDC-C-HD-BM1.5AU | 1651700000 |
| 100 | HDC-C-HD-SM2.5AU | 1651660000 | HDC-C-HD-BM2.5AU | 1651710000 |



Single contacts

| Conductor mm ² | AWG No. |
|---------------------------|---------|
| 0.14 - 0.37 | 22 |
| 0.50 | 20 |
| 0.75 - 1.00 | 18 |
| 1.50 | 16 |
| 2.50 | 14 |

Tools



| Crimping tool | Order No. |
|----------------------|------------|
| CTX CM 1.6/2.5 | 9018490000 |
| Contact removal tool | Order No. |
| Removal Tool HD | 1866730000 |

Selection of Housings RockStar® IP65
Size 3



Hood

Hood, Cable Entry sideways



| a | Version | Cover | b (mm) | Designation | Order No. |
|------|-------------|-------|--------|--------------------|------------|
| M 20 | with thread | | 52 | HDC 06B TSLU 1M20G | 1788100000 |
| M 20 | with thread | | 52 | HDC 06B TSLU 1M20G | 1805930000 |
| M 25 | with thread | | 52 | HDC 06B TSLU 1M25G | 1788090000 |
| M 25 | with thread | | 72 | HDC 16D TSLU 1M25G | 1787480000 |



Hood, Cable Entry at top



| a | Version | Cover | b (mm) | Designation | Order No. |
|------|-------------|-------|--------|--------------------|------------|
| M 20 | with thread | | 52 | HDC 06B TOLU 1M20G | 1788120000 |
| M 25 | with thread | | 52 | HDC 06B TOLU 1M25G | 1788110000 |
| M 25 | with thread | | 72 | HDC 16D TOLU 1M25G | 1787500000 |
| M 32 | with thread | | 72 | HDC 16D TOLU 1M32G | 1787490000 |



Cover



| Version | Designation | Order No. |
|-----------|------------------|------------|
| for hoods | HDC 06B DMDL 1LB | 1665210000 |



Base

Bulkhead housing



| Version | Cover | b (mm) | Designation | Order No. |
|---------|------------|--------|--------------|------------|
| | | 29 | HDC 06B ALU | 1202100000 |
| | with cover | 47 | HDC 06B ADLU | 1202500000 |



Base housing



| a | Version | Cover | b (mm) | Designation | Order No. |
|------|-------------|------------|--------|--------------------|------------|
| M 20 | with thread | | 54 | HDC 06B SLU 2M20G | 1788140000 |
| M 20 | with thread | with cover | 72 | HDC 06B SDLU 2M20G | 1788170000 |
| M 25 | with thread | | 54 | HDC 06B SLU 2M25G | 1788130000 |
| M 25 | with thread | with cover | 72 | HDC 06B SDLU 2M25G | 1788160000 |



Cover



| Version | Designation | Order No. |
|-----------|------------------|------------|
| for bases | HDC 06B DODL 2BO | 1665200000 |



HDD series - the compact connectors

250 V, 10 A, Size 4

42 + ⊕

Inserts

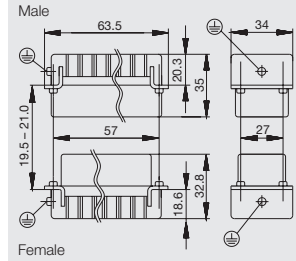


Crimp connection

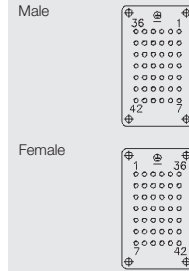


| Insert | Designation | Order No. |
|--------|---------------|------------|
| Male | HDC HDD 42 MC | 1651170000 |
| Female | HDC HDD 42 FC | 1651180000 |

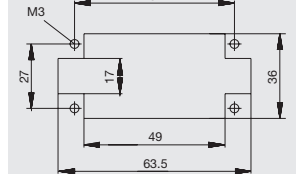
Dimensions



Arrangement of contacts



Mounting cut-out



Accessories

Crimp contacts

Surface silver



Surface gold



| Qty. | Male | Order No. | Female | Order No. |
|------|------------------------|------------|------------------------|------------|
| 100 | HDC-C-HD-SM0.14-0.37AG | 1651520000 | HDC-C-HD-BM0.14-0.37AG | 1651570000 |
| 100 | HDC-C-HD-SM0.5AG | 1651530000 | HDC-C-HD-BM0.5AG | 1651580000 |
| 100 | HDC-C-HD-SM0.75-1AG | 1601750000 | HDC-C-HD-BM0.75-1AG | 1601760000 |
| 100 | HDC-C-HD-SM1.5AG | 1651550000 | HDC-C-HD-BM1.5AG | 1651600000 |
| 100 | HDC-C-HD-SM2.5AG | 1651560000 | HDC-C-HD-BM2.5AG | 1651610000 |
| 100 | HDC-C-HD-SM0.14-0.37AU | 1651620000 | HDC-C-HD-BM0.14-0.37AU | 1651670000 |
| 100 | HDC-C-HD-SM0.5AU | 1651630000 | HDC-C-HD-BM0.5AU | 1651680000 |
| 100 | HDC-C-HD-SM0.75-1AU | 1651640000 | HDC-C-HD-BM0.75-1AU | 1651690000 |
| 100 | HDC-C-HD-SM1.5AU | 1651650000 | HDC-C-HD-BM1.5AU | 1651700000 |
| 100 | HDC-C-HD-SM2.5AU | 1651660000 | HDC-C-HD-BM2.5AU | 1651710000 |



Single contacts

| Conductor mm ² | AWG No. |
|---------------------------|---------|
| 0.14 - 0.37 | 22 |
| 0.50 | 20 |
| 0.75 - 1.00 | 18 |
| 1.50 | 16 |
| 2.50 | 14 |

Tools



| Crimping tool | Order No. |
|----------------------|------------|
| CTX CM 1.6/2.5 | 9018490000 |
| Contact removal tool | Order No. |
| Removal Tool HD | 1866730000 |

Selection of Housings RockStar® IP65
Size 4



Hood

Hood, Cable Entry sideways



| a | Version | Cover | b (mm) | Designation | Order No. |
|------|-------------|-------|--------|--------------------|------------|
| M 20 | with thread | | 52 | HDC 10B TSBU 1M20G | 1787560000 |
| M 25 | with thread | | 52 | HDC 10B TSBU 1M25G | 1787550000 |
| M 25 | with thread | | 72 | HDC 24D TSBU 1M25G | 1787240000 |
| M 32 | with thread | | 72 | HDC 24D TSBU 1M32G | 1787230000 |



Hood, Cable Entry at top



| a | Version | Cover | b (mm) | Designation | Order No. |
|------|-------------|-------|--------|--------------------|------------|
| M 20 | with thread | | 52 | HDC 10B TOBU 1M20G | 1787600000 |
| M 25 | with thread | | 52 | HDC 10B TOBU 1M25G | 1787590000 |
| M 25 | with thread | | 72 | HDC 24D TOBU 1M25G | 1787300000 |
| M 32 | with thread | | 72 | HDC 24D TOBU 1M32G | 1787290000 |



Cover



| Version | Designation | Order No. |
|-----------|------------------|------------|
| for hoods | HDC 10B DMDQ 2QB | 1665240000 |

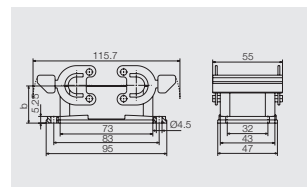


Base

Bulkhead housing



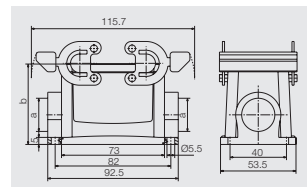
| Version | Cover | b (mm) | Designation | Order No. |
|---------|-------|--------|-------------|------------|
| | | 29.3 | HDC 10B ABU | 1205000000 |



Base housing



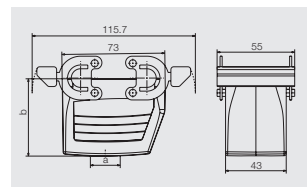
| a | Version | Cover | b (mm) | Designation | Order No. |
|------|-------------|-------|--------|-------------------|------------|
| M 20 | with thread | | 57 | HDC 10B SBU 2M20G | 1787640000 |
| M 25 | with thread | | 57 | HDC 10B SBU 2M25G | 1787630000 |
| M 25 | with thread | | 74 | HDC 24D SBU 2M25G | 1787350000 |
| M 32 | with thread | | 74 | HDC 24D SBU 2M32G | 1787360000 |



Coupling hood



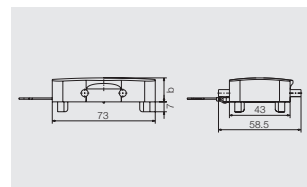
| a | Version | Cover | b (mm) | Designation | Order No. |
|------|-------------|-------|--------|-------------------|------------|
| M 20 | with thread | | 55 | HDC 10B KBU 1M20G | 1787720000 |



Cover



| Version | Designation | Order No. |
|-----------|------------------|------------|
| for bases | HDC 10B DODQ 4B0 | 1665230000 |



HDD series - the compact connectors

250 V, 10 A, Size 6

72 + ⊕

Inserts



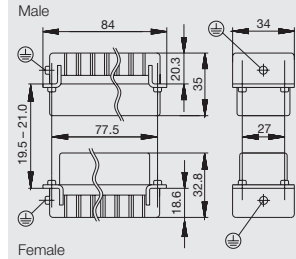
Crimp connection



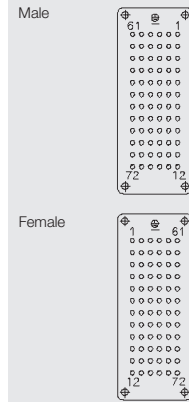
| Insert | Designation | Order No. |
|--------|---------------|------------|
| Male | HDC HDD 72 MC | 1651190000 |
| Female | HDC HDD 72 FC | 1651200000 |

B

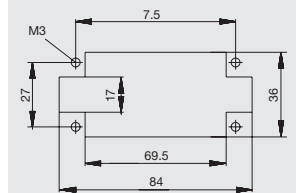
Dimensions



Arrangement of contacts



Mounting cut-out



Accessories

Crimp contacts

Surface silver



Surface gold



| Qty. | Male | Order No. | Female | Order No. |
|------|------------------------|------------|------------------------|------------|
| 100 | HDC-C-HD-SM0.14-0.37AG | 1651520000 | HDC-C-HD-BM0.14-0.37AG | 1651570000 |
| 100 | HDC-C-HD-SM0.5AG | 1651530000 | HDC-C-HD-BM0.5AG | 1651580000 |
| 100 | HDC-C-HD-SM0.75-1AG | 1601750000 | HDC-C-HD-BM0.75-1AG | 1601760000 |
| 100 | HDC-C-HD-SM1.5AG | 1651550000 | HDC-C-HD-BM1.5AG | 1651600000 |
| 100 | HDC-C-HD-SM2.5AG | 1651560000 | HDC-C-HD-BM2.5AG | 1651610000 |
| 100 | HDC-C-HD-SM0.14-0.37AU | 1651620000 | HDC-C-HD-BM0.14-0.37AU | 1651670000 |
| 100 | HDC-C-HD-SM0.5AU | 1651630000 | HDC-C-HD-BM0.5AU | 1651680000 |
| 100 | HDC-C-HD-SM0.75-1AU | 1651640000 | HDC-C-HD-BM0.75-1AU | 1651690000 |
| 100 | HDC-C-HD-SM1.5AU | 1651650000 | HDC-C-HD-BM1.5AU | 1651700000 |
| 100 | HDC-C-HD-SM2.5AU | 1651660000 | HDC-C-HD-BM2.5AU | 1651710000 |



Single contacts

| Conductor mm ² | AWG No. |
|---------------------------|---------|
| 0.14 - 0.37 | 22 |
| 0.50 | 20 |
| 0.75 - 1.00 | 18 |
| 1.50 | 16 |
| 2.50 | 14 |

Tools



| Crimping tool | Order No. |
|----------------------|------------|
| CTX CM 1.6/2.5 | 9018490000 |
| Contact removal tool | Order No. |
| Removal Tool HD | 1866730000 |

Selection of Housings RockStar® IP65
Size 6



Hood

Hood, Cable Entry sideways



| a | Version | Cover | b (mm) | Designation | Order No. |
|------|-------------|-------|--------|--------------------|------------|
| M 25 | with thread | | 61 | HDC 16B TSBU 1M25G | 1788180000 |
| M 25 | with thread | | 76 | HDC 40D TSBU 1M25G | 1787010000 |
| M 32 | with thread | | 76 | HDC 40D TSBU 1M32G | 1787000000 |



Hood, Cable Entry at top



| a | Version | Cover | b (mm) | Designation | Order No. |
|------|-------------|-------|--------|--------------------|------------|
| M 25 | with thread | | 61 | HDC 16B TOBU 1M25G | 1788210000 |
| M 25 | with thread | | 76 | HDC 40D TOBU 1M25G | 1787070000 |
| M 32 | with thread | | 76 | HDC 40D TOBU 1M32G | 1787060000 |



Cover



| Version | Designation | Order No. |
|-----------|------------------|------------|
| for hoods | HDC 16B DMDQ 2QB | 1665270000 |



Base

Bulkhead housing



| Version | Cover | b (mm) | Designation | Order No. |
|---------|-------|--------|-------------|------------|
| | | 29 | HDC 16B ABU | 1208600000 |



Base housing



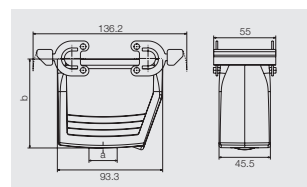
| a | Version | Cover | b (mm) | Designation | Order No. |
|------|-------------|-------|--------|-------------------|------------|
| M 25 | with thread | | 64 | HDC 16B SBU 2M25G | 1788240000 |
| M 25 | with thread | | 84 | HDC 40D SBU 2M25G | 1787120000 |
| M 32 | with thread | | 84 | HDC 40D SBU 2M32G | 1787110000 |



Coupling hood



| a | Version | Cover | b (mm) | Designation | Order No. |
|------|-------------|-------|--------|-------------------|------------|
| M 25 | with thread | | 79 | HDC 40D KBU 1M25G | 1787200000 |
| M 32 | with thread | | 79 | HDC 40D KBU 1M32G | 1787190000 |



Cover



| Version | Designation | Order No. |
|-----------|------------------|------------|
| for bases | HDC 16B DODQ 4B0 | 1665260000 |



HDD series - the compact connectors

250 V, 10 A, Size 8

108 + ⚡

Inserts

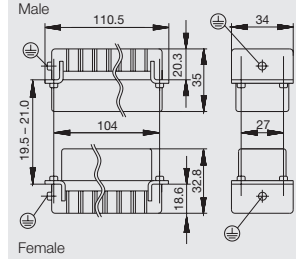


Crimp connection

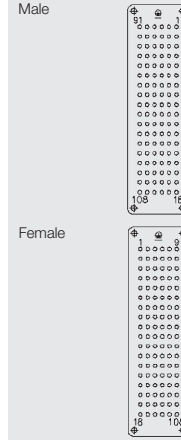


| Insert | Designation | Order No. |
|--------|----------------|------------|
| Male | HDC HDD 108 MC | 1651210000 |
| Female | HDC HDD 108 FC | 1651220000 |

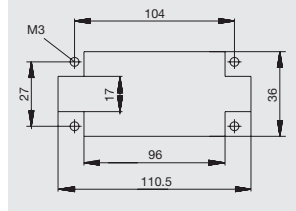
Dimensions



Arrangement of contacts



Mounting cut-out



Accessories

Crimp contacts

Surface silver



Surface gold



| Qty. | Male | Order No. | Female | Order No. |
|------|------------------------|------------|------------------------|------------|
| 100 | HDC-C-HD-SM0.14-0.37AG | 1651520000 | HDC-C-HD-BM0.14-0.37AG | 1651570000 |
| 100 | HDC-C-HD-SM0.5AG | 1651530000 | HDC-C-HD-BM0.5AG | 1651580000 |
| 100 | HDC-C-HD-SM0.75-1AG | 1601750000 | HDC-C-HD-BM0.75-1AG | 1601760000 |
| 100 | HDC-C-HD-SM1.5AG | 1651550000 | HDC-C-HD-BM1.5AG | 1651600000 |
| 100 | HDC-C-HD-SM2.5AG | 1651560000 | HDC-C-HD-BM2.5AG | 1651610000 |
| 100 | HDC-C-HD-SM0.14-0.37AU | 1651620000 | HDC-C-HD-BM0.14-0.37AU | 1651670000 |
| 100 | HDC-C-HD-SM0.5AU | 1651630000 | HDC-C-HD-BM0.5AU | 1651680000 |
| 100 | HDC-C-HD-SM0.75-1AU | 1651640000 | HDC-C-HD-BM0.75-1AU | 1651690000 |
| 100 | HDC-C-HD-SM1.5AU | 1651650000 | HDC-C-HD-BM1.5AU | 1651700000 |
| 100 | HDC-C-HD-SM2.5AU | 1651660000 | HDC-C-HD-BM2.5AU | 1651710000 |



Single contacts

| Conductor mm ² | AWG No. |
|---------------------------|---------|
| 0.14 - 0.37 | 22 |
| 0.50 | 20 |
| 0.75 - 1.00 | 18 |
| 1.50 | 16 |
| 2.50 | 14 |

Tools



| Crimping tool | Order No. |
|----------------------|------------|
| CTX CM 1.6/2.5 | 9018490000 |
| Contact removal tool | Order No. |
| Removal Tool HD | 1866730000 |

Selection of Housings RockStar® IP65
Size 8



Hood

Hood, Cable Entry sideways



| a | Version | Cover | b (mm) | Designation | Order No. |
|------|-------------|-------|--------|--------------------|------------|
| M 25 | with thread | | 61 | HDC 24B TSBU 1M25G | 1787760000 |
| M 32 | with thread | | 61 | HDC 24B TSBU 1M32G | 1787750000 |
| M 25 | with thread | | 76 | HDC 64D TSBU 1M25G | 1786780000 |
| M 32 | with thread | | 76 | HDC 64D TSBU 1M32G | 1786770000 |



Hood, Cable Entry at top



| a | Version | Cover | b (mm) | Designation | Order No. |
|------|-------------|-------|--------|--------------------|------------|
| M 25 | with thread | | 61 | HDC 24B TOBU 1M25G | 1787820000 |
| M 32 | with thread | | 61 | HDC 24B TOBU 1M32G | 1787810000 |
| M 32 | with thread | | 76 | HDC 64D TOBU 1M32G | 1786830000 |



Cover



| Version | Designation | Order No. |
|-----------|------------------|------------|
| for hoods | HDC 24B DMDQ 2QB | 1665640000 |



Base

Bulkhead housing



| Version | Cover | b (mm) | Designation | Order No. |
|---------|-------|--------|-------------|------------|
| | | 29.3 | HDC 24B ABU | 1212400000 |



Base housing



| a | Version | Cover | b (mm) | Designation | Order No. |
|------|-------------|-------|--------|-------------------|------------|
| M 25 | with thread | | 64 | HDC 24B SBU 2M25G | 1787870000 |
| M 25 | with thread | | 84 | HDC 64D SBU 2M25G | 1786890000 |
| M 32 | with thread | | 84 | HDC 64D SBU 2M32G | 1786880000 |



Coupling hood



| a | Version | Cover | b (mm) | Designation | Order No. |
|------|-------------|-------|--------|-------------------|------------|
| M 25 | with thread | | 65 | HDC 24B KBU 1M25G | 1787920000 |
| M 32 | with thread | | 79 | HDC 64D KBU 1M32G | 1786960000 |



Cover



| Version | Designation | Order No. |
|-----------|------------------|------------|
| for bases | HDC 24B DODQ 4B0 | 1665630000 |



HDD series - the compact connectors


250 V, 10 A, Size 10

144 +

Inserts



Crimp connection



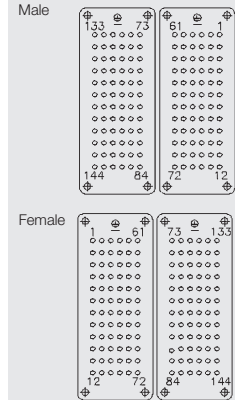
| Insert | Designation | Order No. |
|--------|----------------|------------|
| Male | HDC HDD 72 MC | 1651190000 |
| Female | HDC HDD 72 FC | 1651200000 |
| Male | HDC HDD 144 MC | 1651240000 |
| Female | HDC HDD 144 FC | 1651260000 |

Note Please order two contact inserts per housing.

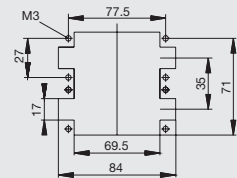
Dimensions



Arrangement of contacts



Mounting cut-out



Accessories

Crimp contacts

Surface silver



Surface gold



| Qty. | Male | Order No. | Female | Order No. |
|------|------------------------|------------|------------------------|------------|
| 100 | HDC-C-HD-SM0.14-0.37AG | 1651520000 | HDC-C-HD-BM0.14-0.37AG | 1651570000 |
| 100 | HDC-C-HD-SM0.5AG | 1651530000 | HDC-C-HD-BM0.5AG | 1651580000 |
| 100 | HDC-C-HD-SM0.75-1AG | 1601750000 | HDC-C-HD-BM0.75-1AG | 1601760000 |
| 100 | HDC-C-HD-SM1.5AG | 1651550000 | HDC-C-HD-BM1.5AG | 1651600000 |
| 100 | HDC-C-HD-SM2.5AG | 1651560000 | HDC-C-HD-BM2.5AG | 1651610000 |
| 100 | HDC-C-HD-SM0.14-0.37AU | 1651620000 | HDC-C-HD-BM0.14-0.37AU | 1651670000 |
| 100 | HDC-C-HD-SM0.5AU | 1651630000 | HDC-C-HD-BM0.5AU | 1651680000 |
| 100 | HDC-C-HD-SM0.75-1AU | 1651640000 | HDC-C-HD-BM0.75-1AU | 1651690000 |
| 100 | HDC-C-HD-SM1.5AU | 1651650000 | HDC-C-HD-BM1.5AU | 1651700000 |
| 100 | HDC-C-HD-SM2.5AU | 1651660000 | HDC-C-HD-BM2.5AU | 1651710000 |



Single contacts

| Conductor mm ² | AWG No. |
|---------------------------|---------|
| 0.14 - 0.37 | 22 |
| 0.50 | 20 |
| 0.75 - 1.00 | 18 |
| 1.50 | 16 |
| 2.50 | 14 |

Tools



| Tool | Order No. |
|--|------------|
| Crimping tool CTX CM 1.6/2.5 | 9018490000 |
| Contact removal tool Removal Tool HD | 1866730000 |

Selection of Housings RockStar® IP65
Size 10

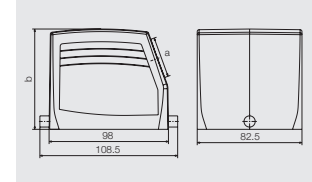


Hood

Hood, Cable Entry sideways



| a | Version | Cover | b (mm) | Designation | Order No. |
|------|-------------|-------|--------|--------------------|------------|
| M 32 | with thread | | 79 | HDC 32B TSLU 1M32G | 1788420000 |



Base

Bulkhead housing



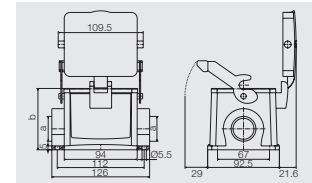
| Version | Cover | b (mm) | Designation | Order No. |
|---------|------------|--------|--------------|------------|
| | with cover | 55 | HDC 32B ADLU | 1219800000 |
| | | 38 | HDC 32B ALU | 1219500000 |



Base housing



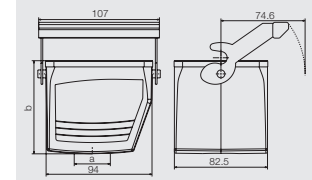
| a | Version | Cover | b (mm) | Designation | Order No. |
|------|-------------|------------|--------|--------------------|------------|
| M 32 | with thread | with cover | 96 | HDC 32B SDLU 2M32G | 1788490000 |
| M 32 | with thread | | 79 | HDC 32B SLU 2M32G | 1788470000 |



Coupling hood



| a | Version | Cover | b (mm) | Designation | Order No. |
|------|-------------|-------|--------|-------------------|------------|
| M 32 | with thread | | 83 | HDC 32B KLU 1M32G | 1788500000 |



HDD series - the compact connectors

250 V, 10 A, Size 12

216 +

Inserts



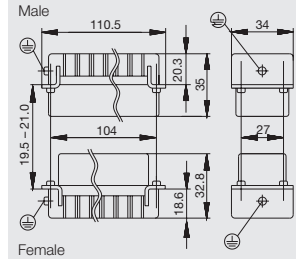
Crimp connection



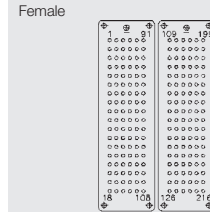
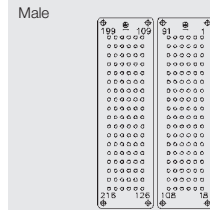
| Insert | Designation | Order No. |
|--------|----------------|------------|
| Male | HDC HDD 108 MC | 1651210000 |
| Female | HDC HDD 108 FC | 1651220000 |
| Male | HDC HDD 216 MC | 1651280000 |
| Female | HDC HDD 216 FC | 1651300000 |

Note Please order two contact inserts per housing.

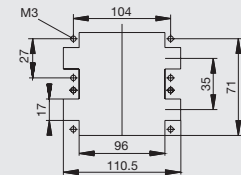
Dimensions



Arrangement of contacts



Mounting cut-out



Accessories

Crimp contacts

Surface silver



Surface gold



| Qty. | Male | Order No. | Female | Order No. |
|------|------------------------|------------|------------------------|------------|
| 100 | HDC-C-HD-SM0.14-0.37AG | 1651520000 | HDC-C-HD-BM0.14-0.37AG | 1651570000 |
| 100 | HDC-C-HD-SM0.5AG | 1651530000 | HDC-C-HD-BM0.5AG | 1651580000 |
| 100 | HDC-C-HD-SM0.75-1AG | 1601750000 | HDC-C-HD-BM0.75-1AG | 1601760000 |
| 100 | HDC-C-HD-SM1.5AG | 1651550000 | HDC-C-HD-BM1.5AG | 1651600000 |
| 100 | HDC-C-HD-SM2.5AG | 1651560000 | HDC-C-HD-BM2.5AG | 1651610000 |
| 100 | HDC-C-HD-SM0.14-0.37AU | 1651620000 | HDC-C-HD-BM0.14-0.37AU | 1651670000 |
| 100 | HDC-C-HD-SM0.5AU | 1651630000 | HDC-C-HD-BM0.5AU | 1651680000 |
| 100 | HDC-C-HD-SM0.75-1AU | 1651640000 | HDC-C-HD-BM0.75-1AU | 1651690000 |
| 100 | HDC-C-HD-SM1.5AU | 1651650000 | HDC-C-HD-BM1.5AU | 1651700000 |
| 100 | HDC-C-HD-SM2.5AU | 1651660000 | HDC-C-HD-BM2.5AU | 1651710000 |



Single contacts

| Conductor mm ² | AWG No. |
|---------------------------|---------|
| 0.14 - 0.37 | 22 |
| 0.50 | 20 |
| 0.75 - 1.00 | 18 |
| 1.50 | 16 |
| 2.50 | 14 |

Tools



| Crimping tool | Order No. |
|----------------------|------------|
| CTX CM 1.6/2.5 | 9018490000 |
| Contact removal tool | Order No. |
| Removal Tool HD | 1866730000 |

Selection of Housings RockStar® IP65
Size 12

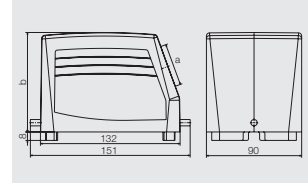


Hood

Hood, Cable Entry sideways



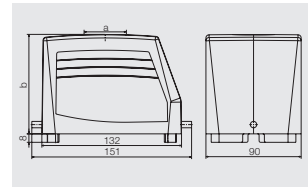
| a | Version | Cover | b (mm) | Designation | Order No. |
|------|-------------|-------|--------|--------------------|------------|
| M 32 | with thread | | 94 | HDC 48B TSLU 1M32G | 1788320000 |
| M 40 | with thread | | 94 | HDC 48B TSLU 1M40G | 1788310000 |
| M 50 | with thread | | 94 | HDC 48B TSLU 1M50G | 1788300000 |



Hood, Cable Entry at top



| a | Version | Cover | b (mm) | Designation | Order No. |
|------|-------------|-------|--------|--------------------|------------|
| M 32 | with thread | | 94 | HDC 48B TOLU 1M32G | 1788350000 |
| M 50 | with thread | | 94 | HDC 48B TOLU 1M50G | 1788330000 |

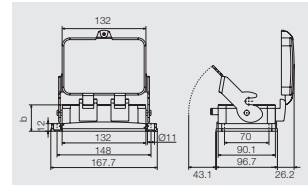


Base

Bulkhead housing

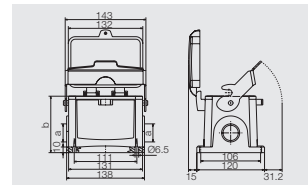


| Version | Cover | b (mm) | Designation | Order No. |
|---------|------------|--------|--------------|------------|
| | with cover | 62 | HDC 48B ADLU | 1222900000 |




Base housing

| a | Version | Cover | b (mm) | Designation | Order No. |
|------|-------------|------------|--------|--------------------|------------|
| M 32 | with thread | with cover | 120 | HDC 48B SDLU 2M32G | 1788390000 |
| M 32 | with thread | | 100 | HDC 48B SLU 2M32G | 1788370000 |
| M 40 | with thread | | 100 | HDC 48B SLU 2M40G | 1788360000 |



HVE series – exciting voltage

Weidmüller high-voltage inserts are equipped with lagging earth contacts. This means that plugging operations are never performed live, protecting the user and the circuit.



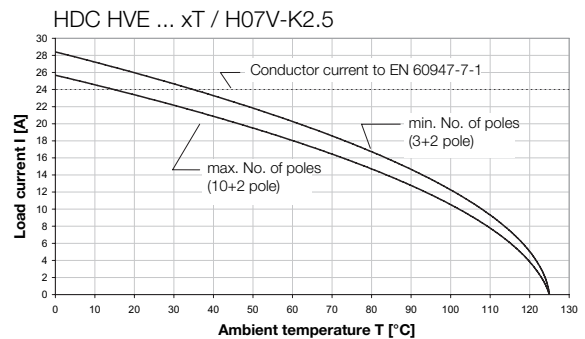
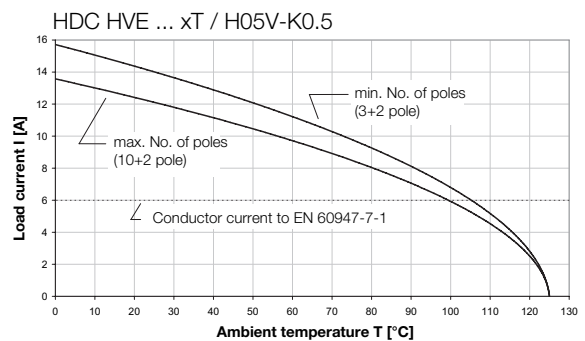
Technical data

| Standards / approvals | |
|--|--|
| Standards | DIN EN 61984 DIN EN 60664-1 |
| Approvals | UL/CSA |
| Inserts | |
| No. of poles | 3 + 2, 6 + 2, 10 + 2 |
| Rated voltage | 830 V |
| Rated voltage to UL/CSA | 600 V |
| Rated current | 23 A (HV 3+2 = 24 A) |
| Rated impulse withstand voltage | 8 kV |
| Pollution severity | 3 |
| Insulation resistance | $\geq 10^{10} \Omega$ |
| Material | Glass-fibre reinforced PC (in UL list and approved for railway applications) |
| Temperature range | -40 °C ... +125 °C |
| Flammability to UL 94 | V-0 |
| Mechanical service life | |
| - Plugging cycles Ag - Surface | ≥ 500 |
| Contacts / Material | |
| Sockets and plug-in contact | Copper alloy |
| Surface | Passivated silver |
| Clamping unit / Screw connection | Copper alloy / Passivated silver |
| Clamping range / Stripping length | |
| - Screw connection | 0.5 - 2.5 mm ² (AWG 20 ... 14) / 9 mm |
| - Tension clamp connection | 0.5 - 2.5 mm ² (AWG 20 ... 14) / 8 mm |
| Clamping torque | |
| - Screw connection | 0.5 - 0.55 Nm |
| SD blades | |
| - Screw connection | 0.6 x 3.5 or PZ 0 |
| - Tension clamp connection | 0.5 x 3 or 0.6 x 3.5 |
| PE connection | |
| - Clamping range | 0.5 ... 4 mm ² |
| - solid / stranded | 0.5 ... 4 mm ² / 0.5 ... 4 mm ² |
| - flexible / flexible with wire end ferrule, DIN 46228 pt. 1 | 0.5 ... 4 mm ² / 0.5 ... 4 mm ² |
| - AWG conductor | AWG 20 ... 12 |
| - Stripping length | 10 mm |
| - Clamping torque | 1.2 ... 1.5 Nm |
| - Blade dimensions | SD 0.8 x 4 mm or PZ 1 |







Note: Switch off power supply before handling plug-in connectors.

Rated voltage determined on the basis of DIN EN 61984 section 6.19.2.2.
500 V for signal contact.

Derating curves



Overview

| | | Rated voltage | Rated current | No. of poles | Tension clamp connection | Screw conn. with wire guard spring | Crimp connection | Push In | Axial screw connection | Page |
|---|---|---------------|---------------|--------------|--------------------------|------------------------------------|------------------|---------|------------------------|------|
|  |  | 830 V | 24 A | 3 + 2 + ⊕ | • | • | | | | B.80 |
|  |  | 830 V | 23 A | 6 + 2 + ⊕ | • | • | | | | B.82 |
|  |  | 830 V | 23 A | 10 + 2 + ⊕ | • | • | | | | B.84 |

HVE series - exciting voltage

830 V, 24 A, Size 4

3+2 + ⊕

Inserts



Tension clamp connection



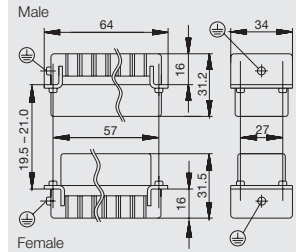
| Insert | Designation | Order No. |
|--------|----------------|------------|
| Male | HDC HVE 3+2 MT | 1896930000 |
| Female | HDC HVE 3+2 FT | 1896920000 |

Screw connection

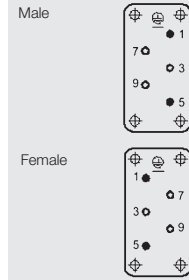


| Insert | Designation | Order No. |
|--------|----------------|------------|
| Male | HDC HVE 3+2 MS | 1651310000 |
| Female | HDC HVE 3+2 FS | 1651320000 |

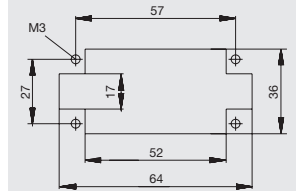
Dimensions



Arrangement of contacts



Mounting cut-out



Selection of Housings RockStar® IP65
Size 4

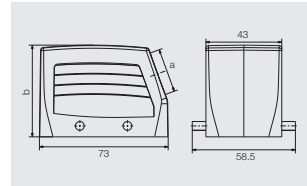


Hood

Hood, Cable Entry sideways



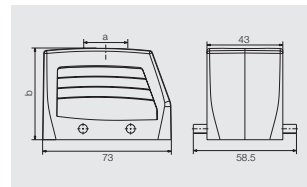
| a | Version | Cover | b (mm) | Designation | Order No. |
|------|-------------|-------|--------|--------------------|------------|
| M 20 | with thread | | 52 | HDC 10B TSBU 1M20G | 1787560000 |
| M 25 | with thread | | 52 | HDC 10B TSBU 1M25G | 1787550000 |
| M 25 | with thread | | 72 | HDC 24D TSBU 1M25G | 1787240000 |
| M 32 | with thread | | 72 | HDC 24D TSBU 1M32G | 1787230000 |



Hood, Cable Entry at top



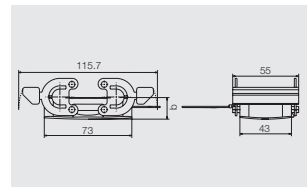
| a | Version | Cover | b (mm) | Designation | Order No. |
|------|-------------|-------|--------|--------------------|------------|
| M 20 | with thread | | 52 | HDC 10B TOBU 1M20G | 1787600000 |
| M 25 | with thread | | 52 | HDC 10B TOBU 1M25G | 1787590000 |
| M 25 | with thread | | 72 | HDC 24D TOBU 1M25G | 1787300000 |
| M 32 | with thread | | 72 | HDC 24D TOBU 1M32G | 1787290000 |



Cover



| Version | Designation | Order No. |
|-----------|------------------|------------|
| for hoods | HDC 10B DMDQ 2QB | 1665240000 |

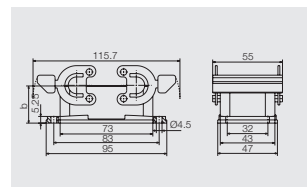


Base

Bulkhead housing



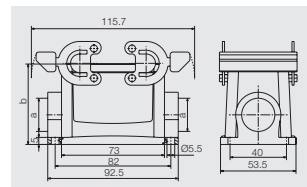
| Version | Cover | b (mm) | Designation | Order No. |
|---------|-------|--------|-------------|------------|
| | | 29.3 | HDC 10B ABU | 1205000000 |



Base housing



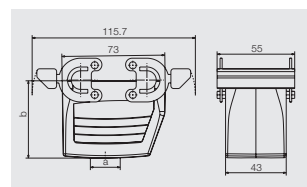
| a | Version | Cover | b (mm) | Designation | Order No. |
|------|-------------|-------|--------|-------------------|------------|
| M 20 | with thread | | 57 | HDC 10B SBU 2M20G | 1787640000 |
| M 25 | with thread | | 57 | HDC 10B SBU 2M25G | 1787630000 |
| M 25 | with thread | | 74 | HDC 24D SBU 2M25G | 1787350000 |
| M 32 | with thread | | 74 | HDC 24D SBU 2M32G | 1787360000 |



Coupling hood



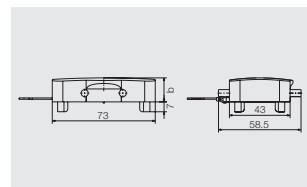
| a | Version | Cover | b (mm) | Designation | Order No. |
|------|-------------|-------|--------|-------------------|------------|
| M 20 | with thread | | 55 | HDC 10B KBU 1M20G | 1787720000 |



Cover



| Version | Designation | Order No. |
|-----------|------------------|------------|
| for bases | HDC 10B DODQ 4B0 | 1665230000 |



HVE series - exciting voltage

830 V, 23 A, Size 6

6+2 + ⊕



Inserts

Tension clamp connection



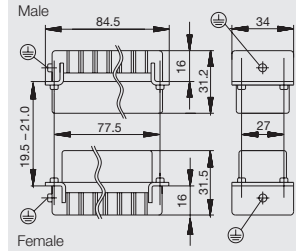
| Insert | Designation | Order No. |
|--------|----------------|------------|
| Male | HDC HVE 6+2 MT | 1896950000 |
| Female | HDC HVE 6+2 FT | 1896940000 |

Screw connection

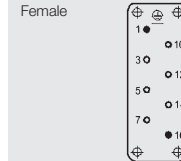
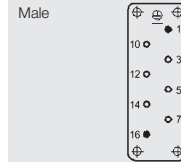


| Insert | Designation | Order No. |
|--------|----------------|------------|
| Male | HDC HVE 6+2 MS | 1651330000 |
| Female | HDC HVE 6+2 FS | 1651340000 |

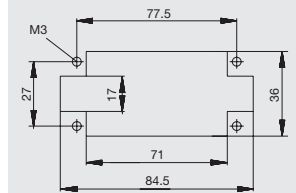
Dimensions



Arrangement of contacts



Mounting cut-out



Selection of Housings RockStar® IP65
Size 6

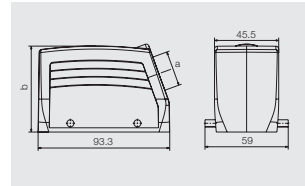


Hood

Hood, Cable Entry sideways



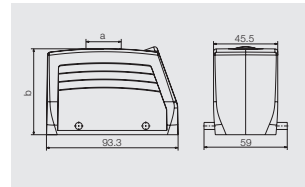
| a | Version | Cover | b (mm) | Designation | Order No. |
|------|-------------|-------|--------|--------------------|------------|
| M 25 | with thread | | 61 | HDC 16B TSBU 1M25G | 1788180000 |
| M 25 | with thread | | 76 | HDC 40D TSBU 1M25G | 1787010000 |
| M 32 | with thread | | 76 | HDC 40D TSBU 1M32G | 1787000000 |




Hood, Cable Entry at top



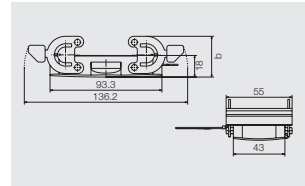
| a | Version | Cover | b (mm) | Designation | Order No. |
|------|-------------|-------|--------|--------------------|------------|
| M 25 | with thread | | 61 | HDC 16B TOBU 1M25G | 1788210000 |
| M 25 | with thread | | 76 | HDC 40D TOBU 1M25G | 1787070000 |
| M 32 | with thread | | 76 | HDC 40D TOBU 1M32G | 1787060000 |



Cover



| Version | Designation | Order No. |
|-----------|------------------|------------|
| for hoods | HDC 16B DMDQ 2QB | 1665270000 |

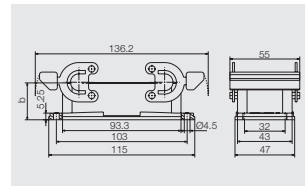


Base

Bulkhead housing



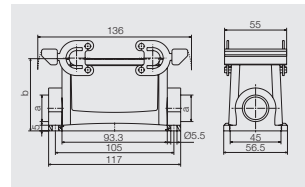
| Version | Cover | b (mm) | Designation | Order No. |
|---------|-------|--------|-------------|------------|
| | | 29 | HDC 16B ABU | 1208600000 |



Base housing



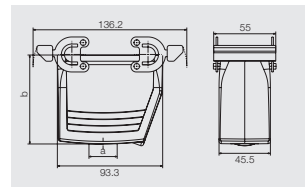
| a | Version | Cover | b (mm) | Designation | Order No. |
|------|-------------|-------|--------|-------------------|------------|
| M 25 | with thread | | 64 | HDC 16B SBU 2M25G | 1788240000 |
| M 25 | with thread | | 84 | HDC 40D SBU 2M25G | 1787120000 |
| M 32 | with thread | | 84 | HDC 40D SBU 2M32G | 1787110000 |



Coupling hood



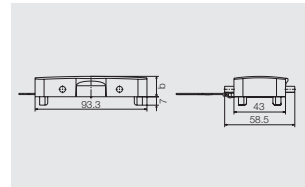
| a | Version | Cover | b (mm) | Designation | Order No. |
|------|-------------|-------|--------|-------------------|------------|
| M 25 | with thread | | 79 | HDC 40D KBU 1M25G | 1787200000 |
| M 32 | with thread | | 79 | HDC 40D KBU 1M32G | 1787190000 |



Cover



| Version | Designation | Order No. |
|-----------|------------------|------------|
| for bases | HDC 16B DODQ 4B0 | 1665260000 |



HVE series - exciting voltage

830 V, 23 A, Size 8

10+2 + ⊕



Inserts

Tension clamp connection



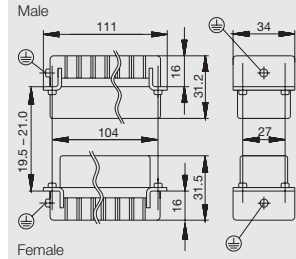
| Insert | Designation | Order No. |
|--------|-----------------|------------|
| Male | HDC HVE 10+2 MT | 1896970000 |
| Female | HDC HVE 10+2 FT | 1896960000 |

Screw connection

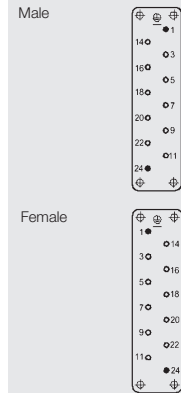


| Insert | Designation | Order No. |
|--------|-----------------|------------|
| Male | HDC HVE 10+2 MS | 1651350000 |
| Female | HDC HVE 10+2 FS | 1651360000 |

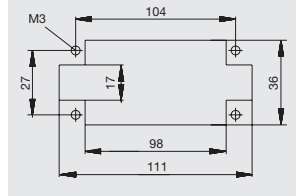
Dimensions



Arrangement of contacts



Mounting cut-out



Selection of Housings RockStar® IP65
Size 8

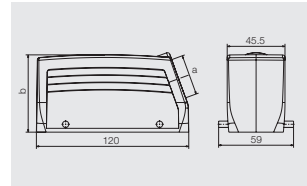


Hood

Hood, Cable Entry sideways



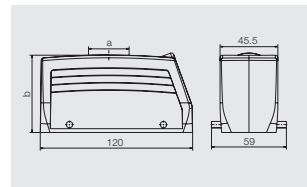
| a | Version | Cover | b (mm) | Designation | Order No. |
|------|-------------|-------|--------|--------------------|------------|
| M 25 | with thread | | 61 | HDC 24B TSBU 1M25G | 1787760000 |
| M 32 | with thread | | 61 | HDC 24B TSBU 1M32G | 1787750000 |
| M 25 | with thread | | 76 | HDC 64D TSBU 1M25G | 1786780000 |
| M 32 | with thread | | 76 | HDC 64D TSBU 1M32G | 1786770000 |



Hood, Cable Entry at top



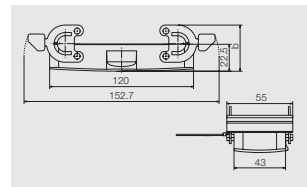
| a | Version | Cover | b (mm) | Designation | Order No. |
|------|-------------|-------|--------|--------------------|------------|
| M 25 | with thread | | 61 | HDC 24B TOBU 1M25G | 1787820000 |
| M 32 | with thread | | 61 | HDC 24B TOBU 1M32G | 1787810000 |
| M 32 | with thread | | 76 | HDC 64D TOBU 1M32G | 1786830000 |



Cover



| Version | Designation | Order No. |
|-----------|------------------|------------|
| for hoods | HDC 24B DMDQ 2QB | 1665640000 |

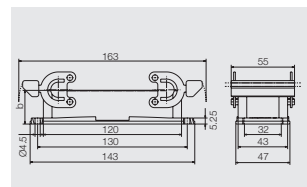


Base

Bulkhead housing



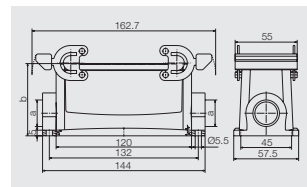
| Version | Cover | b (mm) | Designation | Order No. |
|---------|-------|--------|-------------|------------|
| | | 29.3 | HDC 24B ABU | 1212400000 |



Base housing



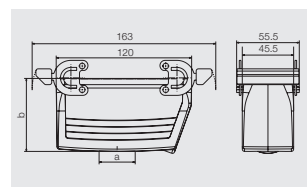
| a | Version | Cover | b (mm) | Designation | Order No. |
|------|-------------|-------|--------|-------------------|------------|
| M 25 | with thread | | 64 | HDC 24B SBU 2M25G | 1787870000 |
| M 25 | with thread | | 84 | HDC 64D SBU 2M25G | 1786890000 |
| M 32 | with thread | | 84 | HDC 64D SBU 2M32G | 1786880000 |



Coupling hood



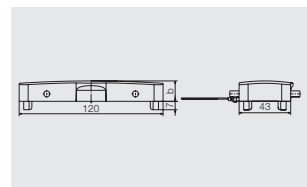
| a | Version | Cover | b (mm) | Designation | Order No. |
|------|-------------|-------|--------|-------------------|------------|
| M 25 | with thread | | 65 | HDC 24B KBU 1M25G | 1787920000 |
| M 32 | with thread | | 79 | HDC 64D KBU 1M32G | 1786960000 |



Cover



| Version | Designation | Order No. |
|-----------|------------------|------------|
| for bases | HDC 24B DODQ 4B0 | 1665630000 |



HSB series – the heavy-duty connectors

The HSB series provides users with 35 A via each contact with screw connections for a safe and reliable connection.



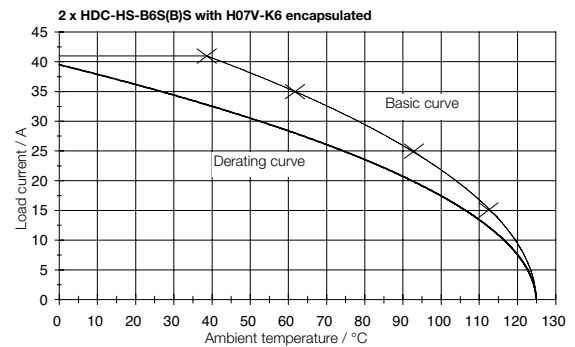
Technical data

| Standards / approvals | |
|--|--|
| Standards | DIN EN 61984 DIN EN 60664-1 |
| Approvals | UL/CSA |
| Inserts | |
| No. of poles | 6, 12 |
| Rated voltage | 400 V |
| Rated voltage to UL/CSA | 600 V |
| Rated current | 35 A |
| Rated impulse withstand voltage | 6 kV |
| Pollution severity | 3 |
| Insulation resistance | $\geq 10^{10} \Omega$ |
| Material | Glass-fibre reinforced PC (in UL list and approved for railway applications) |
| Temperature range | -40 °C ... +125 °C |
| Flammability to UL 94 | V-0 |
| Mechanical service life | |
| – Plugging cycles Ag - Surface | ≥ 500 |
| – Plugging cycles Au - Surface | ≥ 500 |
| Contact resistance | |
| – Screw connection | $\leq 2 \text{ m}\Omega$ |
| Contacts / Material | |
| Sockets and plug-in contact | Copper alloy |
| Surface | Passivated silver or 0.8 μm gold on 2 μm Ni |
| Clamping unit / Screw connection | Copper alloy / Passivated silver |
| Screw connection | |
| – Clamping range | 0.5 – 6 mm ² (AWG 20 ... 10) |
| – Stripping length | 11 mm |
| – flex. with wire end ferrule to DIN 46228 Part 1: | 4 mm ² |
| Clamping torque | |
| – Screw connection | 1.2 ... 1.5 Nm |
| SD blades | 0.6 x 3.5 or 0.8 x 4 mm |
| PE connection | |
| – Clamping range | 0.5 ... 6 mm ² |
| – solid / stranded | 0.5 ... 6 mm ² / 0.5 ... 6 mm ² |
| – flexible / flexible with wire end ferrule, DIN 46228 pt. 1 | 0.5 ... 6 mm ² / 0.5 ... 6 mm ² |
| – AWG conductor | AWG 20 .. 12 |
| – Stripping length | 10 mm |
| – Clamping torque | 2 ... 2.5 Nm |
| – Blade dimensions | SD 1 x 5.5 mm or PH 2 |

Note: Switch off power supply before handling plug-in connectors.

When connecting flexible conductors using screws, wire end ferrules to DIN 46228 Part 1 must be used.

Derating curves



Overview

| | Rated voltage | Rated current | No. of poles | Tension clamp connection | Screw conn. with wire guard spring | Crimp connection | Push In | Axial screw connection | Page |
|--|---------------|---------------|--------------|--------------------------|------------------------------------|------------------|---------|------------------------|------|
|  | 400 V | 35 A | 6 + ⊕ | | • | | | | B.88 |
|  | 400 V | 35 A | 12 + ⊕ | | • | | | | B.90 |

HSB series - the heavy-duty connectors

400 V, 35 A, Size 6

6 + 

Inserts



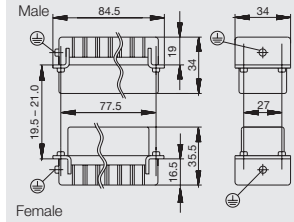
Screw connection



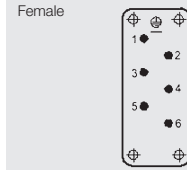
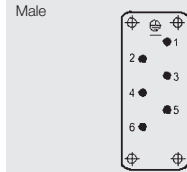
| Insert | Designation | Order No. |
|--------|--------------|------------|
| Male | HDC HSB 6 MS | 1498700000 |
| Female | HDC HSB 6 FS | 1498900000 |

B

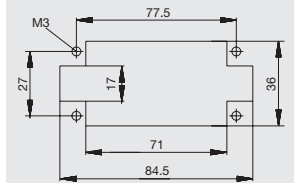
Dimensions



Arrangement of contacts



Mounting cut-out



Selection of Housings RockStar® IP65
Size 6

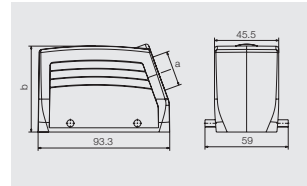


Hood

Hood, Cable Entry sideways



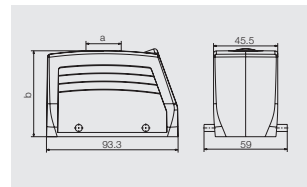
| a | Version | Cover | b (mm) | Designation | Order No. |
|------|-------------|-------|--------|--------------------|------------|
| M 25 | with thread | | 61 | HDC 16B TSBU 1M25G | 1788180000 |
| M 25 | with thread | | 76 | HDC 40D TSBU 1M25G | 1787010000 |
| M 32 | with thread | | 76 | HDC 40D TSBU 1M32G | 1787000000 |




Hood, Cable Entry at top



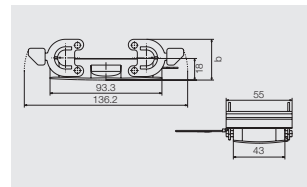
| a | Version | Cover | b (mm) | Designation | Order No. |
|------|-------------|-------|--------|--------------------|------------|
| M 25 | with thread | | 61 | HDC 16B TOBU 1M25G | 1788210000 |
| M 25 | with thread | | 76 | HDC 40D TOBU 1M25G | 1787070000 |
| M 32 | with thread | | 76 | HDC 40D TOBU 1M32G | 1787060000 |



Cover



| Version | Designation | Order No. |
|-----------|------------------|------------|
| for hoods | HDC 16B DMDQ 2QB | 1665270000 |

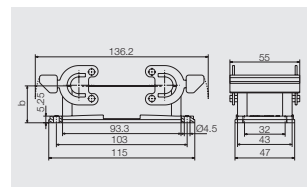


Base

Bulkhead housing



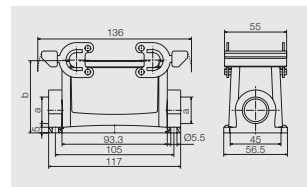
| Version | Cover | b (mm) | Designation | Order No. |
|---------|-------|--------|-------------|------------|
| | | 29 | HDC 16B ABU | 1208600000 |



Base housing



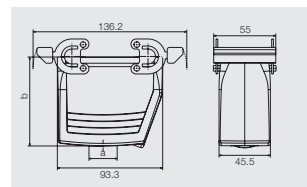
| a | Version | Cover | b (mm) | Designation | Order No. |
|------|-------------|-------|--------|-------------------|------------|
| M 25 | with thread | | 64 | HDC 16B SBU 2M25G | 1788240000 |
| M 25 | with thread | | 84 | HDC 40D SBU 2M25G | 1787120000 |
| M 32 | with thread | | 84 | HDC 40D SBU 2M32G | 1787110000 |



Coupling hood



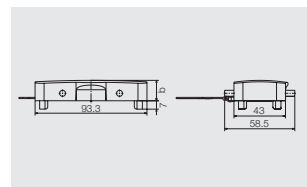
| a | Version | Cover | b (mm) | Designation | Order No. |
|------|-------------|-------|--------|-------------------|------------|
| M 25 | with thread | | 79 | HDC 40D KBU 1M25G | 1787200000 |
| M 32 | with thread | | 79 | HDC 40D KBU 1M32G | 1787190000 |



Cover



| Version | Designation | Order No. |
|-----------|------------------|------------|
| for bases | HDC 16B DODQ 4B0 | 1665260000 |



HSB series - the heavy-duty connectors

400 V, 35 A, Size 10

12 + ⊕

Inserts



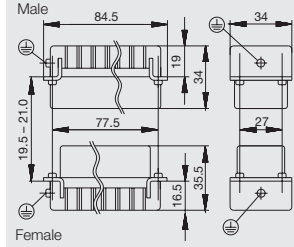
Screw connection



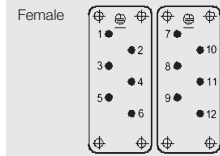
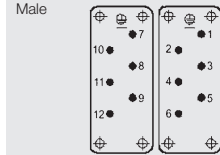
| Insert | Designation | Order No. |
|--------|---------------------|------------|
| Male | HDC HSB 6 MS | 1498700000 |
| Female | HDC HSB 6 FS | 1498900000 |
| Male | HDC HSB 6 MS 7 - 12 | 1498800000 |
| Female | HDC HSB 6 FS 7 - 12 | 1499000000 |

B

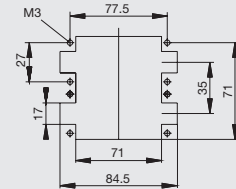
Dimensions



Arrangement of contacts



Mounting cut-out



Selection of Housings RockStar® IP65
Size 10



Hood

Hood, Cable Entry sideways



| a | Version | Cover | b (mm) | Designation | Order No. |
|------|-------------|-------|--------|--------------------|------------|
| M 32 | with thread | | 79 | HDC 32B TSLU 1M32G | 1788420000 |

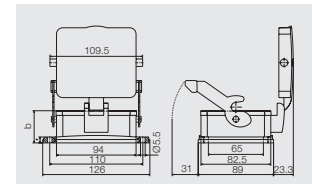


Base

Bulkhead housing



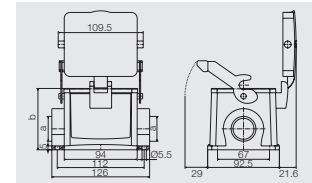
| Version | Cover | b (mm) | Designation | Order No. |
|---------|------------|--------|--------------|------------|
| | with cover | 55 | HDC 32B ADLU | 1219800000 |
| | | 38 | HDC 32B ALU | 1219500000 |



Base housing



| a | Version | Cover | b (mm) | Designation | Order No. |
|------|-------------|------------|--------|--------------------|------------|
| M 32 | with thread | with cover | 96 | HDC 32B SDLU 2M32G | 1788490000 |
| M 32 | with thread | | 79 | HDC 32B SLU 2M32G | 1788470000 |



Coupling hood



| a | Version | Cover | b (mm) | Designation | Order No. |
|------|-------------|-------|--------|-------------------|------------|
| M 32 | with thread | | 83 | HDC 32B KLU 1M32G | 1788500000 |



MixMate series – the high-capacity connectors

MixMate integrates axial screw contacts and TOP connection technology in one plug-in connector. The compact design allows simultaneous transmission of high currents, high voltages and signals.







Technical data

| | S 4 | S 4/0 | S 6/12 | S 6/6 |
|---|---|---|---|---|
| Standards / approvals | | | | |
| Standards | DIN EN 61984 DIN EN 60664-1 | DIN EN 61984 DIN EN 60664-1 | DIN EN 61984 DIN EN 60664-1 | DIN EN 61984 DIN EN 60664-1 |
| Approvals | UL/CSA | UL/CSA | UL/CSA | UL/CSA |
| Inserts | | | | |
| No. of poles | | | | |
| – Power contact | 4 (+PE) | 4 | 6 | 6 (+PE) |
| – Signal contact | | | 12 | 6 |
| Rated voltage | | | | |
| – Power contact | 1000 V | 830 V | 630 V | 630 V |
| – Signal contact | | | 400 V | 400 V |
| Rated voltage to UL/CSA | 600 V | 600 V | 600 V | 600 V |
| Rated current | | | | |
| – Power contact | 65 A | 80 A | 48 A | 100 A |
| – Signal contact | | | 16 A | 16 A |
| Rated impulse withstand voltage | | | | |
| – Power contact | 8 KV | 8 KV | 8 KV | 8 KV |
| – Signal contact | | | 6 KV | 6 KV |
| Pollution severity | 3 | 3 | 3 | 3 |
| Insulation resistance | $\geq 10^{10} \Omega$ | $\geq 10^{10} \Omega$ | $\geq 10^{10} \Omega$ | $\geq 10^{10} \Omega$ |
| Material | Glass-fibre reinforced PC (in UL list and approved for railway applications) | Glass-fibre reinforced PC (in UL list and approved for railway applications) | Glass-fibre reinforced PC (in UL list and approved for railway applications) | Glass-fibre reinforced PC (in UL list and approved for railway applications) |
| Temperature range | -40 °C ... +125 °C | -40 °C ... +125 °C | -40 °C ... +125 °C | -40 °C ... +125 °C |
| Flammability to UL 94 | V-0 | V-0 | V-0 | V-0 |
| Mechanical service life | | | | |
| – Plugging cycles Ag - Surface | ≥ 500 | ≥ 500 | ≥ 500 | ≥ 500 |
| – Plugging cycles Au - Surface | ≥ 500 | ≥ 500 | ≥ 500 | ≥ 500 |
| Contact resistance with min. and max. conductors | $\leq 4 \text{ m}\Omega$ | $\leq 4 \text{ m}\Omega$ | $\leq 4 \text{ m}\Omega$ | $\leq 4 \text{ m}\Omega$ |
| Contacts / Material | | | | |
| Sockets and plug-in contact | Copper alloy | Copper alloy | Copper alloy | Copper alloy |
| Surface | Passivated silver or 0.8 μm gold on 2 μm Nickel | Passivated silver or 0.8 μm gold on 2 μm Nickel | Passivated silver or 0.8 μm gold on 2 μm Nickel | Passivated silver or 0.8 μm gold on 2 μm Nickel |
| Flexible conductor connection | | | | |
| – Power contact | 2.5 - 10 mm ² (AWG 14 ... 8) | 1.5 - 16 mm ² (AWG 16 ... 6) | 2.5 - 10 mm ² (AWG 14 ... 8) | 16 - 35 mm ² (AWG 8 ... 2) |
| – Signal contact | | | 0.5 - 2.5 mm ² (AWG 24 ... 14) | 0.5 - 2.5 mm ² (AWG 24 ... 14) |
| Stripping length | | | | |
| – Power contact | 8 mm | 8 mm | 8 mm | 13 mm |
| – Signal contact | | | 12 mm | 12 mm |
| Clamping torque/Axial connection | | | | |
| – Screw connection | | 2 ... 3 Nm | | |
| – Power contact | 1.1 - 1.7 Nm | | 1.1 - 1.7 Nm | 6 ... 8 Nm |
| – Signal contact | | | 0.45 ... 0.9 Nm | 0.45 ... 0.9 Nm |
| Fixings | | | | |
| Hexagon socket, 2 mm | SW 2 | SW 3 | SW 2 | SW 4 |
| Screwdriver | 0.6 x 3.5 | | 0.6 x 3.5 mm | SD 0.6 x 3.5 or PZ 0 |
| PE connection via plug/socket | | | | |
| – Clamping range | 1.5/2.5 ... 4/10 mm ² | 1.5 ... 16 mm ² with cable lug | 2.5 ... 10 mm ² | 0.5 ... 4 mm ² |
| – AWG conductor | AWG 16/14 ... 12/8 | AWG 16 ... 6 | AWG 14 ... 8 | AWG 20 ... 12 |
| – Stripping length | 8 mm | 8 mm (for wire up to 6 mm ² only) | 8 mm | 8 mm |
| – Clamping torque | 0.5 - 0.8 Nm | 2 ... 2.5 Nm | 2 ... 2.5 Nm | 1.2 - 1.5 mm |
| – Blade dimensions | SD 0.8 x 4 mm | SD 0.8 x 4 mm or PZ 2 | SD 0.8 x 4 mm or PZ 2 | SD 0.8 x 4 mm or PZ 1 |

Note: Power contact = axial connection, Signal contact = screw connection, Switch off power supply before handling plug-in connectors. MixMate S6/6 with PE via axial connection with data identical to the power contact

Overview

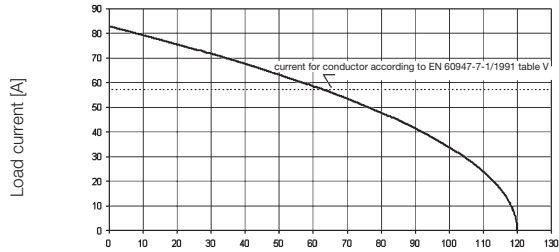
| | Rated voltage | Rated current | No. of poles | Tension clamp connection | Screw conn. with wire guard spring | Crimp connection | Push In | Axial screw connection | Page |
|---|---------------|---------------|--------------|--------------------------|------------------------------------|------------------|---------|------------------------|-------|
|  | 1000 V | 65 A | 4 + ⊕ | | | | | • | B.96 |
|  | 830 V | 80 A | 4 + 0 + ⊕ | | | | | • | B.98 |
|  | 630 V | 48 A | 6 + 12 + ⊕ | | | • | | • | B.100 |
|  | 630 V | 100 A | 6 + 6 + ⊕ | | | • | | • | B.102 |

Technical data

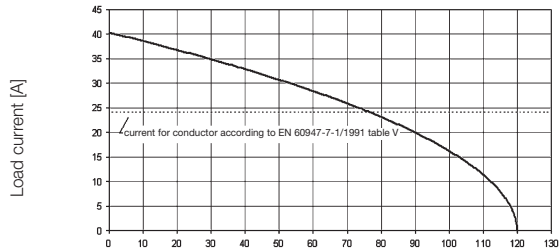
Derating curves

Size 3

MixMate – 4 power contacts



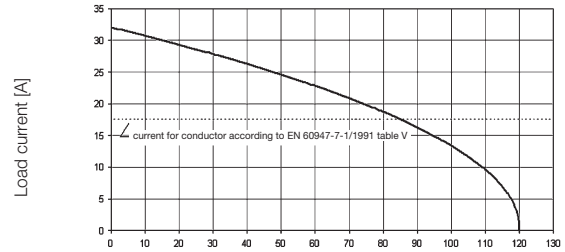
HDC-S4-SAS/BAS H07V-K10 Ambient temperature [°C]



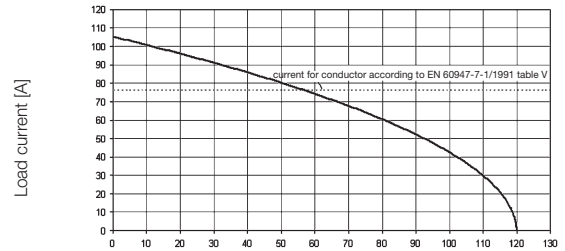
HDC-S4-SAS/BAS H07V-K2,5 Ambient temperature [°C]

Size 6

MixMate – 4 power contacts



HDC-S4/0-SAS/BAS H07V-K1,5 Ambient temperature [°C]



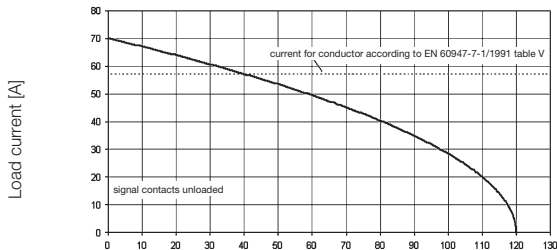
HDC-S4/0-SAS/BAS H07V-K16 Ambient temperature [°C]

Technical data

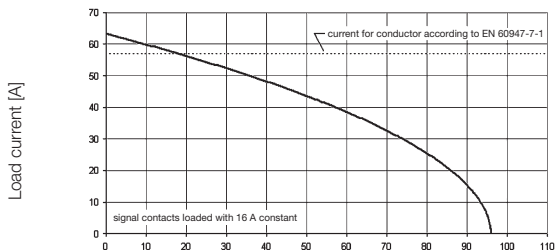
Derating curves

Size 6

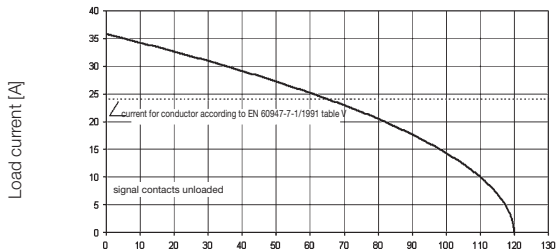
MixMate – 6 power contacts/12 signal contacts



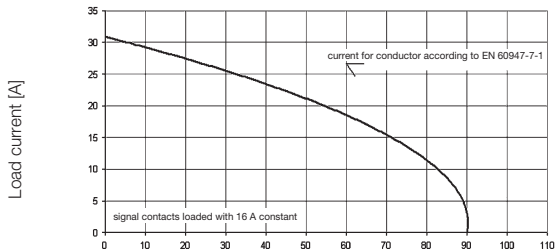
HDC-S6/12-SAS/BAS Ambient temperature [°C]
power contacts H07V-K10



HDC-S6/12-SAS/BAS Ambient temperature [°C]
power contacts H07V-K10



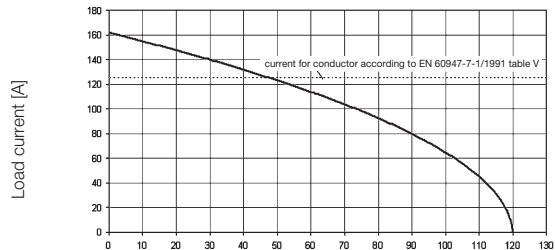
HDC-S6/12-SAS/BAS Ambient temperature [°C]
power contacts H07V-K2,5



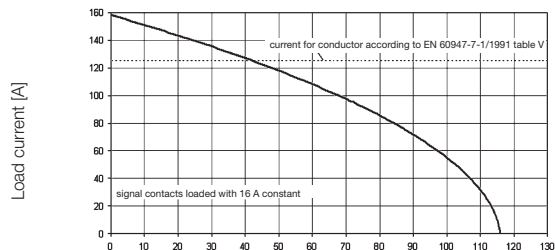
HDC-S6/12-SAS/BAS Ambient temperature [°C]
power contacts H07V-K2,5

Size 8

MixMate – 6 power contacts/6 signal contacts



HDC-S6/6-SAS/BAS Ambient temperature [°C]
power contacts H07V-K35



HDC-S6/6-SAS/BAS Ambient temperature [°C]
power contacts H07V-K35

MixMate series - the high-capacity connectors

1000 V, 65 A, Size 3

4 + ⊕

Inserts



Axial screw connection

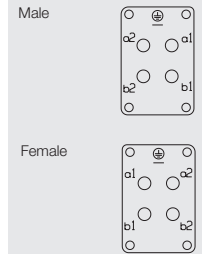


| Insert | Designation | Order No. |
|--------|-------------|------------|
| Male | HDC S4 SAS | 1789990000 |
| Female | HDC S4 BAS | 1789980000 |

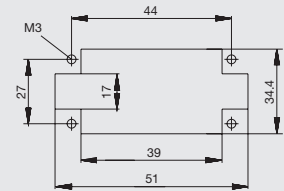
Dimensions



Arrangement of contacts



Mounting cut-out



Selection of Housings RockStar® IP65
Size 3



Hood

Hood, Cable Entry sideways



| a | Version | Cover | b (mm) | Designation | Order No. |
|------|-------------|-------|--------|--------------------|------------|
| M 20 | with thread | | 52 | HDC 06B TSLU 1M20G | 1788100000 |
| M 20 | with thread | | 52 | HDC 06B TSLU 1M20G | 1805930000 |
| M 25 | with thread | | 52 | HDC 06B TSLU 1M25G | 1788090000 |
| M 25 | with thread | | 72 | HDC 16D TSLU 1M25G | 1787480000 |



Hood, Cable Entry at top



| a | Version | Cover | b (mm) | Designation | Order No. |
|------|-------------|-------|--------|--------------------|------------|
| M 20 | with thread | | 52 | HDC 06B TOLU 1M20G | 1788120000 |
| M 25 | with thread | | 52 | HDC 06B TOLU 1M25G | 1788110000 |
| M 25 | with thread | | 72 | HDC 16D TOLU 1M25G | 1787500000 |
| M 32 | with thread | | 72 | HDC 16D TOLU 1M32G | 1787490000 |



Cover



| Version | Designation | Order No. |
|-----------|------------------|------------|
| for hoods | HDC 06B DMDL 1LB | 1665210000 |



Base

Bulkhead housing



| Version | Cover | b (mm) | Designation | Order No. |
|---------|------------|--------|--------------|------------|
| | | 29 | HDC 06B ALU | 1202100000 |
| | with cover | 47 | HDC 06B ADLU | 1202500000 |



Base housing



| a | Version | Cover | b (mm) | Designation | Order No. |
|------|-------------|------------|--------|--------------------|------------|
| M 20 | with thread | | 54 | HDC 06B SLU 2M20G | 1788140000 |
| M 20 | with thread | with cover | 72 | HDC 06B SDLU 2M20G | 1788170000 |
| M 25 | with thread | | 54 | HDC 06B SLU 2M25G | 1788130000 |
| M 25 | with thread | with cover | 72 | HDC 06B SDLU 2M25G | 1788160000 |



Cover



| Version | Designation | Order No. |
|-----------|------------------|------------|
| for bases | HDC 06B DODL 2BO | 1665200000 |



MixMate series - the high-capacity connectors

630 V, 80 A, Size 6

4+0 + ⊕

Inserts



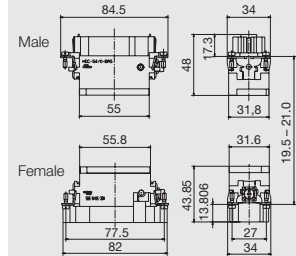
Axial screw connection



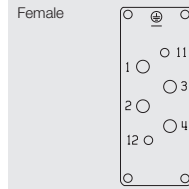
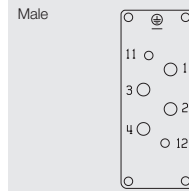
| Insert | Designation | Order No. |
|--------|--------------|------------|
| Male | HDC S4 0 SAS | 1789960000 |
| Female | HDC S4 0 BAS | 1789970000 |

B

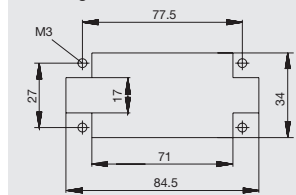
Dimensions



Arrangement of contacts



Mounting cut-out



Selection of Housings RockStar® IP65
Size 6



Hood

Hood, Cable Entry sideways



| a | Version | Cover | b (mm) | Designation | Order No. |
|------|-------------|-------|--------|--------------------|------------|
| M 25 | with thread | | 61 | HDC 16B TSBU 1M25G | 1788180000 |
| M 25 | with thread | | 76 | HDC 40D TSBU 1M25G | 1787010000 |
| M 32 | with thread | | 76 | HDC 40D TSBU 1M32G | 1787000000 |



Hood, Cable Entry at top



| a | Version | Cover | b (mm) | Designation | Order No. |
|------|-------------|-------|--------|--------------------|------------|
| M 25 | with thread | | 61 | HDC 16B TOBU 1M25G | 1788210000 |
| M 25 | with thread | | 76 | HDC 40D TOBU 1M25G | 1787070000 |
| M 32 | with thread | | 76 | HDC 40D TOBU 1M32G | 1787060000 |



Cover



| Version | Designation | Order No. |
|-----------|------------------|------------|
| for hoods | HDC 16B DMDQ 2QB | 1665270000 |



Base

Bulkhead housing



| Version | Cover | b (mm) | Designation | Order No. |
|---------|-------|--------|-------------|------------|
| | | 29 | HDC 16B ABU | 1208600000 |



Base housing



| a | Version | Cover | b (mm) | Designation | Order No. |
|------|-------------|-------|--------|-------------------|------------|
| M 25 | with thread | | 64 | HDC 16B SBU 2M25G | 1788240000 |
| M 25 | with thread | | 84 | HDC 40D SBU 2M25G | 1787120000 |
| M 32 | with thread | | 84 | HDC 40D SBU 2M32G | 1787110000 |



Coupling hood



| a | Version | Cover | b (mm) | Designation | Order No. |
|------|-------------|-------|--------|-------------------|------------|
| M 25 | with thread | | 79 | HDC 40D KBU 1M25G | 1787200000 |
| M 32 | with thread | | 79 | HDC 40D KBU 1M32G | 1787190000 |



Cover



| Version | Designation | Order No. |
|-----------|------------------|------------|
| for bases | HDC 16B DODQ 4B0 | 1665260000 |



MixMate series - the high-capacity connectors

630 V, 48 A, Size 6

6+12 + ⊕

Inserts



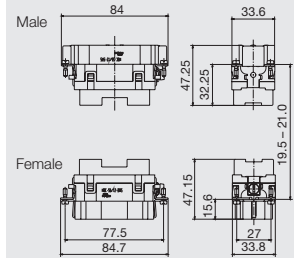
Axial screw connection



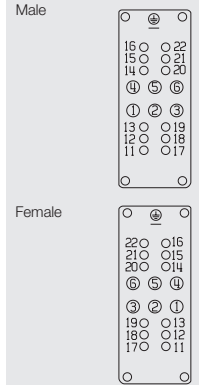
| Insert | Designation | Order No. |
|--------|---------------|------------|
| Male | HDC S6 12 SAS | 1790000000 |
| Female | HDC S6 12 BAS | 1790010000 |

Note Please note: the signal contacts are designed for a rated voltage of 400V and a rated current of 16A.

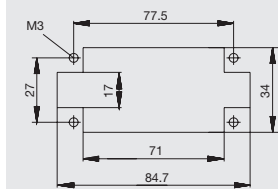
Dimensions



Arrangement of contacts



Mounting cut-out



Selection of Housings RockStar® IP65
Size 6



Hood

Hood, Cable Entry sideways



| a | Version | Cover | b (mm) | Designation | Order No. |
|------|-------------|-------|--------|--------------------|------------|
| M 25 | with thread | | 61 | HDC 16B TSBU 1M25G | 1788180000 |
| M 25 | with thread | | 76 | HDC 40D TSBU 1M25G | 1787010000 |
| M 32 | with thread | | 76 | HDC 40D TSBU 1M32G | 1787000000 |



Hood, Cable Entry at top



| a | Version | Cover | b (mm) | Designation | Order No. |
|------|-------------|-------|--------|--------------------|------------|
| M 25 | with thread | | 61 | HDC 16B TOBU 1M25G | 1788210000 |
| M 25 | with thread | | 76 | HDC 40D TOBU 1M25G | 1787070000 |
| M 32 | with thread | | 76 | HDC 40D TOBU 1M32G | 1787060000 |



Cover



| Version | Designation | Order No. |
|-----------|------------------|------------|
| for hoods | HDC 16B DMDQ 2QB | 1665270000 |



Base

Bulkhead housing



| Version | Cover | b (mm) | Designation | Order No. |
|---------|-------|--------|-------------|------------|
| | | 29 | HDC 16B ABU | 1208600000 |



Base housing



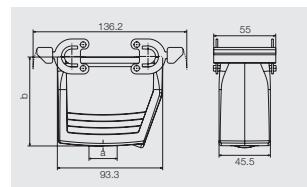
| a | Version | Cover | b (mm) | Designation | Order No. |
|------|-------------|-------|--------|-------------------|------------|
| M 25 | with thread | | 64 | HDC 16B SBU 2M25G | 1788240000 |
| M 25 | with thread | | 84 | HDC 40D SBU 2M25G | 1787120000 |
| M 32 | with thread | | 84 | HDC 40D SBU 2M32G | 1787110000 |



Coupling hood



| a | Version | Cover | b (mm) | Designation | Order No. |
|------|-------------|-------|--------|-------------------|------------|
| M 25 | with thread | | 79 | HDC 40D KBU 1M25G | 1787200000 |
| M 32 | with thread | | 79 | HDC 40D KBU 1M32G | 1787190000 |



Cover



| Version | Designation | Order No. |
|-----------|------------------|------------|
| for bases | HDC 16B DODQ 4B0 | 1665260000 |



MixMate series - the high-capacity connectors

630 V, 100 A, Size 8

6+6 + ⊕

Inserts



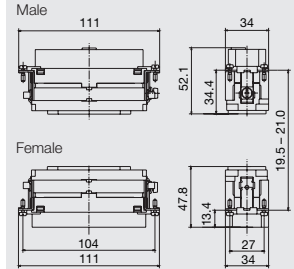
Axial screw connection



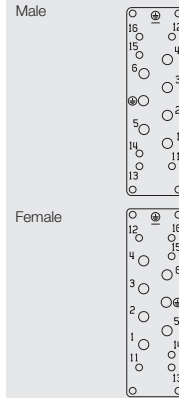
| Insert | Designation | Order No. |
|--------|--------------|------------|
| Male | HDC S6 6 SAS | 1790030000 |
| Female | HDC S6 6 BAS | 1790020000 |

Note Please note: the signal contacts are designed for a rated voltage of 400V and a rated current of 16A.

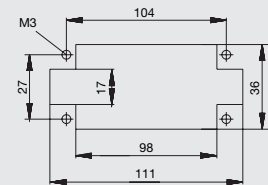
Dimensions



Arrangement of contacts



Mounting cut-out



Selection of Housings RockStar® IP65
Size 8



Hood

Hood, Cable Entry sideways



| a | Version | Cover | b (mm) | Designation | Order No. |
|------|-------------|-------|--------|--------------------|------------|
| M 25 | with thread | | 61 | HDC 24B TSBU 1M25G | 1787760000 |
| M 32 | with thread | | 61 | HDC 24B TSBU 1M32G | 1787750000 |
| M 25 | with thread | | 76 | HDC 64D TSBU 1M25G | 1786780000 |
| M 32 | with thread | | 76 | HDC 64D TSBU 1M32G | 1786770000 |



Hood, Cable Entry at top



| a | Version | Cover | b (mm) | Designation | Order No. |
|------|-------------|-------|--------|--------------------|------------|
| M 25 | with thread | | 61 | HDC 24B TOBU 1M25G | 1787820000 |
| M 32 | with thread | | 61 | HDC 24B TOBU 1M32G | 1787810000 |
| M 32 | with thread | | 76 | HDC 64D TOBU 1M32G | 1786830000 |



Cover



| Version | Designation | Order No. |
|-----------|------------------|------------|
| for hoods | HDC 24B DMDQ 2QB | 1665640000 |



Base

Bulkhead housing



| Version | Cover | b (mm) | Designation | Order No. |
|---------|-------|--------|-------------|------------|
| | | 29.3 | HDC 24B ABU | 1212400000 |



Base housing



| a | Version | Cover | b (mm) | Designation | Order No. |
|------|-------------|-------|--------|-------------------|------------|
| M 25 | with thread | | 64 | HDC 24B SBU 2M25G | 1787870000 |
| M 25 | with thread | | 84 | HDC 64D SBU 2M25G | 1786890000 |
| M 32 | with thread | | 84 | HDC 64D SBU 2M32G | 1786880000 |



Coupling hood



| a | Version | Cover | b (mm) | Designation | Order No. |
|------|-------------|-------|--------|-------------------|------------|
| M 25 | with thread | | 65 | HDC 24B KBU 1M25G | 1787920000 |
| M 32 | with thread | | 79 | HDC 64D KBU 1M32G | 1786960000 |



Cover



| Version | Designation | Order No. |
|-----------|------------------|------------|
| for bases | HDC 24B DODQ 4B0 | 1665630000 |




HQ series – the powerful little connectors

Small dimensions, but nevertheless capable. The electrical ratings speak for themselves and they are also suitable for the proven HE crimp contacts.

B

That makes for manageability and clarity.



Technical data

| Standards / approvals | |
|--|--|
| Standards | DIN EN 61984 DIN EN 60664-1 |
| Approvals | UL/CSA |
| Inserts | |
| No. of poles | 5, 8 (+PE) |
| Rated voltage | |
| – HQ 5 | 400 V (250 V Pole / PE) |
| – HQ 8 | 500 V |
| Rated voltage to UL/CSA | 600 V |
| Rated current | 16 A |
| Rated impulse withstand voltage | |
| – HQ 5 | 4 kV |
| – HQ 8 | 6 kV |
| Pollution severity | 3 |
| Insulation resistance | $\geq 10^{10} \Omega$ |
| Material | Glass-fibre reinforced PC (in UL list and approved for railway applications) |
| Temperature range | -40 °C ... +125 °C |
| Flammability to UL 94 | V-0 |
| Mechanical service life | |
| – Plugging cycles Ag - Surface | ≥ 500 |
| – Plugging cycles Au - Surface | ≥ 500 |
| Contact resistance | |
| – Crimp connection | $\leq 4 \text{ m}\Omega$ |
| Contacts / Material | |
| Sockets and plug-in contact | Copper alloy |
| Surface | Passivated silver, or 0.8 μm gold on 2 μm nickel |
| Crimp connection | |
| – Flexible conductor connection | 0.5 - 4 mm ² (AWG 20 ... 12) |
| – Stripping length | 7.5 mm |
| Clamping torque | |
| – Screw connection | |
| SD blades | |
| – Screw connection | |
| – Push In | |
| – Tension clamp connection | |
| PE connection | |
| – Clamping range | 0.5 ... 4 mm ² |
| – solid / stranded | 0.5 ... 4 mm ² / 0.5 ... 4 mm ² |
| – flexible / flexible with wire end ferrule, DIN 46228 pt. 1 | 0.5 ... 4 mm ² / 0.5 ... 4 mm ² |
| – AWG conductor | AWG 20 ... 12 |
| – Stripping length | 10 mm |
| – Clamping torque | 1.2 ... 1.5 Nm |
| – Blade dimensions | SD 0.8 x 4 mm or PZ 1 |

Note: Switch off power supply before handling plug-in connectors.

Overview

| | Rated voltage | Rated current | No. of poles | Tension clamp connection | Screw conn. with wire guard spring | Crimp connection | Push In | Axial screw connection | Page |
|--|---------------|---------------|--------------|--------------------------|------------------------------------|------------------|---------|------------------------|-------|
|  | 400 V | 16 A | 5 + ⊕ | | | • | | | B.106 |
|  | 500 V | 16 A | 8 + ⊕ | | | • | | | B.108 |

HQ series - the powerful little connectors

400 V, 16 A, Size 1

5 + ⊕

Inserts

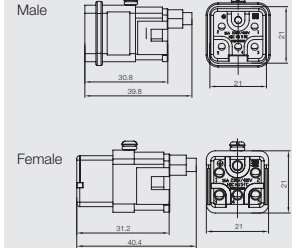


Crimp connection



| Insert | Designation | Order No. |
|--------|-------------|------------|
| Male | HDC HQ 5 MC | 1912440000 |
| Female | HDC HQ 5 FC | 1912460000 |

Dimensions



B

Accessories

Crimp contacts

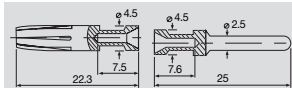
Surface silver



Surface gold



| Qty. | Male | Order No. | Female | Order No. |
|------|---------------------|------------|---------------------|------------|
| 100 | HDC-C-HE-SM0.5AG | 1200500000 | HDC-C-HE-BM0.5AG | 1201100000 |
| 100 | HDC-C-HE-SM0.75-1AG | 1200600000 | HDC-C-HE-BM0.75-1AG | 1201200000 |
| 100 | HDC-C-HE-SM1.5AG | 1200700000 | HDC-C-HE-BM1.5AG | 1201300000 |
| 100 | HDC-C-HE-SM2.5AG | 1200800000 | HDC-C-HE-BM2.5AG | 1201400000 |
| 100 | HDC-C-HE-SM4.0AG | 1200900000 | HDC-C-HE-BM4.0AG | 1201500000 |
| 100 | HDC-C-HE-SM0.5AU | 1651420000 | HDC-C-HE-BM0.5AU | 1651470000 |
| 100 | HDC-C-HE-SM0.75-1AU | 1651430000 | HDC-C-HE-BM0.75-1AU | 1651480000 |
| 100 | HDC-C-HE-SM1.5AU | 1651440000 | HDC-C-HE-BM1.5AU | 1651490000 |
| 100 | HDC-C-HE-SM2.5AU | 1651450000 | HDC-C-HE-BM2.5AU | 1651500000 |
| 100 | HDC-C-HE-SM4.0AU | 1651460000 | HDC-C-HE-BM4.0AU | 1651510000 |



Single contacts

| Conductor mm ² | AWG No. |
|---------------------------|---------|
| 0.50 | 20 |
| 0.75 - 1.00 | 18 |
| 1.50 | 16 |
| 2.50 | 14 |
| 4.00 | 12 |

Tools



| Crimping tool | Order No. |
|----------------------|------------|
| CTX CM 1.6/2.5 | 9018490000 |
| Contact removal tool | Order No. |
| Removal Tool HE | 1866750000 |

Selection of Housings RockStar® IP65
Size 1



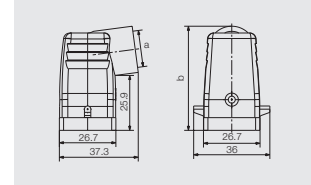
Hood

material: Diecast aluminium

Hood, Cable Entry sideways



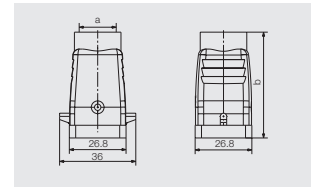
| a | Version | Cover | b (mm) | Designation | Order No. |
|------|-------------|-------|--------|--------------------|------------|
| M 20 | with thread | | 49.2 | HDC 04A TWLU 1M20G | 1788810000 |



Hood, Cable Entry at top



| a | Version | Cover | b (mm) | Designation | Order No. |
|------|-------------|-------|--------|--------------------|------------|
| M 20 | with thread | | 50 | HDC 04A TOLU 1M20G | 1788820000 |

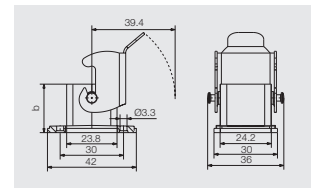


Base

Bulkhead housing



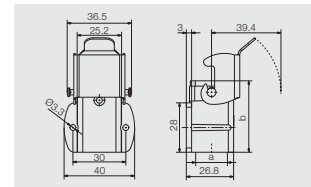
| Version | Cover | b (mm) | Designation | Order No. |
|---------|-------|--------|-------------|------------|
| | | 23 | HDC 04A ALU | 1497600000 |



Base housing



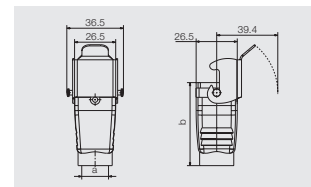
| a | Version | Cover | b (mm) | Designation | Order No. |
|------|-------------|-------|--------|-------------------|------------|
| M 20 | with thread | | 25.8 | HDC 04A SLU 1M20G | 1788830000 |



Coupling hood



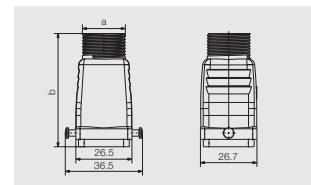
| a | Version | Cover | b (mm) | Designation | Order No. |
|------|-------------|-------|--------|--------------------|------------|
| M 20 | with thread | | 53.5 | HDC 04A KOLU 1M20G | 1788840000 |



Screw Mounting Housing



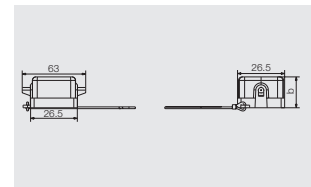
| a | Version | Cover | b (mm) | Designation | Order No. |
|---------|-------------|-------|--------|------------------------|------------|
| M 20 | with thread | | 54 | HDC 04A ELU 1M20G | 1900320000 |
| PG 13,5 | with thread | | 54 | HDC 04A ELU 1PG13G | 1900330000 |
| PG 13,5 | with thread | | 54 | HDC 04A ELU 1PG13G EXI | 1900350000 |



Cover



| Version | Designation | Order No. |
|-------------------|------------------|------------|
| for female insert | HDC 04A DMDL 2BO | 1665750000 |
| for male insert | HDC 04A DODL 2BO | 1665740000 |



HQ series - the powerful little connectors

500 V, 16 A

8 +



Inserts

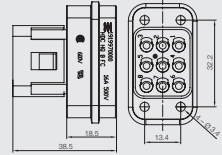
Crimp connection



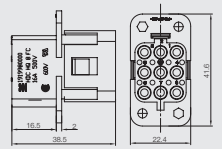
| Insert | Designation | Order No. |
|--------|-------------|------------|
| Male | HDC HQ 8 MC | 1919970000 |
| Female | HDC HQ 8 FC | 1919980000 |

Dimensions

Male



Female



B

Accessories

Crimp contacts

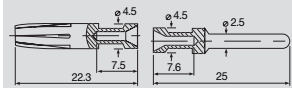
Surface silver



Surface gold



| Qty. | Male | Order No. | Female | Order No. |
|------|---------------------|------------|---------------------|------------|
| 100 | HDC-C-HE-SM0.5AG | 1200500000 | HDC-C-HE-BM0.5AG | 1201100000 |
| 100 | HDC-C-HE-SM0.75-1AG | 1200600000 | HDC-C-HE-BM0.75-1AG | 1201200000 |
| 100 | HDC-C-HE-SM1.5AG | 1200700000 | HDC-C-HE-BM1.5AG | 1201300000 |
| 100 | HDC-C-HE-SM2.5AG | 1200800000 | HDC-C-HE-BM2.5AG | 1201400000 |
| 100 | HDC-C-HE-SM4.0AG | 1200900000 | HDC-C-HE-BM4.0AG | 1201500000 |
| 100 | HDC-C-HE-SM0.5AU | 1651420000 | HDC-C-HE-BM0.5AU | 1651470000 |
| 100 | HDC-C-HE-SM0.75-1AU | 1651430000 | HDC-C-HE-BM0.75-1AU | 1651480000 |
| 100 | HDC-C-HE-SM1.5AU | 1651440000 | HDC-C-HE-BM1.5AU | 1651490000 |
| 100 | HDC-C-HE-SM2.5AU | 1651450000 | HDC-C-HE-BM2.5AU | 1651500000 |
| 100 | HDC-C-HE-SM4.0AU | 1651460000 | HDC-C-HE-BM4.0AU | 1651510000 |



Single contacts

| Conductor mm ² | AWG No. |
|---------------------------|---------|
| 0.50 | 20 |
| 0.75 - 1.00 | 18 |
| 1.50 | 16 |
| 2.50 | 14 |
| 4.00 | 12 |

Tools



| Cramping tool | Order No. |
|----------------------|------------|
| CTX CM 1.6/2.5 | 9018490000 |
| Contact removal tool | Order No. |
| Removal Tool HE | 1866750000 |

CabinetMate DSTV-HE series – connector at front, terminal at rear

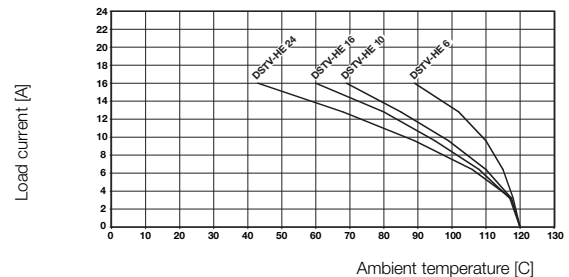
CabinetMate DSTV-HE offers a simple solution for connecting conductors from inside the switch cabinet. From the outside of the switch cabinet, users can connect to their equipment using HE series inserts.



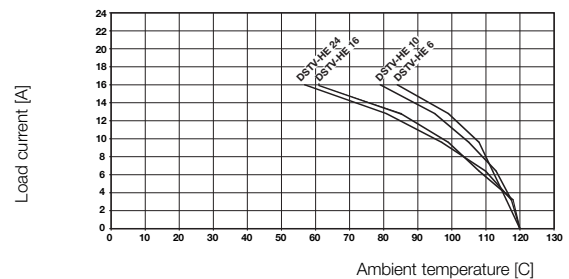
Technical data

| Standards / approvals | |
|---------------------------------|---|
| Standards | DIN EN 61984 DIN EN 60664-1 |
| Approvals | |
| Contact inserts | |
| No. of poles | 6, 10, 16, 24 (+PE) |
| Rated voltage | 500 V |
| Rated current | 16 A |
| Rated impulse withstand voltage | 6 kV |
| Pollution severity | 3 |
| Insulation resistance | $10^{10} \Omega$ |
| Material | Glass fibre reinforced thermoplastic moulding (UL listed) |
| Temperature range | -40° ... +110°C |
| Flammability to UL 94 | V-2 |
| Mechanical service life | |
| Plugging cycles Ag | ≤ 200 |
| Rated voltage to UL / CSA | 600 V AC/DC |
| Contacts | |
| Material | Copper alloy |
| Surface | 3 µm Ag |
| Clamping range | |
| Screw connection | 0.5 ... 4 mm ² / AWG 20 ... 12 |
| Tension clamp connection | 0.5 ... 2.5 mm ² / AWG 20 ... 14 |
| Clamping torque | 0.4 ... 0.7 Nm |
| Stripping length | |
| Screw connection | 12.0 mm |
| Tension clamp connection | 6.0 mm |

Derating curves







Tension spring connection 2,5 mm² conductor



Screw connection 2,5 mm² conductor

Overview

| | Rated voltage | Rated current | No. of poles | Tension clamp connection | Screw conn. with wire guard spring | Crimp connection | Push In | Axial screw connection | Page |
|---|---------------|---------------|--------------|--------------------------|------------------------------------|------------------|---------|------------------------|-------|
|  | 500 V | 16 A | 6 + ⊕ | • | • | | | | B.112 |
|  | 500 V | 16 A | 10 + ⊕ | • | • | | | | B.114 |
|  | 500 V | 16 A | 16 + ⊕ | • | • | | | | B.116 |
|  | 500 V | 16 A | 24 + ⊕ | • | • | | | | B.118 |

CabinetMate DSTV-HE series – connector at front, terminal at rear

500 V, 16 A, Size 3

6 + 



Inserts

Tension clamp connection



| Insert | Designation | Order No. |
|--------|----------------|------------|
| Male | DSTV HE SR6 ZF | 1837510000 |
| Female | DSTV HE BR6 ZF | 1837430000 |
| Male | DSTV HE SL6 ZF | 1837470000 |
| Female | DSTV HE BL6 ZF | 1837390000 |

Screw connection



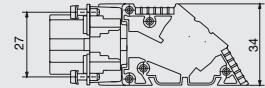
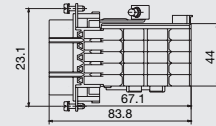
| Insert | Designation | Order No. |
|--------|---------------|------------|
| Male | DSTV HE SR6 S | 1848740000 |
| Female | DSTV HE BR6 S | 1848600000 |
| Male | DSTV HE SL6 S | 1848660000 |
| Female | DSTV HE BL6 S | 1848550000 |

SR – PE conductor right
 BR – PE conductor right
 SL – PE conductor left
 BL – PE conductor left

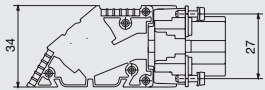
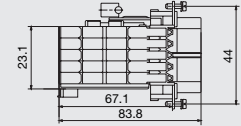
ZF – Tension clamp connection
 S – Screw connection

Dimensions

earthing contact on the left



earthing contact on the right



Selection of Housings RockStar® IP65

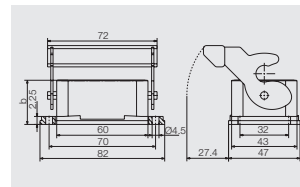


Base

Bulkhead housing



| Version | Cover | b (mm) | Designation | Order No. |
|---------|------------|--------|--------------|------------|
| | | 29 | HDC 06B ALU | 1202100000 |
| | with cover | 47 | HDC 06B ADLU | 1202500000 |



RockStar® inserts

B

CabinetMate DSTV-HE series – connector at front, terminal at rear

500 V, 16 A, Size 4

10 + ⊕



Inserts

Tension clamp connection



| Insert | Designation | Order No. |
|--------|-----------------|------------|
| Male | DSTV HE SR10 ZF | 1837520000 |
| Female | DSTV HE BR10 ZF | 1837440000 |
| Male | DSTV HE SL10 ZF | 1837480000 |
| Female | DSTV HE BL10 ZF | 1837400000 |

Screw connection



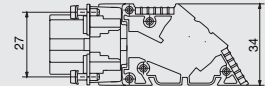
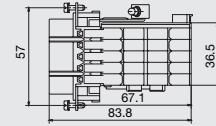
| Insert | Designation | Order No. |
|--------|----------------|------------|
| Male | DSTV HE SR10 S | 1848750000 |
| Female | DSTV HE BR10 S | 1848610000 |
| Male | DSTV HE SL10 S | 1848680000 |
| Female | DSTV HE BL10 S | 1848570000 |

SR – PE conductor right
 BR – PE conductor right
 SL – PE conductor left
 BL – PE conductor left

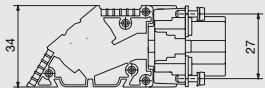
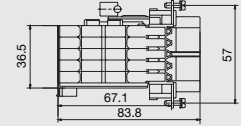
ZF – Tension clamp connection
 S – Screw connection

Dimensions

earthing contact on the left



earthing contact on the right



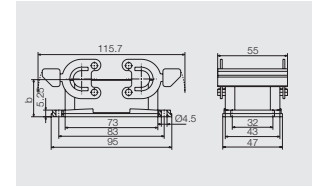
Selection of Housings RockStar® IP65



Base

Bulkhead housing

| Version | Cover | b (mm) | Designation | Order No. |
|---------|-------|--------|-------------|------------|
| | | 29.3 | HDC 10B ABU | 1205000000 |



RockStar® inserts

B

CabinetMate DSTV-HE series – connector at front, terminal at rear

500 V, 16 A, Size 6

16 + ⊕



Inserts

Tension clamp connection



| Insert | Designation | Order No. |
|--------|-----------------|------------|
| Male | DSTV HE SR16 ZF | 1837530000 |
| Female | DSTV HE BR16 ZF | 1837450000 |
| Male | DSTV HE SL16 ZF | 1837490000 |
| Female | DSTV HE BL16 ZF | 1837410000 |

Screw connection



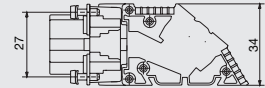
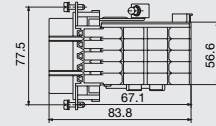
| Insert | Designation | Order No. |
|--------|----------------|------------|
| Male | DSTV HE SR16 S | 1848760000 |
| Female | DSTV HE BR16 S | 1848620000 |
| Male | DSTV HE SL16 S | 1848700000 |
| Female | DSTV HE BL16 S | 1848580000 |

SR – PE conductor right
 BR – PE conductor right
 SL – PE conductor left
 BL – PE conductor left

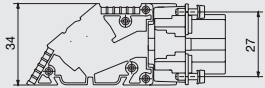
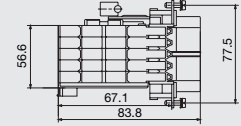
ZF – Tension clamp connection
 S – Screw connection

Dimensions

earthing contact on the left



earthing contact on the right



Selection of Housings RockStar® IP65

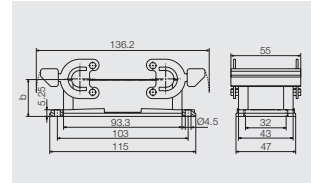


Base

Bulkhead housing



| Version | Cover | b (mm) | Designation | Order No. |
|---------|-------|--------|-------------|-----------|
| | | 29 | HDC 16B ABU | 120860000 |



RockStar® inserts

B

CabinetMate DSTV-HE series – connector at front, terminal at rear

500 V, 16 A, Size 8

24 + 



Inserts

Tension clamp connection



| Insert | Designation | Order No. |
|--------|-----------------|------------|
| Male | DSTV HE SR24 ZF | 1837540000 |
| Female | DSTV HE BR24 ZF | 1837460000 |
| Male | DSTV HE SL24 ZF | 1837500000 |
| Female | DSTV HE BL24 ZF | 1837420000 |

Screw connection



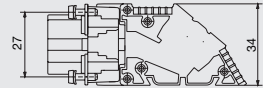
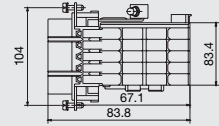
| Insert | Designation | Order No. |
|--------|----------------|------------|
| Male | DSTV HE SR24 S | 1848770000 |
| Female | DSTV HE BR24 S | 1848630000 |
| Male | DSTV HE SL24 S | 1848730000 |
| Female | DSTV HE BL24 S | 1848590000 |

SR – PE conductor right
 BR – PE conductor right
 SL – PE conductor left
 BL – PE conductor left

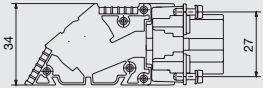
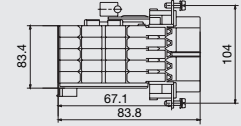
ZF – Tension clamp connection
 S – Screw connection

Dimensions

earthing contact on the left



earthing contact on the right



Selection of Housings RockStar® IP65

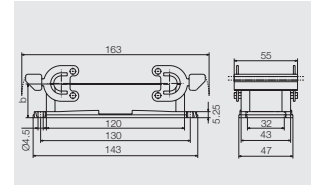


Base

Bulkhead housing



| Version | Cover | b (mm) | Designation | Order No. |
|---------|-------|--------|-------------|------------|
| | | 29.3 | HDC 24B ABU | 1212400000 |



RockStar® inserts

B

CabinetMate DSTV-HD series – connector at front, terminal at rear

CabinetMate DSTV-HD offers a simple solution for connecting conductors from inside the switch cabinet. Usable with inserts from the HD series.

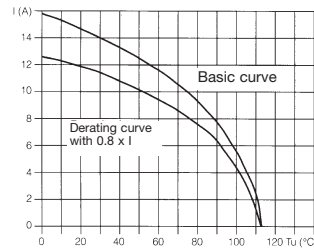


B

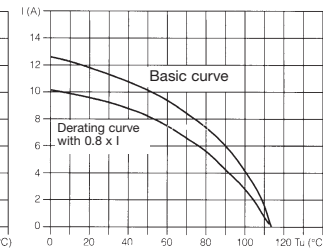
Technical data

| Standards / approvals | |
|------------------------------|---|
| Standards | DIN EN 61984 DIN EN 60664-1 |
| Approvals | UL CE |
| Contact inserts | |
| No. of poles | 16, 24, 40, 64 (+ PE) |
| Rated voltage (VDE 110/2.79) | 250 V ~ / 300 V - |
| Rated current | 10 A |
| Test voltage | 2.5 kV |
| Insulation group | C |
| Specific contact resistance | $10^{16} \Omega/\text{cm}$ |
| Insulation resistance | $10^{13} \Omega$ |
| Material | Glass fibre reinforced thermoplastic moulding (UL listed) |
| Temperature range | -40° ... +125°C |
| Flammability to UL 94 | V-0 |
| Mechanical service life | |
| plugging cycles Ag | ≤ 100 |
| Nominal voltage to UL / CSA | 600 V AC/DC |
| Contacts | |
| Material | Copper alloy |
| Surface | |
| hard silver plated | 3 μm Ag |
| Contact resistance | < 2 m Ω |
| Clamping range | 0.5 ... 1.5 mm ² / AWG 20 ... 16 |
| Clamping torque | 0.4 Nm |
| Stripping length | 10.0 mm |

Derating curves







Test specimen DSTV-HD 16/HDC-HD-16
Conductor H07V-K 1.5 mm²



Test specimen DSTV-HD 64/HDC-HD-64
Conductor H07V-K 1.5 mm²

Overview

| | Rated voltage | Rated current | No. of poles | Tension clamp connection | Screw conn. with wire guard spring | Crimp connection | Push In | Axial screw connection | Page |
|---|---------------|---------------|--------------|--------------------------|------------------------------------|------------------|---------|------------------------|-------|
|  | 250 V | 10 A | 16 + ⊕ | | | • | | | B.122 |
|  | 250 V | 10 A | 24 + ⊕ | | | • | | | B.124 |
|  | 250 V | 10 A | 40 + ⊕ | | | • | | | B.126 |
|  | 250 V | 10 A | 64 + ⊕ | | | • | | | B.128 |

CabinetMate DSTV-HD series – connector at front, terminal at rear

250 V, 10 A, Size 3

16 + ⊕

Inserts



Screw connection

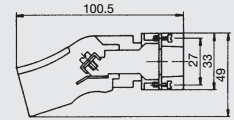
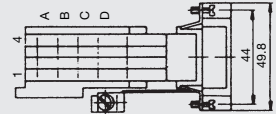


| Insert | Designation | Order No. |
|--------|------------------|------------|
| Male | DSTV-HD-SR 16 AU | 1566370000 |
| Female | DSTV-HD-BR 16 AU | 1566330000 |
| Female | DSTV-HD-BR 16 SN | 1566650000 |
| Male | DSTV-HD-SL 16 AU | 1566450000 |
| Female | DSTV-HD-BL 16 SN | 1566730000 |

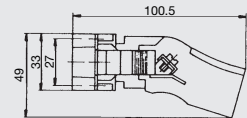
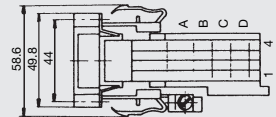
SR – PE conductor right
 BR – PE conductor right
 SL – PE conductor left
 BL – PE conductor left

Dimensions

earthing contact on the left



earthing contact on the right



Accessories

Snap-on tags



| Qty. | Designation | Order No. | Designation | Order No. |
|------|------------------|------------|--------------|------------|
| 1000 | SF 10 BEZ. 0-9 | 0332400000 | SG 10 BEZ. 4 | 0332500004 |
| 1000 | SF 10 BEZ. 1-10 | 0331500001 | SG 10 BEZ. 5 | 0332500005 |
| 1000 | SF 10 BEZ. 11-20 | 0331500011 | SG 10 BEZ. 6 | 0332500006 |
| 1000 | SG 10 BEZ. 0 | 0332501000 | SG 10 BEZ. 7 | 0332500007 |
| 1000 | SG 10 BEZ. 1 | 0332500001 | SG 10 BEZ. 8 | 0332500008 |
| 1000 | SG 10 BEZ. 2 | 0332500002 | SG 10 BEZ. 9 | 0332500009 |
| 1000 | SG 10 BEZ. 3 | 0332500003 | SO 10 | 0332300000 |

Selection of Housings RockStar® IP65

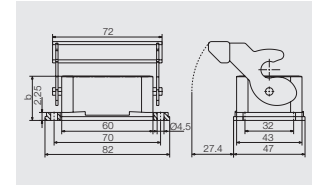


Base

Bulkhead housing



| Version | Cover | b (mm) | Designation | Order No. |
|---------|------------|--------|--------------|-------------------|
| | | 29 | HDC 06B ALU | 1202100000 |
| | with cover | 47 | HDC 06B ADLU | 1202500000 |



CabinetMate DSTV-HD series – connector at front, terminal at rear

250 V, 10 A, Size 4

24 + ⚡

Inserts



Screw connection

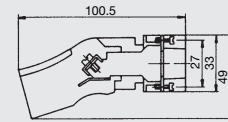
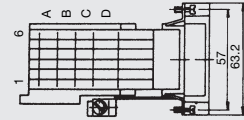


| Insert | Designation | Order No. |
|--------|------------------|------------|
| Male | DSTV-HD-SR 24 SN | 1566700000 |
| Female | DSTV-HD-BR 24 SN | 1566660000 |
| Female | DSTV-HD-BL 24 AU | 1566420000 |
| Female | DSTV-HD-BL 24 SN | 1566740000 |

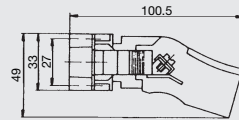
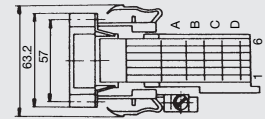
SR – PE conductor right
 BR – PE conductor right
 SL – PE conductor left
 BL – PE conductor left

Dimensions

earthing contact on the left



earthing contact on the right



Accessories

Snap-on tags



| Qty. | Designation | Order No. | Designation | Order No. |
|------|------------------|------------|--------------|------------|
| 1000 | SF 10 BEZ. 0-9 | 0332400000 | SG 10 BEZ. 4 | 0332500004 |
| 1000 | SF 10 BEZ. 1-10 | 0331500001 | SG 10 BEZ. 5 | 0332500005 |
| 1000 | SF 10 BEZ. 11-20 | 0331500011 | SG 10 BEZ. 6 | 0332500006 |
| 1000 | SG 10 BEZ. 0 | 0332501000 | SG 10 BEZ. 7 | 0332500007 |
| 1000 | SG 10 BEZ. 1 | 0332500001 | SG 10 BEZ. 8 | 0332500008 |
| 1000 | SG 10 BEZ. 2 | 0332500002 | SG 10 BEZ. 9 | 0332500009 |
| 1000 | SG 10 BEZ. 3 | 0332500003 | SO 10 | 0332300000 |

Selection of Housings RockStar® IP65

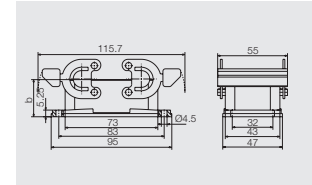


Base

Bulkhead housing



| Version | Cover | b (mm) | Designation | Order No. |
|---------|-------|--------|-------------|------------|
| | | 29.3 | HDC 10B ABU | 1205000000 |



RockStar® inserts

B

CabinetMate DSTV-HD series – connector at front, terminal at rear

250 V, 10 A, Size 6

40 + ⊕



Inserts

Screw connection

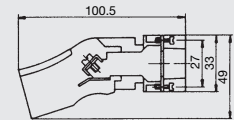
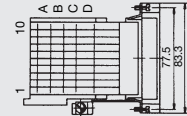


| Insert | Designation | Order No. |
|--------|------------------|------------|
| Male | DSTV-HD-SR 40 AU | 1566390000 |
| Male | DSTV-HD-SR 40 SN | 1566710000 |
| Female | DSTV-HD-BR 40 AU | 1566350000 |
| Female | DSTV-HD-BR 40 SN | 1566670000 |
| Male | DSTV-HD-SL 40 AU | 1566470000 |
| Male | DSTV-HD-SL 40 SN | 1566790000 |
| Female | DSTV-HD-BL 40 AU | 1566430000 |
| Female | DSTV-HD-BL 40 SN | 1566750000 |

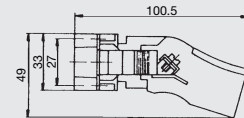
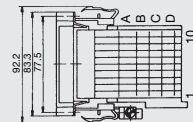
SR – PE conductor right
 BR – PE conductor right
 SL – PE conductor left
 BL – PE conductor left

Dimensions

earthing contact on the left



earthing contact on the right



Accessories

Snap-on tags



| Qty. | Designation | Order No. | Designation | Order No. |
|------|------------------|------------|--------------|------------|
| 1000 | SF 10 BEZ. 0-9 | 0332400000 | SG 10 BEZ. 4 | 0332500004 |
| 1000 | SF 10 BEZ. 1-10 | 0331500001 | SG 10 BEZ. 5 | 0332500005 |
| 1000 | SF 10 BEZ. 11-20 | 0331500011 | SG 10 BEZ. 6 | 0332500006 |
| 1000 | SG 10 BEZ. 0 | 0332501000 | SG 10 BEZ. 7 | 0332500007 |
| 1000 | SG 10 BEZ. 1 | 0332500001 | SG 10 BEZ. 8 | 0332500008 |
| 1000 | SG 10 BEZ. 2 | 0332500002 | SG 10 BEZ. 9 | 0332500009 |
| 1000 | SG 10 BEZ. 3 | 0332500003 | SO 10 | 0332300000 |

Selection of Housings RockStar® IP65

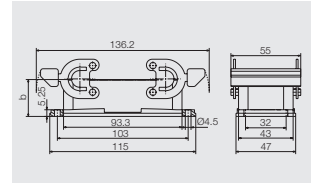


Base

Bulkhead housing



| Version | Cover | b (mm) | Designation | Order No. |
|---------|-------|--------|-------------|-----------|
| | | 29 | HDC 16B ABU | 120860000 |



RockStar® inserts

B

CabinetMate DSTV-HD series – connector at front, terminal at rear

250 V, 10 A, Size 8

64 + ⊕



Inserts

Screw connection

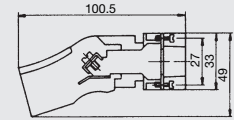
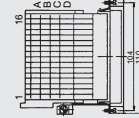


| Insert | Designation | Order No. |
|--------|------------------|------------|
| Male | DSTV-HD-SR 64 AU | 1566400000 |
| Male | DSTV-HD-SR 64 SN | 1566720000 |
| Female | DSTV-HD-BR 64 AU | 1566360000 |
| Female | DSTV-HD-BR 64 SN | 1566680000 |
| Male | DSTV-HD-SL 64 AU | 1566480000 |
| Male | DSTV-HD-SL 64 SN | 1566800000 |
| Female | DSTV-HD-BL 64 AU | 1566440000 |
| Female | DSTV-HD-BL 64 SN | 1566760000 |

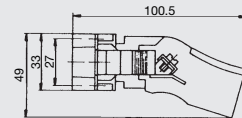
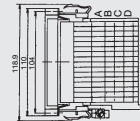
SR – PE conductor right
 BR – PE conductor right
 SL – PE conductor left
 BL – PE conductor left

Dimensions

earthing contact on the left



earthing contact on the right



Accessories

Snap-on tags



| Qty. | Designation | Order No. | Designation | Order No. |
|------|------------------|------------|--------------|------------|
| 1000 | SF 10 BEZ. 0-9 | 0332400000 | SG 10 BEZ. 4 | 0332500004 |
| 1000 | SF 10 BEZ. 1-10 | 0331500001 | SG 10 BEZ. 5 | 0332500005 |
| 1000 | SF 10 BEZ. 11-20 | 0331500011 | SG 10 BEZ. 6 | 0332500006 |
| 1000 | SG 10 BEZ. 0 | 0332501000 | SG 10 BEZ. 7 | 0332500007 |
| 1000 | SG 10 BEZ. 1 | 0332500001 | SG 10 BEZ. 8 | 0332500008 |
| 1000 | SG 10 BEZ. 2 | 0332500002 | SG 10 BEZ. 9 | 0332500009 |
| 1000 | SG 10 BEZ. 3 | 0332500003 | SO 10 | 0332300000 |

Selection of Housings RockStar® IP65

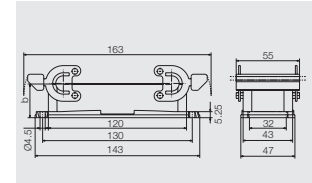


Base

Bulkhead housing



| Version | Cover | b (mm) | Designation | Order No. |
|---------|-------|--------|-------------|------------|
| | | 29.3 | HDC 24B ABU | 1212400000 |



RockStar® inserts

B

RockStar® ConCept modular system

| | | |
|---|----------------------------|------|
| RockStar® ConCept modular system | Overview | C.2 |
| | ConCept modules | C.3 |
| | ConCept bus modules | C.12 |
| | ConCept construction frame | C.18 |
| | ModuFlex C | C.30 |

RockStar® ConCept modular system

C



ConCept is a modular system consisting of modules and frames. Together they form a complete insert that integrates without difficulty into an HDC housing.

The system allows you to choose combinations of different modules yourself and insert them in a frame.

The following modules are available:

- ConCept modules for conventional conductors
- ConCept bus modules for fieldbus connections
- ConCept fibre optic modules
- ConCept pneumatic modules

You have two alternatives:

1. Combine modules with a ConCept module frame which you then integrate as an insert into an HDC housing.
2. Insert the modules individually into ModuFlex-C coupling frames and lock these frames together to form a block. In IP20 environments, this block is optionally used:
 - on mounting rails
 - in cable trays
 - on flat surfaces

The advantages:

- You save space – you need only one plug-in connector with ConCept inserts instead of several plug-in connectors with conventional fixed pole inserts.
- You save costs – because you only need one plug-in connector instead of many.

CM-3 ConCept module / turned contacts



Technical Data

Contact inserts

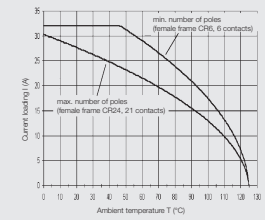
| | |
|---------------------------------|--------------------|
| Rated current | 40 A |
| Rated voltage | 630 V |
| Rated impulse withstand voltage | 8.0 kV |
| Pollution severity | 3 |
| Insulation resistance | 10 ¹² Ω |
| Overvoltage category | III |
| Volume resistance | ≤ 4 mΩ |
| UL 94 flammability class | V-0 |

Contacts

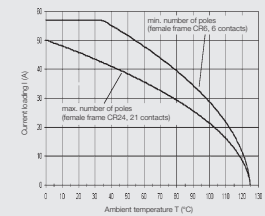
| | |
|--------------------------|------------------------|
| Contact dia. | 3.6 mm |
| Connection cross-section | 1.5-10 mm ² |
| AWG conductor | AWG 16-AWG 8 |
| Base material | copper alloy |
| Silver surface | 3 μm |

Note

Ring cable lugs must be used at the connection to the PE conductor for conductor cross-sections of 6 mm² to 10 mm². The rated voltage of 630V is also valid for 3-phase 4- or 3-conductor AC systems with rated voltages up to 630 V - acc. to DIN EN 60664-1.



ConCept module CM-3
Conductor H07V-K 4.0 mm²



ConCept module CM-3
Conductor H07V-K 10.0 mm²



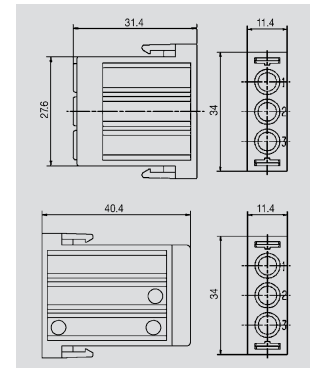
Modules

Crimp connection



| Insert | Designation | Order No. |
|--------|----------------|------------|
| Male | HDC CM 3 MC | 1758360000 |
| Female | HDC CM 3 FC | 1758370000 |
| Male | HDC CM 3 MC MR | 1879030000 |
| Female | HDC CM 3 FC MR | 1879040000 |

Note MR = module release lever



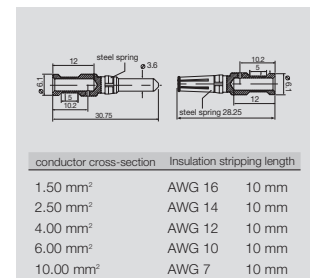
Accessories

Crimp contacts

Surface silver



| Qty. | Male | Order No. | Female | Order No. |
|------|-------------------|------------|-------------------|------------|
| 100 | HDC-C-M3-SM1.5AG | 1698120000 | HDC-C-M3-BM1.5AG | 1698130000 |
| 100 | HDC-C-M3-SM2.5AG | 1698140000 | HDC-C-M3-BM2.5AG | 1698150000 |
| 100 | HDC-C-M3-SM4.0AG | 1682260000 | HDC-C-M3-BM4.0AG | 1682270000 |
| 100 | HDC-C-M3-SM6.0AG | 1682280000 | HDC-C-M3-BM6.0AG | 1682290000 |
| 100 | HDC-C-M3-SM10.0AG | 1682300000 | HDC-C-M3-BM10.0AG | 1682310000 |



| conductor cross-section | Insulation stripping length |
|-------------------------|-----------------------------|
| 1.50 mm ² | AWG 16 10 mm |
| 2.50 mm ² | AWG 14 10 mm |
| 4.00 mm ² | AWG 12 10 mm |
| 6.00 mm ² | AWG 10 10 mm |
| 10.00 mm ² | AWG 7 10 mm |

Tools



| Tool | Order No. |
|--|------------|
| Crimping tool CTX CM 3.6 | 9018480000 |
| Contact removal tool Removal Tool CM 3 | 1866710000 |

ConCept modules

CM-HE ConCept module / turned contacts



Technical Data

Contact inserts

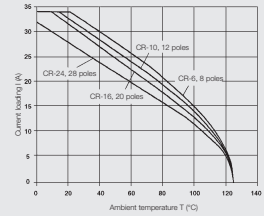
| | |
|---------------------------------|--------------------|
| Rated current | 25 A |
| Rated voltage | 630 V |
| Rated impulse withstand voltage | 8.0 kV |
| Pollution severity | 3 |
| Insulation resistance | 10 ¹² Ω |
| Overvoltage category | III |
| Volume resistance | ≤ 4 mΩ |
| UL 94 flammability class | V-0 |

Contacts

| | |
|--------------------------|-----------------------|
| Contact dia. | 2.5 mm |
| Connection cross-section | 0.5-4 mm ² |
| AWG conductor | AWG 20-AWG 12 |
| Base material | copper alloy |
| Silver surface | 3 μm |
| Gold surface | 0.8 μm |

Note

ferrules must be used with PE conductor cross-sections ≤ 0.75 mm².



ConCept module CM-HE
Conductor H07V-K 4.0 mm²

C

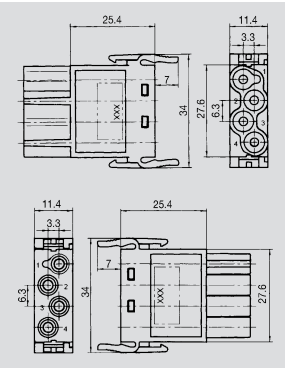
Modules

Crimp connection



| Insert | Designation | Order No. |
|--------|-------------------|------------|
| Male | HDC CM HE 4 MC | 1861920000 |
| Female | HDC CM HE 4 FC | 1861900000 |
| Male | HDC CM HE 4 MC MR | 1758340000 |
| Female | HDC CM HE 4 FC MR | 1758350000 |

Note MR = module release lever



Accessories

Crimp contacts

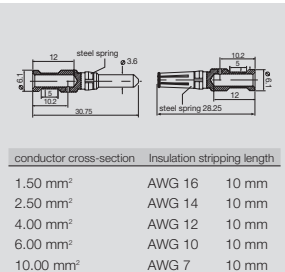
Surface silver



Surface gold



| Qty. | Male | Order No. | Female | Order No. |
|------|---------------------|------------|---------------------|------------|
| 100 | HDC-C-HE-SM0.5AG | 1200500000 | HDC-C-HE-BM0.5AG | 1201100000 |
| 100 | HDC-C-HE-SM0.75-1AG | 1200600000 | HDC-C-HE-BM0.75-1AG | 1201200000 |
| 100 | HDC-C-HE-SM1.5AG | 1200700000 | HDC-C-HE-BM1.5AG | 1201300000 |
| 100 | HDC-C-HE-SM2.5AG | 1200800000 | HDC-C-HE-BM2.5AG | 1201400000 |
| 100 | HDC-C-HE-SM4.0AG | 1200900000 | HDC-C-HE-BM4.0AG | 1201500000 |
| 100 | HDC-C-HE-SM0.5AU | 1651420000 | HDC-C-HE-BM0.5AU | 1651470000 |
| 100 | HDC-C-HE-SM0.75-1AU | 1651430000 | HDC-C-HE-BM0.75-1AU | 1651480000 |
| 100 | HDC-C-HE-SM1.5AU | 1651440000 | HDC-C-HE-BM1.5AU | 1651490000 |
| 100 | HDC-C-HE-SM2.5AU | 1651450000 | HDC-C-HE-BM2.5AU | 1651500000 |
| 100 | HDC-C-HE-SM4.0AU | 1651460000 | HDC-C-HE-BM4.0AU | 1651510000 |



Tools



| Crimping tool | Order No. |
|----------------------|------------|
| CTX CM 1.6/2.5 | 9018490000 |
| Contact removal tool | Order No. |
| Removal Tool HE | 1866750000 |

CM-4 ConCept module with tension spring connection



Technical Data

Contact inserts

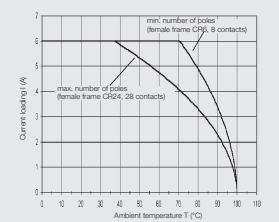
| | |
|---------------------------------|--------------------|
| Rated current | 14 A |
| Rated voltage | 400 V |
| Rated impulse withstand voltage | 6.0 kV |
| Pollution severity | 3 |
| Insulation resistance | 10 ¹² Ω |
| Overvoltage category | III |
| Volume resistance | 5 mΩ |
| UL 94 flammability class | V-0 |

Contacts

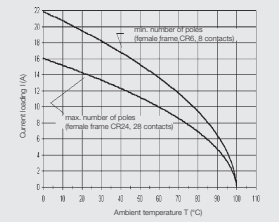
| | |
|--------------------------|-------------------------|
| Contact dia. | 2.5 mm |
| Connection cross-section | 0.5-2.5 mm ² |
| AWG conductor | AWG 20-AWG 14 |
| Base material | copper alloy |
| Silver surface | 3 μm |
| Gold surface | |

Note

ferrules must be used with PE conductor cross-sections ≤ 0.75 mm².



ConCept module CM-4BZF/4SZF
Conductor H05V-K 0.5 mm²



ConCept module CM-4BZF/4SZF
Conductor H07V-K 2.5 mm²



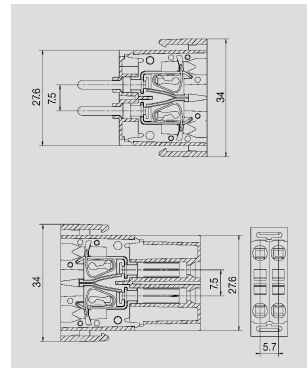
Modules

Tension clamp connection



| Insert | Designation | Order No. |
|--------|----------------|------------|
| Male | HDC CM 4 MT AG | 1730120000 |
| Female | HDC CM 4 FT AG | 1730130000 |

Note



ConCept modules

CM-5 ConCept module / turned contacts



Technical Data

Contact inserts

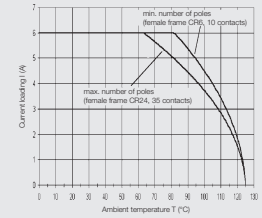
| | |
|---------------------------------|--------------------|
| Rated current | 20 A |
| Rated voltage | 250 V |
| Rated impulse withstand voltage | 6.0 kV |
| Pollution severity | 3 |
| Insulation resistance | 10 ¹² Ω |
| Overvoltage category | III |
| Volume resistance | ≤ 4 mΩ |
| UL 94 flammability class | V-0 |

Contacts

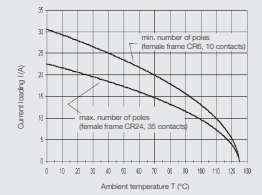
| | |
|--------------------------|------------------------|
| Contact dia. | 2.5 mm |
| Connection cross-section | 0.75-4 mm ² |
| AWG conductor | AWG 20-AWG 12 |
| Base material | copper alloy |
| Silver surface | 3 μm |
| Gold surface | |

Note

ferrules must be used with PE conductor cross-sections ≤ 0.75 mm².



ConCept module CM-5
Conductor H05V-K 0.5 mm²



ConCept module CM-5
Conductor H07V-K 4.0 mm²

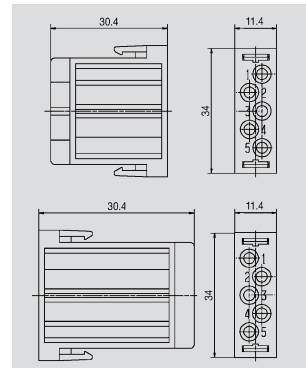
Modules

Crimp connection



| Insert | Designation | Order No. |
|--------|----------------|------------|
| Male | HDC CM 5 MC | 1758380000 |
| Female | HDC CM 5 FC | 1758390000 |
| Male | HDC CM 5 MC MR | 1879020000 |
| Female | HDC CM 5 FC MR | 1879010000 |

Note MR = module release lever



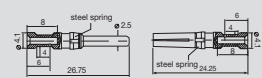
Accessories

Crimp contacts

Surface silver



| Qty. | Male | Order No. | Female | Order No. |
|------|-----------------------|------------|-----------------------|------------|
| 100 | HDC-C-M5-SM0.75-1.0AG | 1682340000 | HDC-C-M5-BM0.75-1.0AG | 1682350000 |
| 100 | HDC-C-M5-SM1.5AG | 1682360000 | HDC-C-M5-BM1.5AG | 1682370000 |
| 100 | HDC-C-M5-SM2.5AG | 1682380000 | HDC-C-M5-BM2.5AG | 1682390000 |
| 100 | HDC-C-M5-SM4.0AG | 1682400000 | HDC-C-M5-BM4.0AG | 1682410000 |



| conductor cross-section | Insulation stripping length |
|-----------------------------|-----------------------------|
| 0.75 - 1.00 mm ² | AWG 18 8 mm |
| 1.50 mm ² | AWG 16 8 mm |
| 2.50 mm ² | AWG 14 8 mm |
| 4.00 mm ² | AWG 12 8 mm |

Tools



| Tool | Order No. |
|--|------------|
| Crimping tool CTX CM 1.6/2.5 | 9018490000 |
| Contact removal tool Removal Tool CM 5 | 1866720000 |

CM-10 ConCept module / turned contacts



Technical Data

Contact inserts

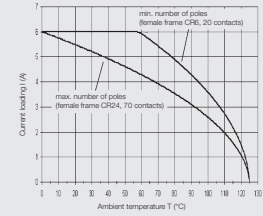
| | |
|---------------------------------|--------------------|
| Rated current | 10 A |
| Rated voltage | 250 V |
| Rated impulse withstand voltage | 4.0 kV |
| Pollution severity | 3 |
| Insulation resistance | 10 ¹¹ Ω |
| Overvoltage category | III |
| Volume resistance | ≤ 4 mΩ |
| UL 94 flammability class | V-0 |

Contacts

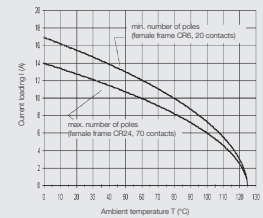
| | |
|--------------------------|--------------------------|
| Contact dia. | 1.6 mm |
| Connection cross-section | 0.14-2.5 mm ² |
| AWG conductor | AWG 26-AWG 14 |
| Base material | copper alloy |
| Silver surface | 3 μm |
| Gold surface | 0.8 μm |

Note

ferules must be used with PE conductor cross-sections ≤ 0.75 mm².



ConCept module CM-10
Conductor H05V-K 0.5 mm²



ConCept module CM-10
Conductor H07V-K 2.5 mm²



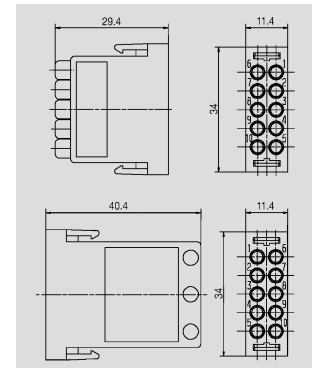
Modules

Crimp connection



| Insert | Designation | Order No. |
|--------|-----------------|------------|
| Male | HDC CM 10 MC | 1758400000 |
| Female | HDC CM 10 FC | 1758410000 |
| Male | HDC CM 10 MC MR | 1862050000 |
| Female | HDC CM 10 FC MR | 1862030000 |

Note MR = module release lever



Accessories

Crimp contacts

Surface silver



Surface gold



| Qty. | Male | Order No. | Female | Order No. |
|------|------------------------|------------|------------------------|------------|
| 100 | HDC-C-HD-SM0.14-0.37AG | 1651520000 | HDC-C-HD-BM0.14-0.37AG | 1651570000 |
| 100 | HDC-C-HD-SM0.5AG | 1651530000 | HDC-C-HD-BM0.5AG | 1651580000 |
| 100 | HDC-C-HD-SM0.75-1AG | 1601750000 | HDC-C-HD-BM0.75-1AG | 1601760000 |
| 100 | HDC-C-HD-SM1.5AG | 1651550000 | HDC-C-HD-BM1.5AG | 1651600000 |
| 100 | HDC-C-HD-SM2.5AG | 1651560000 | HDC-C-HD-BM2.5AG | 1651610000 |
| 100 | HDC-C-HD-SM0.14-0.37AU | 1651620000 | HDC-C-HD-BM0.14-0.37AU | 1651670000 |
| 100 | HDC-C-HD-SM0.5AU | 1651630000 | HDC-C-HD-BM0.5AU | 1651680000 |
| 100 | HDC-C-HD-SM0.75-1AU | 1651640000 | HDC-C-HD-BM0.75-1AU | 1651690000 |
| 100 | HDC-C-HD-SM1.5AU | 1651650000 | HDC-C-HD-BM1.5AU | 1651700000 |
| 100 | HDC-C-HD-SM2.5AU | 1651660000 | HDC-C-HD-BM2.5AU | 1651710000 |



| conductor cross-section | Insulation stripping length |
|-----------------------------|-----------------------------|
| 0.14 - 0.37 mm ² | AWG 26-22 8 mm |
| 0.50 mm ² | AWG 20 8 mm |
| 0.75 - 1.00 mm ² | AWG 18 8 mm |
| 1.50 mm ² | AWG 16 8 mm |
| 2.50 mm ² | AWG 14 8 mm |

Tools



| Tool | Order No. |
|--|------------|
| Crimping tool CTX CM 1.6/2.5 | 9018490000 |
| Contact removal tool Removal Tool HD | 1866730000 |

ConCept modules

CM-20 ConCept module / turned contacts



Technical Data

Contact inserts

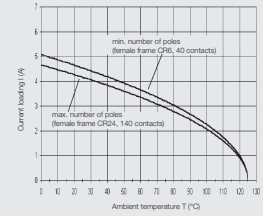
| | |
|---------------------------------|--------------------|
| Rated current | 4 A |
| Rated voltage | 100 V |
| Rated impulse withstand voltage | 1.5 kV |
| Pollution severity | 3 |
| Insulation resistance | 10 ¹² Ω |
| Overvoltage category | III |
| Volume resistance | ≤ 4 mΩ |
| UL 94 flammability class | V-0 |

Contacts

| | |
|--------------------------|---------------------------|
| Contact dia. | 1 mm |
| Connection cross-section | 0.08-0.52 mm ² |
| AWG conductor | AWG 28-AWG 20 |
| Base material | copper alloy |
| Silver surface | |
| Gold surface | 0.8 μm |

Note

ferrules must be used with PE conductor cross-sections ≤ 0.75 mm².



ConCept-Modul CM-20
AWG-Conductor 20/19

C

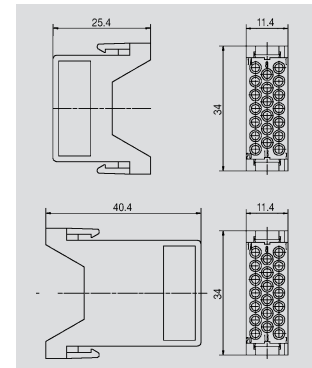
Modules

Crimp connection



| Insert | Designation | Order No. |
|--------|--------------|------------|
| Male | HDC CM 20 MC | 1758420000 |
| Female | HDC CM 20 FC | 1758430000 |

Note



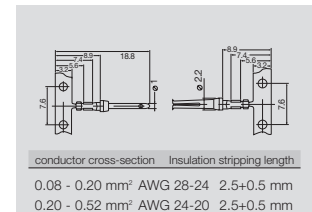
Accessories

Crimp contacts

Surface gold



| Qty. | Male | Order No. | Female | Order No. |
|------|-------------------------|------------|-------------------------|------------|
| 300 | HDC-C-M20-SCG0.08-0.2AU | 1682420000 | HDC-C-M20-BCG0.08-0.2AU | 1682430000 |
| 300 | HDC-C-M20-SCG0.2-0.52AU | 1682440000 | HDC-C-M20-BCG0.2-0.52AU | 1682450000 |



conductor cross-section Insulation stripping length

0.08 - 0.20 mm² AWG 28-24 2.5+0.5 mm
0.20 - 0.52 mm² AWG 24-20 2.5+0.5 mm

Tools



| Tool | Order No. |
|---|------------|
| Crimping tool HDC-CM-20/CZC9428P | 1700900000 |
| Contact removal tool Removal Tool CM 20 | 1866740000 |

CM-3 HV



Technical Data

Contact inserts

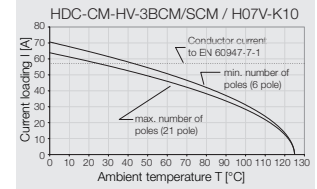
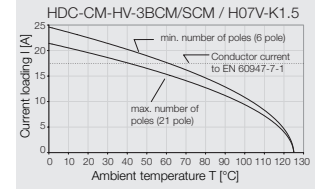
| | |
|---------------------------------|--------------------|
| Rated current | 57 A |
| Rated voltage | 1000 V |
| Rated impulse withstand voltage | 8.0 kV |
| Pollution severity | 3 |
| Insulation resistance | 10 ¹² Ω |
| Overvoltage category | III |
| Volume resistance | ≤ 4 mΩ |
| UL 94 flammability class | V-0 |

Contacts

| | |
|--------------------------|------------------------|
| Contact dia. | 3.6 mm |
| Connection cross-section | 1.5-10 mm ² |
| AWG conductor | AWG 12-AWG 7 |
| Base material | copper alloy |
| Silver surface | 3 μm |
| Gold surface | |

Note

Ring cable lugs must be used at the connection to the PE conductor for conductor cross-sections of 6 mm² to 10 mm².



C

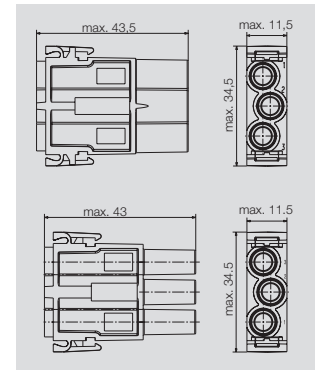
Modules

Crimp connection



| Insert | Designation | Order No. |
|--------|-------------------|------------|
| Male | HDC CM HV 3 MC | 1862080000 |
| Female | HDC CM HV 3 FC | 1862060000 |
| Male | HDC CM HV 3 MC MR | 1862000000 |
| Female | HDC CM HV 3 FC MR | 1862070000 |

Note MR = module release lever



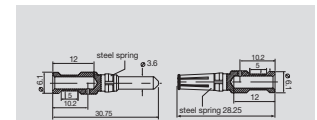
Accessories

Crimp contacts

Surface silver



| Qty. | Male | Order No. | Female | Order No. |
|------|-------------------|------------|-------------------|------------|
| 100 | HDC-C-M3-SM1.5AG | 1698120000 | HDC-C-M3-BM1.5AG | 1698130000 |
| 100 | HDC-C-M3-SM2.5AG | 1698140000 | HDC-C-M3-BM2.5AG | 1698150000 |
| 100 | HDC-C-M3-SM4.0AG | 1682260000 | HDC-C-M3-BM4.0AG | 1682270000 |
| 100 | HDC-C-M3-SM6.0AG | 1682280000 | HDC-C-M3-BM6.0AG | 1682290000 |
| 100 | HDC-C-M3-SM10.0AG | 1682300000 | HDC-C-M3-BM10.0AG | 1682310000 |



| conductor cross-section | Insulation stripping length |
|-------------------------|-----------------------------|
| 1.50 mm ² | AWG 16 10 mm |
| 2.50 mm ² | AWG 14 10 mm |
| 4.00 mm ² | AWG 12 10 mm |
| 6.00 mm ² | AWG 10 10 mm |
| 10.00 mm ² | AWG 7 10 mm |

Tools



| Tool | Order No. |
|---|------------|
| Crimping tool CTX CM 3.6 | 9018480000 |
| Contact removal tool Removal Tool CM 3 | 1866710000 |

ConCept modules

CM High Current Module



Technical Data

Contact inserts

| | |
|---------------------------------|--------------------|
| Rated current | 82 A |
| Rated voltage | 1000 V |
| Rated impulse withstand voltage | 6.0 kV |
| Pollution severity | 3 |
| Insulation resistance | 10 ¹² Ω |
| Overvoltage category | III |
| Volume resistance | ≤ 4 mΩ |
| UL 94 flammability class | V-0 |

Contacts

| | |
|--------------------------|----------------------|
| Contact dia. | |
| Connection cross-section | 4-16 mm ² |
| AWG conductor | AWG 12-AWG 6 |
| Base material | copper alloy |
| Silver surface | 3 μm |
| Gold surface | |

Note

These modules are designed as double modules and may be put into ConCept frames.



ConCept-Modul CM-2
Conductor 16 mm²

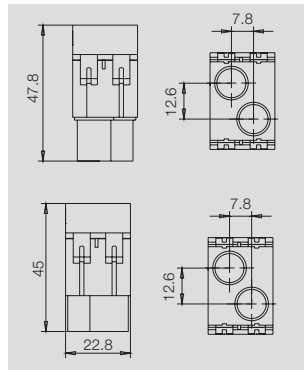
C

Modules

Screw connection



| Insert | Designation | Order No. |
|--------|------------------|------------|
| Pin | HDC CM 1 MS + PE | 1828390000 |
| Socket | HDC CM 1 FS + PE | 1828410000 |

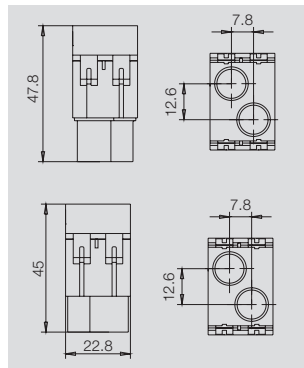


Modules

Screw connection



| Insert | Designation | Order No. |
|--------|-------------|------------|
| Pin | HDC CM 2 MS | 1828380000 |
| Socket | HDC CM 2 FS | 1828400000 |



CM Pneumatic

Technical data

Contact inserts

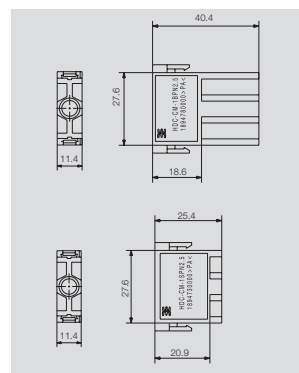
| | |
|--------------------------------------|----------------|
| Material of modules | PA 6.6 GF |
| Material of pneumatic valves | Ms 58 brass |
| Connection diameter of hose (inside) | 2.5 mm or 4 mm |
| Outside diameter of hose, maximum | 8 mm |
| Temperature range | -20°C to 100°C |
| Operating pressure of the modules | 10 bar |
| Travel | 4 mm |

Note

Modules



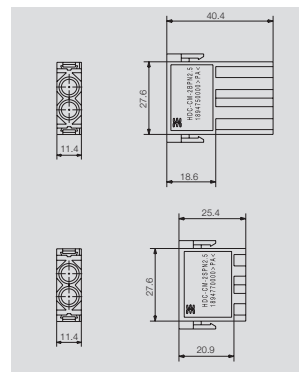
| Insert | Designation | Order No. |
|--------|----------------|------------|
| Male | HDC-CM-1SPN2.5 | 1894730000 |
| Female | HDC-CM-1BPN2.5 | 1894780000 |
| Male | HDC-CM-1SPN4.0 | 1894740000 |
| Female | HDC-CM-1BPN4.0 | 1894720000 |



Modules



| Insert | Designation | Order No. |
|--------|----------------|------------|
| Male | HDC-CM-2SPN2.5 | 1894770000 |
| Female | HDC-CM-2BPN2.5 | 1894750000 |
| Male | HDC-CM-2SPN4.0 | 1894710000 |
| Female | HDC-CM-2BPN4.0 | 1894760000 |



ConCept bus module for screened wires

Concept bus is ideal for transmitting highly sensitive signals in heavy-duty connectors.

Modules of the ConCept heavy-duty connector system offer many functions in a very small space with reliable protection from electromagnetic fields, moisture, dust and extreme mechanical loads.


By combining these with other modules, the power supply and other signals for the field device can be connected in a single plug-in connector.

The **Profibus-DP module with T-Connector function** enables uninterrupted operation of the fieldbus during servicing or when replacing a field device. The fieldbus system no longer has to be switched off, as was the case in the past, because the field device can simply be connected or disconnected during operation using the heavy-duty connector – “plug and play” now available for the first time for fieldbus solutions. The same heavy-duty connector also provides a reliable power supply for the connected fieldbus device.

On one side, Weidmüller uses the robust USB plug as connection system for the Profibus DP modules. This guarantees a high transmission rate of 1.5 Mbit/s and at least 200 plugging cycles. On the other side, screw terminals are used to connect the screened Profibus cables.

Advantages

- Simple screw connection
- Simple screen connection



Versions

- Bus connector
HDC CM BUS 4 ...
for screened wires
(for connecting 4 wires and screen)



- Bus connector with integrated T-exit
HDC CM BUS 2 ... PDP
for screened wires
(Profibus-DP solution = 2 wires and screen)



Technical data

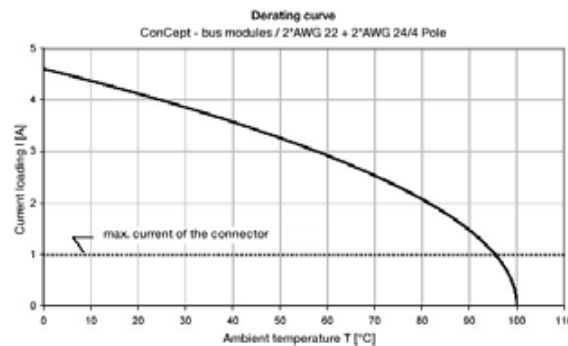
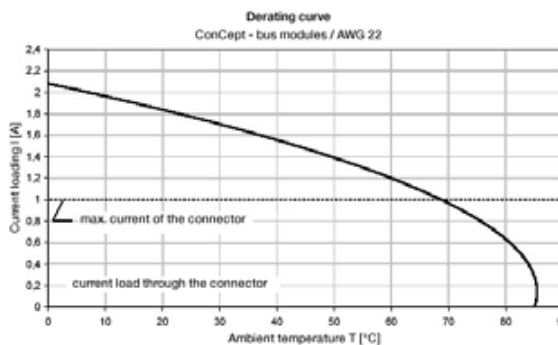
| Material data | HDC CM BUS 4 ... | HDC CM BUS 2 ... PDP |
|---|---|----------------------|
| Insulation | Glass fibre reinforced PC | |
| Colour | Grey (similar to RAL 7032) | |
| Temperature range | -20°C to +85°C | |
| System characteristics | | |
| Connection technology | Screw connection | |
| No. of poles | 4 + screen | 2 + screen |
| Conductor capacity | 0.08 ... 1.5 mm ² AWG 28 ... 16 | As Profibus DP |
| Stripping length 5 mm | | |
| Clamping capacity (outer diameter of cable screen) | 2.1 ... 7 mm | |
| Stripped sheath length 19 mm | | |
| Rated data to VDE 0627 | | |
| Rated current | 1 A | |
| Rated voltage | 30 V | |
| Transmission rate | max. 1.5 Mbit/s | |
| Clamping torques | | |
| Screen clip | 0.5 – 0.6 Nm | |
| PCB terminal | 0.2 – 0.3 Nm | |

Assembly instructions

- Use wire end ferrules
- Clamp screen braid under clip
- Use specified torque settings
- Place module at the far end of the frame with the connection side to the outside

Note: Also take note of the assembly instructions enclosed with the product.

Derating curves



ConCept bus modules

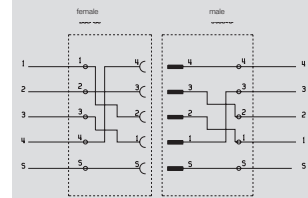
Bus connectors

4 poles

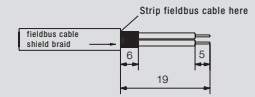
Technical data



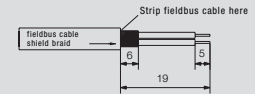
| | |
|---------------|------|
| Rated voltage | 1 A |
| Rated current | 30 V |
| Qty | 5 |



male module



female module

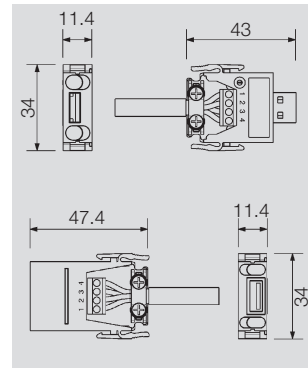


Information

Module




| Insert | Type | Order No. |
|--------|----------------|------------|
| male | HDC CM BUS 4SS | 1814310000 |
| female | HDC CM BUS 4BS | 1814300000 |



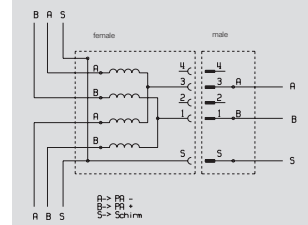
Bus connector with integrated T-exit

2 poles

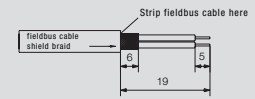


Technical data

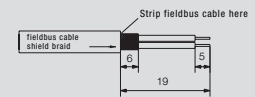
| | |
|---------------|------|
| Rated voltage | 1 A |
| Rated current | 30 V |
| Qty | 5 |



male module



female module



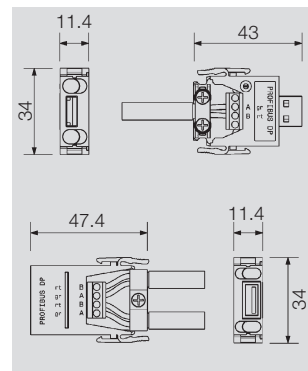
Information

The Profibus topology is the line structure. The branches (T-pieces) connect the individual field devices or remote I/Os to the bus cable. The length of the spur depends on the transmission rate and should be as short as possible. IEC 61158 specifies that with a transmission rate of 1500 kbit/s per segment, spur lengths of up to 6.6 m are permitted. Source: Profibus Directive, Order No. 2.111 Version 1.0

Module



| Insert | Type | Order No. |
|--------|------------------------|------------|
| male | HDC CM BUS 2SS PDP A | 1806060000 |
| female | HDC CM BUS 2BS T PDP C | 1806030000 |



C

ConCept bus modules

ConCept system bus

Shielded module with additional 4 power contacts



Technical data

| | |
|--|--|
| Tests | DIN EN 61984 IEC 60664 |
| No. contacts | 1 or 4 poles for signal transmission; additional 4 power contacts |
| Conductor connection system | Crimp |
| Rated current signal / power contacts | 10 A / 20 A |
| Rated voltage signal / power contacts | 50 V / 400 V |
| Shield | Shield connected to contact carrier using cable clamp |
| Outside diameter of shielded cable | 3 to 6 mm or 6 to 9.5 mm |
| Degree of pollution | 3 |
| Rated impulse withstand voltage signal / power | 0.8 KV/ 6 kV |
| Contact resistance | |
| – Crimp version | < 2 mΩ |
| Conductor clamping ranges | |
| – Crimp version | 0.5 mm² ... 2.5 mm² signal contacts 0.5 mm² ... 4 mm² power contacts |
| | AWG 26 ... 14 signal contacts |
| | AWG 18 ... 12 power contacts |
| Contact material | Copper alloy |
| Contact carrier | Zinc alloy |
| Surface | |
| – Crimp connection | 3 µm Ag or 0.8 µm Au signal contacts 3 µm Ag power contacts |
| Temperature range | -40°C ... + 125°C |
| Flammability to UL 94 | V-0 |
| Material – module | Glass-fibre reinforced PC (in UL list and approved for railway applications) |
| Earthing | Leading earth contact through module frame; single-sided PE terminal; double-sided possible as option |

Note

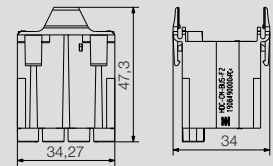
C

Modules

Shielded module



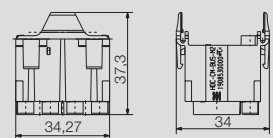
| Designation | Order No. |
|---------------|------------|
| HDC CM Bus F2 | 1908490000 |



Shielded module



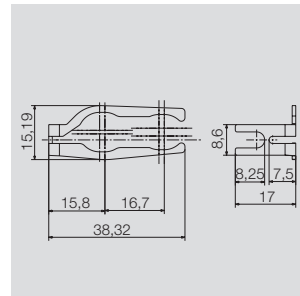
| Designation | Order No. |
|---------------|------------|
| HDC CM Bus M2 | 1908530000 |



Shielded module



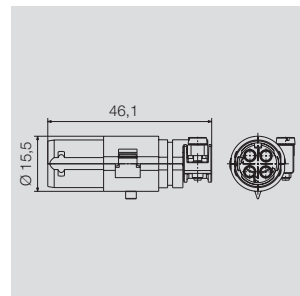
| Designation | Order No. |
|----------------|------------|
| HDC CM Bus GCA | 1908510000 |



Shielded module



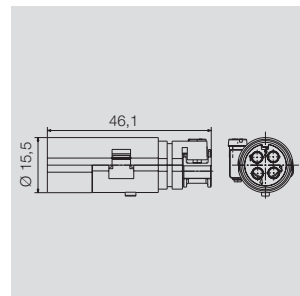
| Designation | Order No. |
|------------------|------------|
| HDC CM Bus F4 CT | 1908500000 |



Shielded module



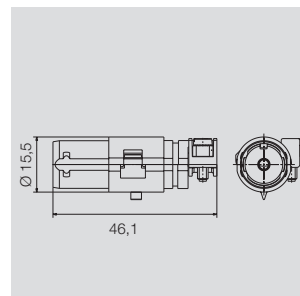
| Designation | Order No. |
|------------------|------------|
| HDC CM Bus M4 CT | 1908480000 |



Shielded module



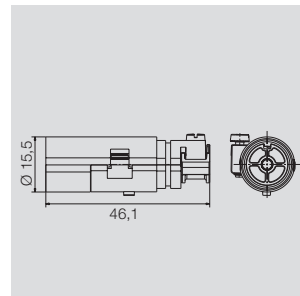
| Designation | Order No. |
|------------------|------------|
| HDC CM Bus F1 CT | 1908540000 |



Shielded module



| Designation | Order No. |
|------------------|------------|
| HDC CM Bus M1 CT | 1908520000 |



ConCept construction frame

Size 3

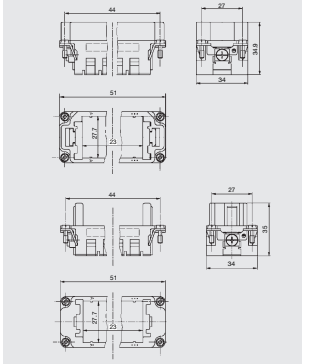


Frame

Frame



| Frame | Designation | Order No. |
|--------|-------------|------------|
| Male | HDC CF 6 2M | 1758440000 |
| Female | HDC CF 6 2F | 1758450000 |



Note For 2 modules

C

Selection of Housings RockStar® IP65 Size 3

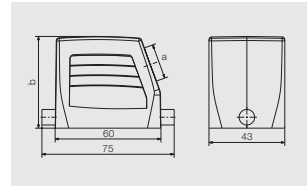


Hood

Hood, Cable Entry sideways



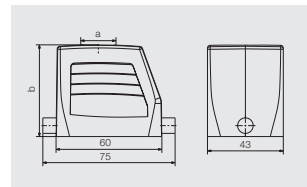
| a | Version | Cover | b (mm) | Designation | Order No. |
|------|-------------|-------|--------|--------------------|------------|
| M 20 | with thread | | 52 | HDC 06B TSLU 1M20G | 1788100000 |
| M 20 | with thread | | 52 | HDC 06B TSLU 1M20G | 1805930000 |
| M 25 | with thread | | 52 | HDC 06B TSLU 1M25G | 1788090000 |
| M 25 | with thread | | 72 | HDC 16D TSLU 1M25G | 1787480000 |



Hood, Cable Entry at top



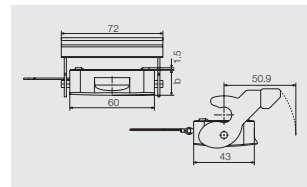
| a | Version | Cover | b (mm) | Designation | Order No. |
|------|-------------|-------|--------|--------------------|------------|
| M 20 | with thread | | 52 | HDC 06B TOLU 1M20G | 1788120000 |
| M 25 | with thread | | 52 | HDC 06B TOLU 1M25G | 1788110000 |
| M 25 | with thread | | 72 | HDC 16D TOLU 1M25G | 1787500000 |
| M 32 | with thread | | 72 | HDC 16D TOLU 1M32G | 1787490000 |



Cover



| Version | Designation | Order No. |
|-----------|------------------|------------|
| for hoods | HDC 06B DMDL 1LB | 1665210000 |

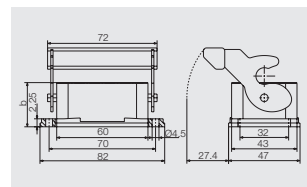


Base

Bulkhead housing



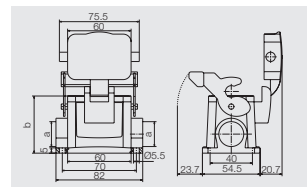
| Version | Cover | b (mm) | Designation | Order No. |
|---------|------------|--------|--------------|------------|
| | with cover | 47 | HDC 06B ADLU | 1202500000 |
| | | 29 | HDC 06B ALU | 1202100000 |



Base housing



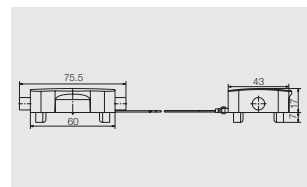
| a | Version | Cover | b (mm) | Designation | Order No. |
|------|-------------|------------|--------|--------------------|------------|
| M 20 | with thread | with cover | 72 | HDC 06B SDLU 2M20G | 1788170000 |
| M 25 | with thread | with cover | 72 | HDC 06B SDLU 2M25G | 1788160000 |
| M 20 | with thread | | 54 | HDC 06B SLU 2M20G | 1788140000 |
| M 25 | with thread | | 54 | HDC 06B SLU 2M25G | 1788130000 |



Cover



| Version | Designation | Order No. |
|-----------|------------------|------------|
| for bases | HDC 06B DODL 2BO | 1665200000 |



ConCept construction frame

Size 4

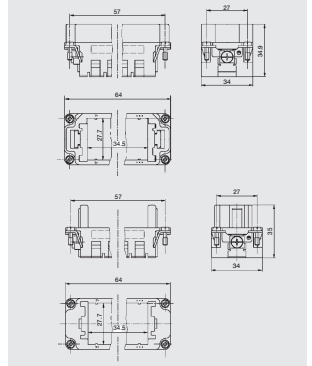


Frame

Frame



| Frame | Designation | Order No. |
|--------|--------------|------------|
| Male | HDC CF 10 3M | 1758460000 |
| Female | HDC CF 10 3F | 1758470000 |



Note For 3 modules

C

Selection of Housings RockStar® IP65 Size 4

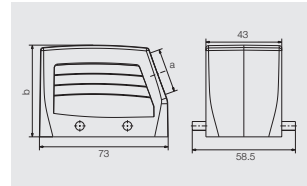


Hood

Hood, Cable Entry sideways



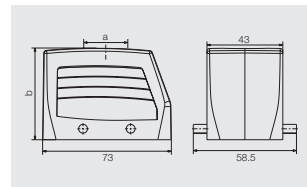
| a | Version | Cover | b (mm) | Designation | Order No. |
|------|-------------|-------|--------|--------------------|------------|
| M 20 | with thread | | 52 | HDC 10B TSBU 1M20G | 1787560000 |
| M 25 | with thread | | 52 | HDC 10B TSBU 1M25G | 1787550000 |
| M 25 | with thread | | 72 | HDC 24D TSBU 1M25G | 1787240000 |
| M 32 | with thread | | 72 | HDC 24D TSBU 1M32G | 1787230000 |



Hood, Cable Entry at top



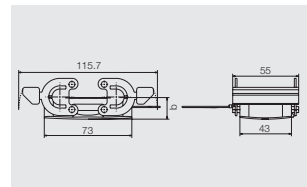
| a | Version | Cover | b (mm) | Designation | Order No. |
|------|-------------|-------|--------|--------------------|------------|
| M 20 | with thread | | 52 | HDC 10B TOBU 1M20G | 1787600000 |
| M 25 | with thread | | 52 | HDC 10B TOBU 1M25G | 1787590000 |
| M 25 | with thread | | 72 | HDC 24D TOBU 1M25G | 1787300000 |
| M 32 | with thread | | 72 | HDC 24D TOBU 1M32G | 1787290000 |



Cover



| Version | Designation | Order No. |
|-----------|------------------|------------|
| for hoods | HDC 10B DMDQ 2QB | 1665240000 |

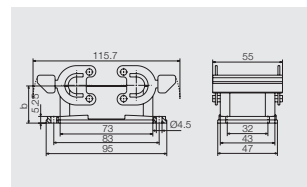


Base

Bulkhead housing



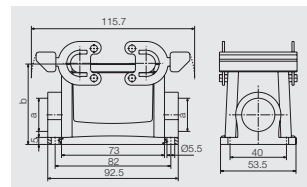
| Version | Cover | b (mm) | Designation | Order No. |
|---------|-------|--------|-------------|------------|
| | | 29.3 | HDC 10B ABU | 1205000000 |



Base housing



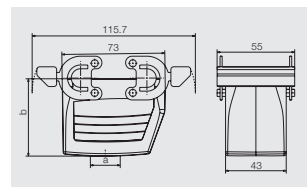
| a | Version | Cover | b (mm) | Designation | Order No. |
|------|-------------|-------|--------|-------------------|------------|
| M 20 | with thread | | 57 | HDC 10B SBU 2M20G | 1787640000 |
| M 25 | with thread | | 57 | HDC 10B SBU 2M25G | 1787630000 |
| M 25 | with thread | | 74 | HDC 24D SBU 2M25G | 1787350000 |
| M 32 | with thread | | 74 | HDC 24D SBU 2M32G | 1787360000 |



Coupling hood



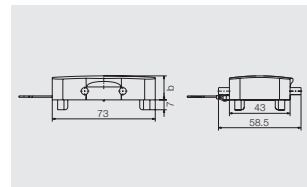
| a | Version | Cover | b (mm) | Designation | Order No. |
|------|-------------|-------|--------|-------------------|------------|
| M 20 | with thread | | 55 | HDC 10B KBU 1M20G | 1787720000 |



Cover



| Version | Designation | Order No. |
|-----------|------------------|------------|
| for bases | HDC 10B DODQ 4BO | 1665230000 |



ConCept construction frame

Size 6

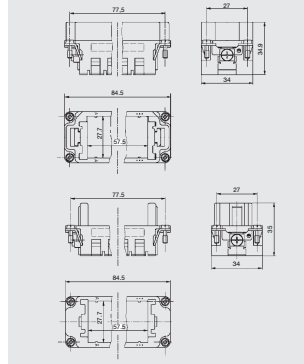


Frame

Frame



| Frame | Designation | Order No. |
|--------|--------------|------------|
| Male | HDC CF 16 5M | 1758480000 |
| Female | HDC CF 16 5F | 1758490000 |



Note For 5 modules

C

Selection of Housings RockStar® IP65
Size 6



Hood

Hood, Cable Entry sideways



| a | Version | Cover | b (mm) | Designation | Order No. |
|------|-------------|-------|--------|--------------------|------------|
| M 25 | with thread | | 61 | HDC 16B TSBU 1M25G | 1788180000 |
| M 25 | with thread | | 76 | HDC 40D TSBU 1M25G | 1787010000 |
| M 32 | with thread | | 76 | HDC 40D TSBU 1M32G | 1787000000 |



Hood, Cable Entry at top



| a | Version | Cover | b (mm) | Designation | Order No. |
|------|-------------|-------|--------|--------------------|------------|
| M 25 | with thread | | 61 | HDC 16B TOBU 1M25G | 1788210000 |
| M 25 | with thread | | 76 | HDC 40D TOBU 1M25G | 1787070000 |
| M 32 | with thread | | 76 | HDC 40D TOBU 1M32G | 1787060000 |



Cover



| Version | Designation | Order No. |
|-----------|------------------|------------|
| for hoods | HDC 16B DMDQ 2QB | 1665270000 |



Base

Bulkhead housing



| Version | Cover | b (mm) | Designation | Order No. |
|---------|-------|--------|-------------|------------|
| | | 29 | HDC 16B ABU | 1208600000 |



Base housing



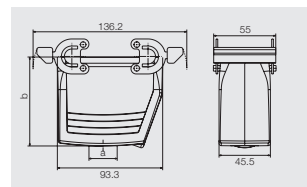
| a | Version | Cover | b (mm) | Designation | Order No. |
|------|-------------|-------|--------|-------------------|------------|
| M 25 | with thread | | 64 | HDC 16B SBU 2M25G | 1788240000 |
| M 25 | with thread | | 84 | HDC 40D SBU 2M25G | 1787120000 |
| M 32 | with thread | | 84 | HDC 40D SBU 2M32G | 1787110000 |



Coupling hood



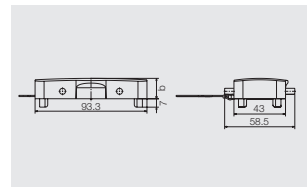
| a | Version | Cover | b (mm) | Designation | Order No. |
|------|-------------|-------|--------|-------------------|------------|
| M 25 | with thread | | 79 | HDC 40D KBU 1M25G | 1787200000 |
| M 32 | with thread | | 79 | HDC 40D KBU 1M32G | 1787190000 |



Cover



| Version | Designation | Order No. |
|-----------|------------------|------------|
| for bases | HDC 16B DODQ 4B0 | 1665260000 |



ConCept construction frame

Size 8

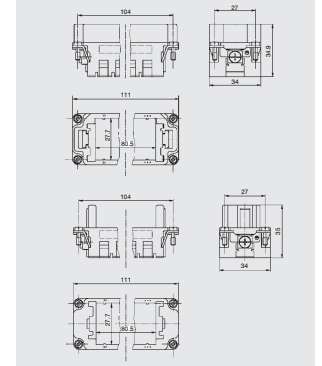
Frame



Frame



| Frame | Designation | Order No. |
|--------|--------------|------------|
| Male | HDC CF 24 7M | 1758500000 |
| Female | HDC CF 24 7F | 1758510000 |



Note For 7 modules

C

Selection of Housings RockStar® IP65
Size 8

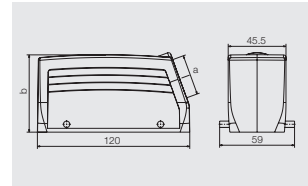


Hood

Hood, Cable Entry sideways



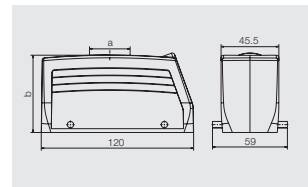
| a | Version | Cover | b (mm) | Designation | Order No. |
|------|-------------|-------|--------|--------------------|------------|
| M 25 | with thread | | 61 | HDC 24B TSBU 1M25G | 1787760000 |
| M 32 | with thread | | 61 | HDC 24B TSBU 1M32G | 1787750000 |
| M 25 | with thread | | 76 | HDC 64D TSBU 1M25G | 1786780000 |
| M 32 | with thread | | 76 | HDC 64D TSBU 1M32G | 1786770000 |



Hood, Cable Entry at top



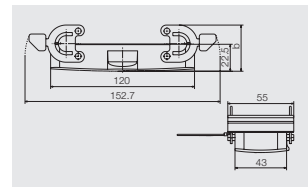
| a | Version | Cover | b (mm) | Designation | Order No. |
|------|-------------|-------|--------|--------------------|------------|
| M 25 | with thread | | 61 | HDC 24B TOBU 1M25G | 1787820000 |
| M 32 | with thread | | 61 | HDC 24B TOBU 1M32G | 1787810000 |
| M 32 | with thread | | 76 | HDC 64D TOBU 1M32G | 1786830000 |



Cover



| Version | Designation | Order No. |
|-----------|------------------|------------|
| for hoods | HDC 24B DMDQ 2QB | 1665640000 |

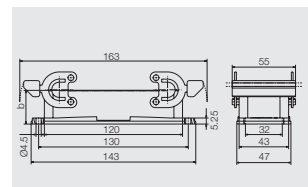


Base

Bulkhead housing



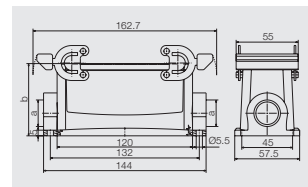
| Version | Cover | b (mm) | Designation | Order No. |
|---------|-------|--------|-------------|------------|
| | | 29.3 | HDC 24B ABU | 1212400000 |



Base housing



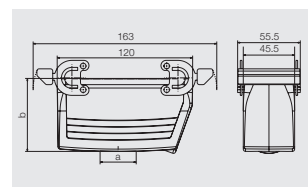
| a | Version | Cover | b (mm) | Designation | Order No. |
|------|-------------|-------|--------|-------------------|------------|
| M 25 | with thread | | 64 | HDC 24B SBU 2M25G | 1787870000 |
| M 25 | with thread | | 84 | HDC 64D SBU 2M25G | 1786890000 |
| M 32 | with thread | | 84 | HDC 64D SBU 2M32G | 1786880000 |



Coupling hood



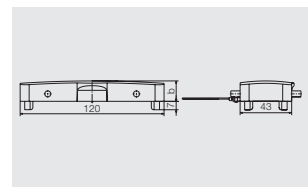
| a | Version | Cover | b (mm) | Designation | Order No. |
|------|-------------|-------|--------|-------------------|------------|
| M 25 | with thread | | 65 | HDC 24B KBU 1M25G | 1787920000 |
| M 32 | with thread | | 79 | HDC 64D KBU 1M32G | 1786960000 |



Cover



| Version | Designation | Order No. |
|-----------|------------------|------------|
| for bases | HDC 24B DODQ 4BO | 1665630000 |



ConCept construction frame

Size 10

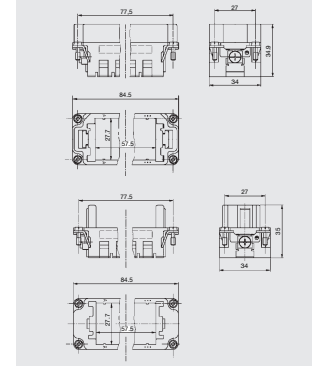


Frame

Frame



| Frame | Designation | Order No. |
|--------|----------------|------------|
| Female | HDC CF 16 5M 2 | 1758530000 |
| Male | HDC CF 16 5F 2 | 1758520000 |



Note for 2 x 5 modules please use 2 of the mentioned inserts

C

Selection of Housings RockStar® IP65
Size 10

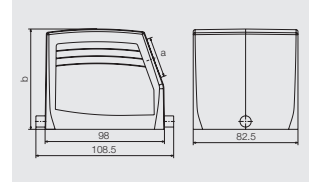


Hood

Hood, Cable Entry sideways



| a | Version | Cover | b (mm) | Designation | Order No. |
|------|-------------|-------|--------|--------------------|------------|
| M 32 | with thread | | 79 | HDC 32B TSLU 1M32G | 1788420000 |

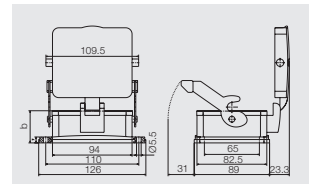


Base

Bulkhead housing



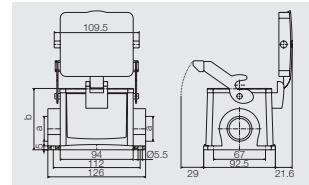
| Version | Cover | b (mm) | Designation | Order No. |
|---------|------------|--------|--------------|------------|
| | with cover | 55 | HDC 32B ADLU | 1219800000 |
| | | 38 | HDC 32B ALU | 1219500000 |



Base housing



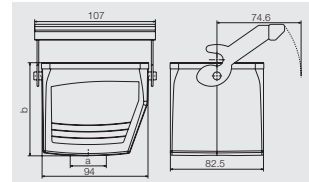
| a | Version | Cover | b (mm) | Designation | Order No. |
|------|-------------|------------|--------|--------------------|------------|
| M 32 | with thread | with cover | 96 | HDC 32B SDLU 2M32G | 1788490000 |
| M 32 | with thread | | 79 | HDC 32B SLU 2M32G | 1788470000 |



Coupling hood



| a | Version | Cover | b (mm) | Designation | Order No. |
|------|-------------|-------|--------|-------------------|------------|
| M 32 | with thread | | 83 | HDC 32B KLU 1M32G | 1788500000 |



C

ConCept construction frame

Size 12

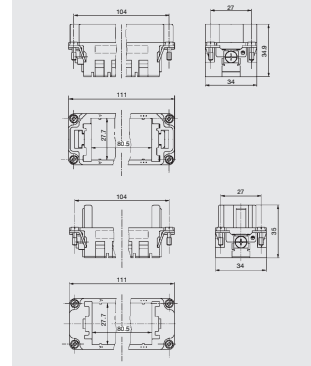


Frame

Frame



| Frame | Designation | Order No. |
|--------|----------------|------------|
| Male | HDC CF 24 7M 2 | 1758540000 |
| Female | HDC CF 24 7F 2 | 1758550000 |



Note for 2 x 7 modules please use 2 of the mentioned inserts

C

Selection of Housings RockStar® IP65
Size 12

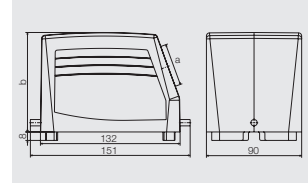


Hood

Hood, Cable Entry sideways



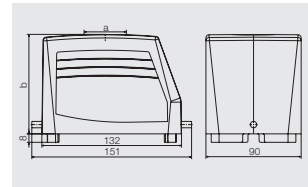
| a | Version | Cover | b (mm) | Designation | Order No. |
|------|-------------|-------|--------|--------------------|------------|
| M 32 | with thread | | 94 | HDC 48B TSLU 1M32G | 1788320000 |
| M 40 | with thread | | 94 | HDC 48B TSLU 1M40G | 1788310000 |
| M 50 | with thread | | 94 | HDC 48B TSLU 1M50G | 1788300000 |



Hood, Cable Entry at top



| a | Version | Cover | b (mm) | Designation | Order No. |
|------|-------------|-------|--------|--------------------|------------|
| M 32 | with thread | | 94 | HDC 48B TOLU 1M32G | 1788350000 |
| M 50 | with thread | | 94 | HDC 48B TOLU 1M50G | 1788330000 |

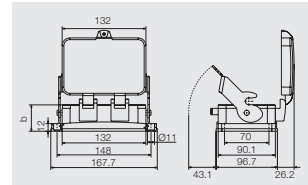


Base

Bulkhead housing

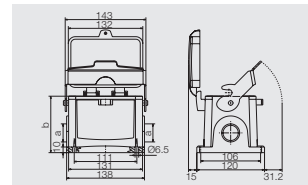


| Version | Cover | b (mm) | Designation | Order No. |
|---------|------------|--------|--------------|------------|
| | with cover | 62 | HDC 48B ADLU | 1222900000 |




Base housing

| a | Version | Cover | b (mm) | Designation | Order No. |
|------|-------------|------------|--------|--------------------|------------|
| M 32 | with thread | with cover | 120 | HDC 48B SDLU 2M32G | 1788390000 |
| M 32 | with thread | | 100 | HDC 48B SLU 2M32G | 1788370000 |
| M 40 | with thread | | 100 | HDC 48B SLU 2M40G | 1788360000 |



Coupling frame for ConCept modules

C



The ModuFlex C coupling system together with modules from the ConCept connector system provides a flexible and low-cost solution for indoor applications (IP20 zone).

ConCept 3–20-pin male and female modules of the same pin number and design can be mounted in the coupling frame. Up to 5 coupling frames can be combined into a block with the help of the tongue-and-groove locking system. The coupling frames can also be locked onto TS32 and TS35 rail by using the mounting feet.

Each individual module can be individually plugged in and released. Thanks to the optional extractor / strain relief tool and the snap-on mounting bracket, ModuFlex C-coupling frames and the male and female modules of the ConCept system allow a wide range of combinations for all possible connector configurations.

ModuFlex C

C

Coupling frame




- Max. 5 coupling frames in a row
- Protection from incorrect connection
- Force required to withdraw a single module from the coupling frame >170 N

Note:

The CM3-HV modules are not suitable for use in the coupling frame.

Mounting bracket / mounting foot



Mounting bracket

- For fixing the coupling frames to a flat surface and to MOFU mounting foot
- Hole diameter 3 mm

Mounting foot

- For fixing coupling frames to TS35x7.5 and TS35x15 mounting rails using mounting brackets

Technical data

C-CR

| | Coupling frame |
|-----------------------------|-----------------|
| Insulation | PC |
| Colour | grey (RAL 7032) |
| Temperature range | -40 ... +120°C |
| Flammability class to UL 94 | V-0 |

Ordering data

| Type | Qty | Order No. |
|--------------------|-----|------------|
| ModuFlex C-CR grau | 10 | 1746060000 |

Technical data

C-MW

MOFU

| | Mounting bracket | Mounting foot |
|-----------------------------|------------------|----------------|
| Insulation | PC | PA |
| Colour | grey (RAL 7032) | orange |
| Temperature range | -40 ... +120°C | -40 ... +120°C |
| Flammability class to UL 94 | V-0 | V-2 |

Ordering data

| Type | Qty | Order No. |
|--------------------------------|-----|------------|
| ModuFlex C-MW Mounting bracket | 10 | 1746070000 |
| MOFU Mounting foot | 20 | 0495660000 |

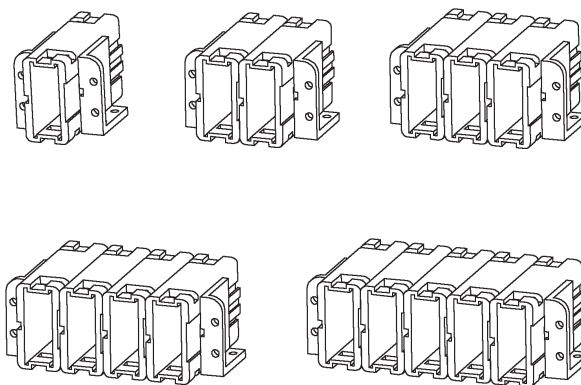
Accessories

| Type | Qty | Order No. |
|---|-----|------------|
| Crosshead screw for fastening the coupling to the mounting foot, to front and back panel and to a flat surface PTSC KB 30 x 6 | 100 | 1766120000 |
| Spacer pin M3 x 27 and clamping screws M3 x 8 in set. For mounting the coupling to flat panels. 1 pack contains 80 screws and 40 spacer pins, separately packaged. ABST.BOLZM3X27+KLSC-KIT | 1 | 1766130000 |

Module extractor and strain relief tool



Coupling frame – sets



- Set consists of:
- 1 – 5 coupling frames
 - 1 right and 1 left mounting bracket



Technical data

C-MH/ZE

| | Module extractor and strain relief tool |
|-----------------------------|---|
| Insulation | PA |
| Colour | black |
| Temperature range | -40 ... +120°C |
| Flammability class to UL 94 | V-2 |

Ordering data

| Type | Qty | Order No. |
|------------------------|-----|------------|
| ModuFlex C-MH/ZE black | 10 | 1752970000 |

Accessories

Technical data

| | Mounting bracket | Mounting foot |
|-----------------------------|------------------|----------------|
| Insulation | PC | PA |
| Colour | grey (RAL 7032) | orange |
| Temperature range | -40 ... +120°C | -40 ... +120°C |
| Flammability class to UL 94 | V-0 | V-2 |

Ordering data

| Type | No. of coupling frames | Qty | Order No. |
|-------------------------|------------------------|-----|------------|
| ModuFlex C-KITo.M.MW-1F | 1 | 1 | 1765570000 |
| ModuFlex C-KITo.M.MW-2F | 2 | 1 | 1765580000 |
| ModuFlex C-KITo.M.MW-3F | 3 | 1 | 1765590000 |
| ModuFlex C-KITo.M.MW-4F | 4 | 1 | 1765600000 |
| ModuFlex C-KITo.M.MW-5F | 5 | 1 | 1765610000 |

| Type | Qty | Order No. |
|---|-----|------------|
| Crosshead screw for fastening the coupling to the mounting foot, to front and back panel and to a flat surface PTSC KB 30 x 6 | 100 | 1766120000 |
| Spacer pin M3 x 27 and clamping screws M3 x 8 in set. For mounting the coupling to flat panels. 1 pack contains 80 screws and 40 spacer pins, separately packaged. ABST.BOLZM3X27+KLSC-KIT | 1 | 1766130000 |


RockStar® Housings IP65 / NEMA 4X

| | | |
|--|-----------------------------------|-----|
| RockStar® Housings IP65 / NEMA 4X | Overview | D.2 |
| | RockStar® Housings IP65 / NEMA 4X | D.4 |



RockStar® Housings IP65 / NEMA 4X

D



Weidmüller's RockStar® IP 65 / NEMA 4X housings are your first choice when it comes to industrial housings in IP 65 class of protection.

Features:

- Housing of cast aluminium alloy or thermoplastic
- All fittings (clamps and pins) of rust proof stainless steel

Typical applications:

- general mechanical and plant engineering
- rail engineering
- conveying and transport technology
- packing machines
- crane construction and industrial robots
- toolmaking and special-purpose machine building
- fairground rides
- stage and lighting equipment

Various versions:

- different sizes
- different housing types
- different types of construction
- different locking systems
- different cable entries
- with or without cover

Their advantages:

- multiple plugging and unplugging of electrical connections
- reliable assembly under time pressure
- corrosion protection
- IP65 for both aluminium and plastic housings
- NEMA 4X for both aluminium and plastic housings

RockStar® Housings IP65 / NEMA 4X

Plastic housing

Size 1

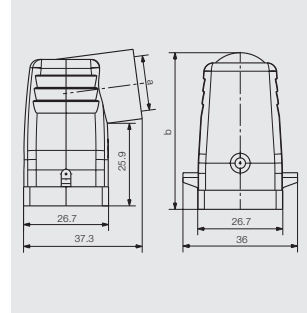
Hood



Hood, Cable Entry sideways



| a | Version | Cover | b (mm) | Designation | Order No. |
|-------|-------------|-------|--------|---------------------|-------------------|
| M 20 | with thread | | 49.2 | HDC 07A TWLU 1M20G | 1788510000 |
| PG 11 | with thread | | 49.2 | HDC 07A TWLU 1PG11G | 1652400000 |

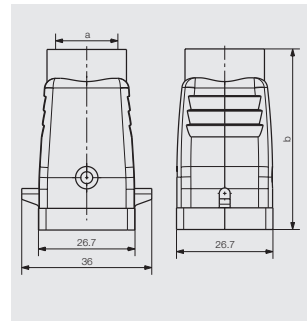


D

Hood, Cable Entry at top



| a | Version | Cover | b (mm) | Designation | Order No. |
|-------|-------------|-------|--------|---------------------|-------------------|
| M 20 | with thread | | 50 | HDC 07A TOLU 1M20G | 1788520000 |
| PG 11 | with thread | | 50 | HDC 07A TOLU 1PG11G | 1652380000 |



Plastic housing

Size 1

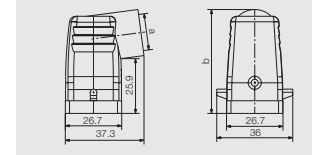
Base



Bulkhead housing



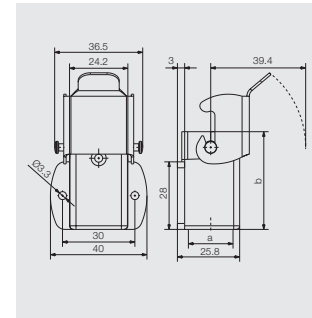
| Version | Cover | b (mm) | Designation | Order No. |
|---------|-------|--------|--------------|------------|
| | | 23 | HDC 07A ALU | 1652410000 |
| angled | | 26.7 | HDC 07A AWLU | 1652420000 |



Base housing



| a | Version | Cover | b (mm) | Designation | Order No. |
|-------|-------------|-------|--------|--------------------|------------|
| M 20 | with thread | | 25.8 | HDC 07A SLU 1M20G | 1788530000 |
| PG 11 | w. sleeve | | 25.8 | HDC 07A SLU 1PG11S | 1652440000 |

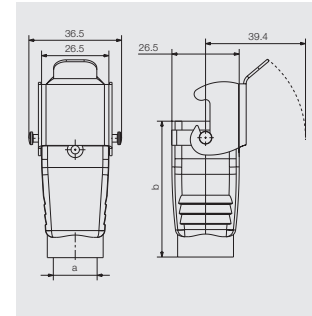


D

Coupling hood



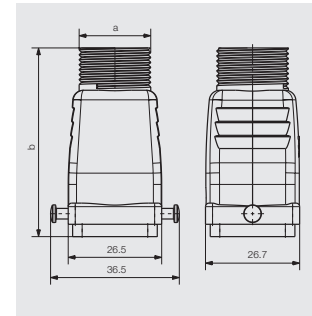
| a | Version | Cover | b (mm) | Designation | Order No. |
|-------|-------------|-------|--------|---------------------|------------|
| M 20 | with thread | | 53.5 | HDC 07A KOLU 1M20G | 1788540000 |
| PG 11 | with thread | | 53.5 | HDC 07A KOLU 1PG11G | 1652460000 |



Screw Mounting Housing



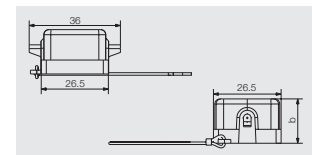
| a | Version | Cover | b (mm) | Designation | Order No. |
|---------|-------------|-------|--------|--------------------|------------|
| PG 13,5 | with thread | | 54 | HDC 07A ELU 1PG13G | 1900990000 |



Cover



| Version | Designation | Order No. |
|-------------------|------------------|------------|
| for female insert | HDC 07A DMDL 2BO | 1665770000 |
| for male insert | HDC 07A DODL 2BO | 1665760000 |



RockStar® Housings IP65 / NEMA 4X

Metal housing

Size 1

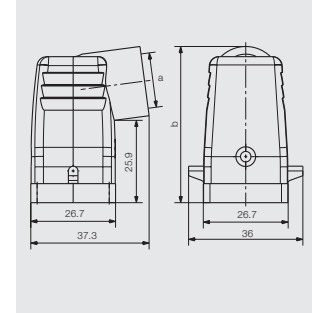
Hood



Hood, Cable Entry sideways



| a | Version | Cover | b (mm) | Designation | Order No. |
|-------|-------------|-------|--------|-------------------------|-------------------|
| M 20 | with thread | | 49.2 | HDC 04A TWLU 1M20G | 1788810000 |
| PG 11 | with thread | | 49.2 | HDC 04A TWLU 1PG11G | 1652480000 |
| PG 11 | with thread | | 49.2 | HDC 04A TWLU 1PG11G EXI | 1900310000 |

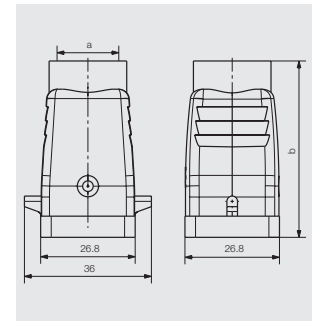


D

Hood, Cable Entry at top



| a | Version | Cover | b (mm) | Designation | Order No. |
|-------|-------------|-------|--------|-------------------------|-------------------|
| M 20 | with thread | | 50 | HDC 04A TOLU 1M20G | 1788820000 |
| PG 11 | with thread | | 50 | HDC 04A TOLU 1PG11G | 1652470000 |
| PG 11 | with thread | | 50 | HDC 04A TOLU 1PG11G EXI | 1900280000 |



Metal housing

Size 1

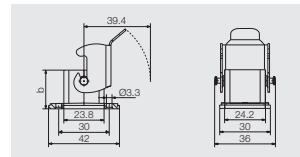
Base



Bulkhead housing



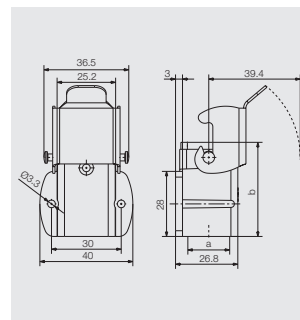
| Version | Cover | b (mm) | Designation | Order No. |
|---------|-------------|--------|------------------|------------|
| | | 23 | HDC 04A ALU | 1497600000 |
| | with thread | 23 | HDC 04A ALU EXI | 1899870000 |
| | with thread | 26.7 | HDC 04A AWLU EXI | 1899890000 |



Base housing



| a | Version | Cover | b (mm) | Designation | Order No. |
|-------|-------------|-------|--------|------------------------|------------|
| M 20 | with thread | 25.8 | 25.8 | HDC 04A SLU 1M20G | 1788830000 |
| PG 11 | with thread | 25.8 | 25.8 | HDC 04A SLU 1PG11G | 1652490000 |
| PG 11 | with thread | 25.8 | 25.8 | HDC 04A SLU 1PG11G EXI | 1899800000 |

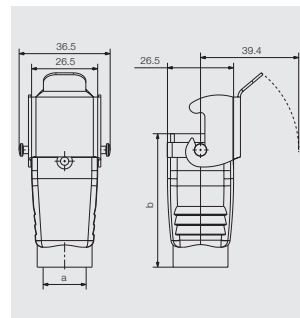


D

Coupling hood



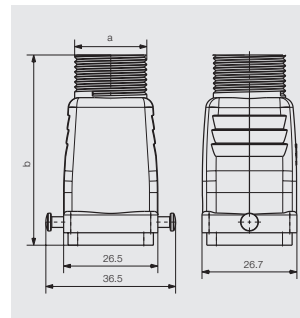
| a | Version | Cover | b (mm) | Designation | Order No. |
|-------|-------------|-------|--------|-------------------------|------------|
| M 20 | with thread | 53.5 | 53.5 | HDC 04A KOLU 1M20G | 1788840000 |
| PG 11 | with thread | 53.5 | 53.5 | HDC 04A KOLU 1PG11G | 1652500000 |
| PG 11 | with thread | 53.5 | 53.5 | HDC 04A KOLU 1PG11G EXI | 1899920000 |



Screw Mounting Housing



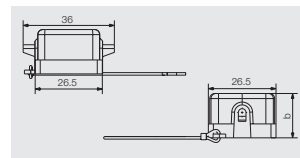
| a | Version | Cover | b (mm) | Designation | Order No. |
|---------|-------------|-------|--------|------------------------|------------|
| M 20 | with thread | 54 | 54 | HDC 04A ELU 1M20G | 1900320000 |
| PG 13,5 | with thread | 54 | 54 | HDC 04A ELU 1PG13G | 1900330000 |
| PG 13,5 | with thread | 54 | 54 | HDC 04A ELU 1PG13G EXI | 1900350000 |



Cover



| Version | Designation | Order No. |
|-------------------|------------------|------------|
| for female insert | HDC 04A DMDL 2BO | 1665750000 |
| for male insert | HDC 04A DODL 2BO | 1665740000 |



RockStar® Housings IP65 / NEMA 4X

End locking, lower side

Size 2

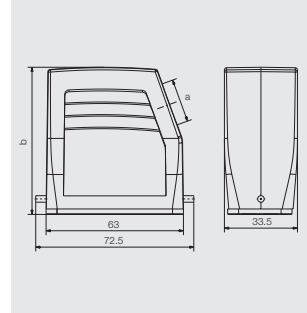
Hood



Hood, Cable Entry sideways



| a | Version | Cover | b (mm) | Designation | Order No. |
|-------|-------------|-------|--------|---------------------|------------|
| M 20 | with thread | | 68 | HDC 15A TSLU 1M20G | 1788860000 |
| M 25 | with thread | | 68 | HDC 15A TSLU 1M25G | 1788850000 |
| PG 16 | with thread | | 54 | HDC 10A TSLU 1PG16G | 1663810000 |
| PG 16 | with thread | | 68 | HDC 15A TSLU 1PG16G | 1663850000 |
| PG 21 | with thread | | 68 | HDC 15A TSLU 1PG21G | 1663870000 |

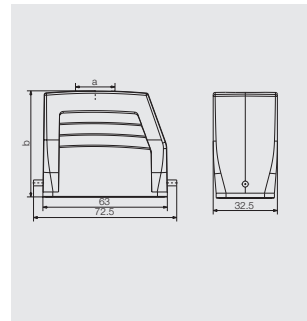


D

Hood, Cable Entry at top



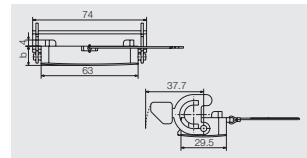
| a | Version | Cover | b (mm) | Designation | Order No. |
|-------|-------------|-------|--------|---------------------|------------|
| M 20 | with thread | | 54 | HDC 10A TOLU 1M20G | 1788620000 |
| M 25 | with thread | | 54 | HDC 10A TOLU 1M25G | 1788610000 |
| PG 16 | with thread | | 54 | HDC 10A TOLU 1PG16G | 1663930000 |
| PG 21 | with thread | | 68 | HDC 15A TOLU 1PG21G | 1663990000 |



Cover



| Version | Designation | Order No. |
|-----------|------------------|------------|
| for hoods | HDC 10A DODL 1LB | 1665890000 |



End locking, lower side

Size 2

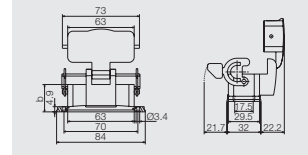


Base

Bulkhead housing



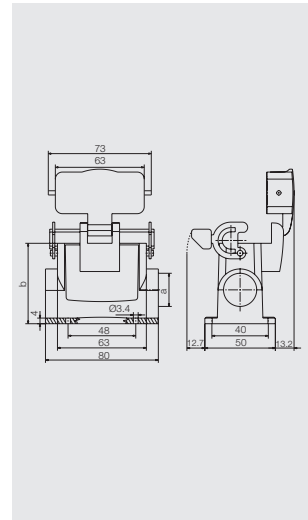
| Version | Cover | b (mm) | Designation | Order No. |
|---------|------------|--------|--------------|------------|
| | with cover | 37.5 | HDC 10A ADLU | 1664060000 |
| | | 25 | HDC 10A ALU | 1664040000 |



Base housing



| a | Version | Cover | b (mm) | Designation | Order No. |
|-------|-------------|------------|--------|---------------------|------------|
| M 20 | with thread | | 57 | HDC 10A SLU 1M20G | 1901100000 |
| M 20 | with thread | with cover | 69.5 | HDC 10A SDLU 1M20G | 1901010000 |
| M 20 | with thread | | 57 | HDC 10A SLU 2M20G | 1788640000 |
| M 20 | with thread | with cover | 69.5 | HDC 10A SDLU 2M20G | 1788660000 |
| M 25 | with thread | | 57 | HDC 10A SLU 1M25G | 1901160000 |
| M 25 | with thread | with cover | 69.5 | HDC 10A SDLU 1M25G | 1901040000 |
| M 25 | with thread | | 57 | HDC 10A SLU 2M25G | 1788630000 |
| M 25 | with thread | with cover | 69.5 | HDC 10A SDLU 2M25G | 1788650000 |
| PG 16 | with thread | | 57 | HDC 10A SLU 1PG16G | 1664170000 |
| PG 16 | with thread | with cover | 69.5 | HDC 10A SDLU 1PG16G | 1664410000 |
| PG 16 | with thread | | 57 | HDC 10A SLU 2PG16G | 1664190000 |
| PG 16 | with thread | with cover | 69.5 | HDC 10A SDLU 2PG16G | 1664420000 |
| PG 21 | with thread | | 57 | HDC 10A SLU 1PG21G | 1664210000 |

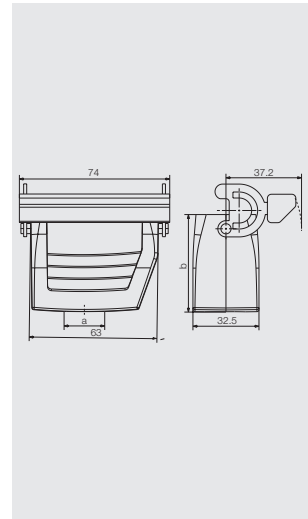


D

Coupling hood



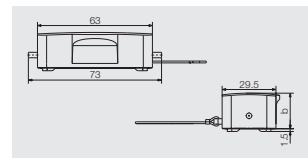
| a | Version | Cover | b (mm) | Designation | Order No. |
|-------|-------------|-------|--------|--------------------|------------|
| M 25 | with thread | | 48 | HDC 10A KLU 1M25G | 1788670000 |
| PG 16 | with thread | | 48 | HDC 10A KLU 1PG16G | 1664560000 |
| PG 21 | with thread | | 62 | HDC 15A KLU 1PG21G | 1664630000 |



Cover



| Version | Designation | Order No. |
|-----------|------------------|------------|
| for bases | HDC 10A DMDL 2BO | 1665880000 |



RockStar® Housings IP65 / NEMA 4X

End locking, lower side

Size 3

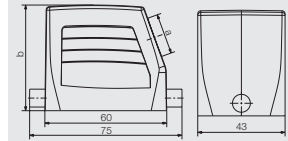
Hood



Hood, Cable Entry sideways



| a | Version | Cover | b (mm) | Designation | Order No. |
|---------|-------------|-------|---------------------|-------------|-----------|
| M 20 | with thread | 52 | HDC 06B TSLU 1M20G | 1788100000 | |
| M 20 | with thread | 52 | HDC 06B TSLU 1M20G | 1805930000 | |
| M 25 | with thread | 52 | HDC 06B TSLU 1M25G | 1788090000 | |
| M 25 | with thread | 72 | HDC 16D TSLU 1M25G | 1787480000 | |
| M 32 | with thread | 72 | HDC 16D TSLU 1M32G | 1787470000 | |
| PG 13,5 | with thread | 52 | HDC 06B TSLU 1PG13G | 1670530000 | |
| PG 16 | with thread | 52 | HDC 06B TSLU 1PG16G | 1652520000 | |
| PG 21 | with thread | 72 | HDC 16D TSLU 1PG21G | 1652560000 | |
| PG 29 | with thread | 72 | HDC 16D TSLU 1PG29G | 1652580000 | |

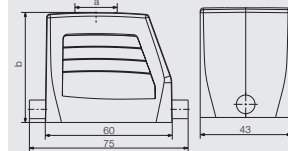


D

Hood, Cable Entry at top



| a | Version | Cover | b (mm) | Designation | Order No. |
|---------|-------------|-------|---------------------|-------------|-----------|
| M 20 | with thread | 52 | HDC 06B TOLU 1M20G | 1788120000 | |
| M 25 | with thread | 52 | HDC 06B TOLU 1M25G | 1788110000 | |
| M 25 | with thread | 72 | HDC 16D TOLU 1M25G | 1787500000 | |
| M 32 | with thread | 72 | HDC 16D TOLU 1M32G | 1787490000 | |
| PG 13,5 | with thread | 52 | HDC 06B TOLU 1PG13G | 1670500000 | |
| PG 16 | with thread | 52 | HDC 06B TOLU 1PG16G | 1652640000 | |
| PG 21 | with thread | 72 | HDC 16D TOLU 1PG21G | 1652680000 | |
| PG 29 | with thread | 72 | HDC 16D TOLU 1PG29G | 1652700000 | |



Cover



| Version | Designation | Order No. |
|-----------|------------------|------------|
| for hoods | HDC 06B DMDL 1LB | 1665210000 |



End locking, lower side

Size 3

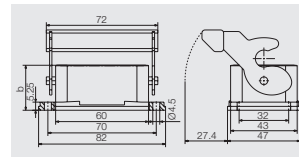
Base



Bulkhead housing



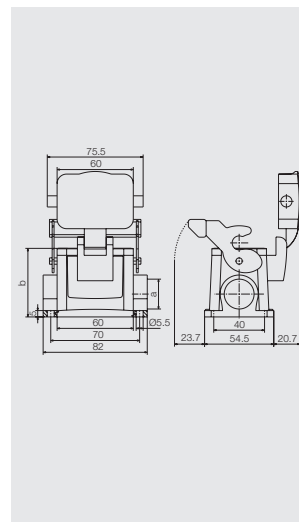
| Version | Cover | b (mm) | Designation | Order No. |
|---------|------------|--------|--------------|------------|
| | | 29 | HDC 06B ALU | 1202100000 |
| | with cover | 47 | HDC 06B ADLU | 1202500000 |



Base housing



| a | Version | Cover | b (mm) | Designation | Order No. |
|-------|-------------|------------|--------|---------------------|------------|
| M 20 | with thread | | 54 | HDC 06B SLU 1M20G | 1900460000 |
| M 20 | with thread | with cover | 72 | HDC 06B SDLU 1M20G | 1900360000 |
| M 20 | with thread | | 54 | HDC 06B SLU 2M20G | 1788140000 |
| M 20 | with thread | with cover | 72 | HDC 06B SDLU 2M20G | 1788170000 |
| M 25 | with thread | | 54 | HDC 06B SLU 1M25G | 1900480000 |
| M 25 | with thread | with cover | 72 | HDC 06B SDLU 1M25G | 1900380000 |
| M 25 | with thread | | 74 | HDC 16D SLU 1M25G | 1900880000 |
| M 25 | with thread | with cover | 92 | HDC 16D SDLU 1M25G | 1900820000 |
| M 25 | with thread | | 54 | HDC 06B SLU 2M25G | 1788130000 |
| M 25 | with thread | | 74 | HDC 16D SLU 2M25G | 1787520000 |
| M 25 | with thread | with cover | 92 | HDC 16D SDLU 2M25G | 1787540000 |
| M 25 | with thread | with cover | 72 | HDC 06B SDLU 2M25G | 1788160000 |
| M 32 | with thread | | 74 | HDC 16D SLU 1M32G | 1900900000 |
| M 32 | with thread | | 74 | HDC 16D SLU 2M32G | 1787510000 |
| PG 16 | with thread | | 54 | HDC 06B SLU 1PG16G | 1652750000 |
| PG 16 | with thread | with cover | 72 | HDC 06B SDLU 1PG16G | 1652980000 |
| PG 16 | with thread | | 54 | HDC 06B SLU 2PG16G | 1652760000 |
| PG 16 | with thread | with cover | 72 | HDC 06B SDLU 2PG16G | 1652990000 |
| PG 21 | with thread | | 74 | HDC 16D SLU 2PG21G | 1652840000 |

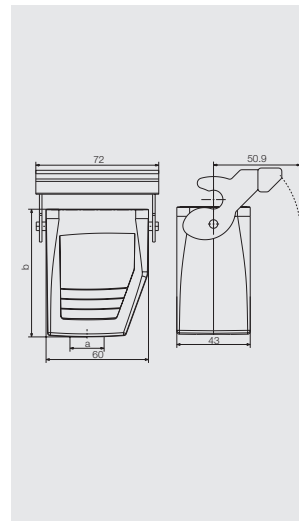


D

Coupling hood



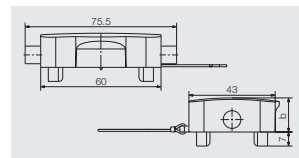
| a | Version | Cover | b (mm) | Designation | Order No. |
|-------|-------------|-------|--------|--------------------|------------|
| PG 16 | with thread | | 55 | HDC 06B KLU 1PG16G | 1653200000 |
| PG 21 | | | 75 | HDC 16D KLU 1/21V | 1653230000 |



Cover



| Version | Designation | Order No. |
|-----------|------------------|------------|
| for bases | HDC 06B DODL 2B0 | 1665200000 |



RockStar® Housings IP65 / NEMA 4X

Side locking, lower side

Size 4

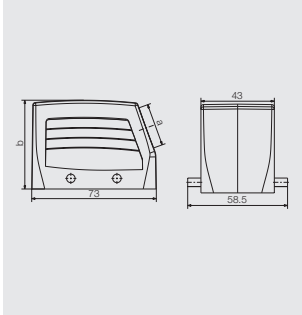
Hood



Hood, Cable Entry sideways



| a | Version | Cover | b (mm) | Designation | Order No. |
|-------|-------------|-------|---------------------|-------------------|-----------|
| M 20 | with thread | 52 | HDC 10B TSBU 1M20G | 1787560000 | |
| M 25 | with thread | 52 | HDC 10B TSBU 1M25G | 1787550000 | |
| M 25 | with thread | 72 | HDC 24D TSBU 1M25G | 1787240000 | |
| M 32 | with thread | 72 | HDC 24D TSBU 1M32G | 1787230000 | |
| PG 16 | with thread | 52 | HDC 10B TSBU 1PG16G | 1654070000 | |
| PG 21 | with thread | 52 | HDC 10B TSBU 1PG21G | 1654090000 | |
| PG 21 | with thread | 72 | HDC 24D TSBU 1PG21G | 1654150000 | |
| PG 29 | with thread | 72 | HDC 24D TSBU 1PG29G | 1654170000 | |

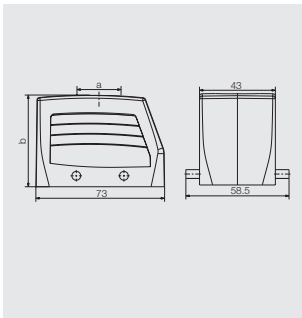


D

Hood, Cable Entry at top



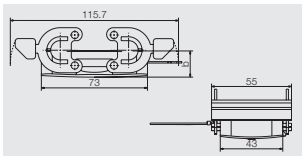
| a | Version | Cover | b (mm) | Designation | Order No. |
|-------|-------------|-------|---------------------|-------------------|-----------|
| M 20 | with thread | 52 | HDC 10B TOBU 1M20G | 1787600000 | |
| M 25 | with thread | 52 | HDC 10B TOBU 1M25G | 1787590000 | |
| M 25 | with thread | 72 | HDC 24D TOBU 1M25G | 1787300000 | |
| M 32 | with thread | 72 | HDC 24D TOBU 1M32G | 1787290000 | |
| PG 16 | with thread | 52 | HDC 10B TOBU 1PG16G | 1654220000 | |
| PG 21 | with thread | 52 | HDC 10B TOBU 1PG21G | 1654240000 | |
| PG 21 | with thread | 52 | HDC 10B TOBU 1PG21G | 1816420000 | |
| PG 29 | with thread | 72 | HDC 24D TOBU 1PG29G | 1654320000 | |



Cover



| Version | Designation | Order No. |
|-----------|------------------|-------------------|
| for hoods | HDC 10B DMDQ 2QB | 1665240000 |



Side locking, lower side

Size 4

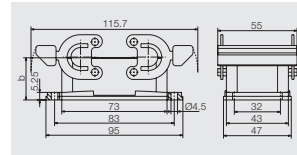
Base



Bulkhead housing



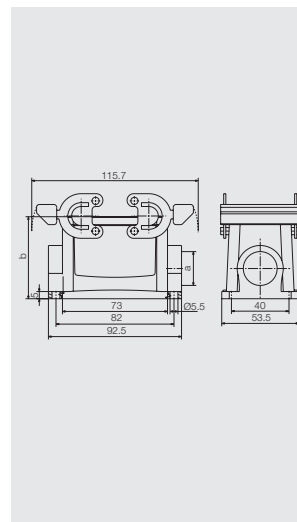
| Version | Cover | b (mm) | Designation | Order No. |
|---------|-------|--------|-------------|-----------|
| | | 29.3 | HDC 10B ABU | 120500000 |



Base housing



| a | Version | Cover | b (mm) | Designation | Order No. |
|-------|-------------|-------|--------------------|-------------|-----------|
| M 20 | with thread | 57 | HDC 10B SBU 1M20G | 1901360000 | |
| M 20 | with thread | 57 | HDC 10B SBU 2M20G | 1787640000 | |
| M 25 | with thread | 57 | HDC 10B SBU 1M25G | 1901370000 | |
| M 25 | with thread | 57 | HDC 10B SBU 2M25G | 1787630000 | |
| M 25 | with thread | 74 | HDC 24D SBU 1M25G | 1903210000 | |
| M 25 | with thread | 74 | HDC 24D SBU 2M25G | 1787350000 | |
| M 32 | with thread | 74 | HDC 24D SBU 1M32G | 1903220000 | |
| M 32 | with thread | 74 | HDC 24D SBU 2M32G | 1787360000 | |
| PG 16 | with thread | 57 | HDC 10B SBU 1PG16G | 1654370000 | |
| PG 16 | with thread | 57 | HDC 10B SBU 2PG16G | 1654380000 | |
| PG 21 | with thread | 74 | HDC 24D SBU 2PG21G | 1654450000 | |
| PG 29 | with thread | 74 | HDC 24D SBU 1PG29G | 1654470000 | |

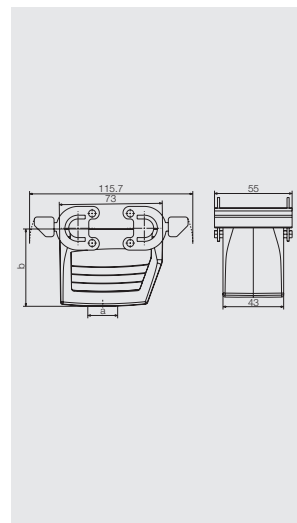


D

Coupling hood



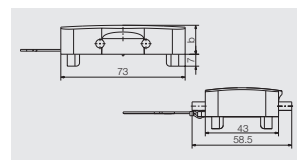
| a | Version | Cover | b (mm) | Designation | Order No. |
|-------|-------------|-------|--------------------|-------------|-----------|
| M 20 | with thread | 55 | HDC 10B KBU 1M20G | 1787720000 | |
| PG 16 | with thread | 55 | HDC 10B KBU 1PG16G | 1654580000 | |



Cover



| Version | Designation | Order No. |
|-----------|------------------|------------|
| for bases | HDC 10B DODQ 4B0 | 1665230000 |



RockStar® Housings IP65 / NEMA 4X

End locking, lower side

Size 4

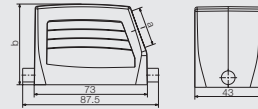
Hood



Hood, Cable Entry sideways



| a | Version | Cover | b (mm) | Designation | Order No. |
|-------|-------------|-------|---------------------|-------------------|-----------|
| M 25 | with thread | 52 | HDC 10B TSLU 1M25G | 1787580000 | |
| M 25 | with thread | 72 | HDC 24D TSLU 1M25G | 1787280000 | |
| M 32 | with thread | 72 | HDC 24D TSLU 1M32G | 1787270000 | |
| PG 16 | with thread | 52 | HDC 10B TSLU 1PG16G | 1655210000 | |
| PG 21 | with thread | 72 | HDC 24D TSLU 1PG21G | 1655250000 | |
| PG 29 | with thread | 72 | HDC 24D TSLU 1PG29G | 1655270000 | |

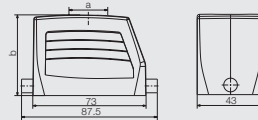


D

Hood, Cable Entry at top



| a | Version | Cover | b (mm) | Designation | Order No. |
|-------|-------------|-------|---------------------|-------------------|-----------|
| M 25 | with thread | 52 | HDC 10B TOLU 1M25G | 1787620000 | |
| M 25 | with thread | 72 | HDC 24D TOLU 1M25G | 1787340000 | |
| M 32 | with thread | 72 | HDC 24D TOLU 1M32G | 1787330000 | |
| PG 16 | with thread | 52 | HDC 10B TOLU 1PG16G | 1655320000 | |
| PG 21 | with thread | 72 | HDC 24D TOLU 1PG21G | 1655360000 | |
| PG 29 | with thread | 72 | HDC 24D TOLU 1PG29G | 1655380000 | |



End locking, lower side

Size 4

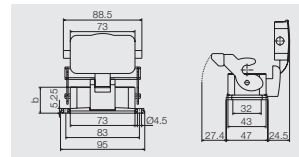
Base



Bulkhead housing



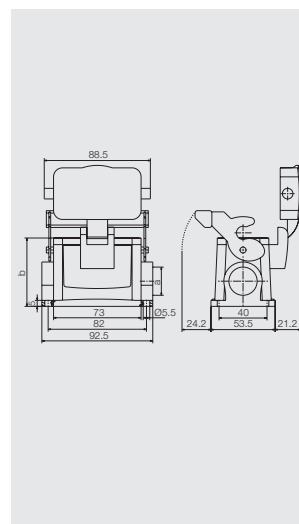
| Version | Cover | b (mm) | Designation | Order No. |
|---------|------------|--------|--------------|------------|
| | with cover | 51.6 | HDC 10B ADLU | 1206500000 |
| | | 29.3 | HDC 10B ALU | 1206100000 |



Base housing



| a | Version | Cover | b (mm) | Designation | Order No. |
|-------|-------------|------------|--------|---------------------|------------|
| M 20 | with thread | | 57 | HDC 10B SLU 1M20G | 1901620000 |
| M 20 | with thread | with cover | 79.5 | HDC 10B SDLU 1M20G | 1901570000 |
| M 20 | with thread | | 57 | HDC 10B SLU 2M20G | 1787660000 |
| M 20 | with thread | with cover | 79.5 | HDC 10B SDLU 2M20G | 1787700000 |
| M 25 | with thread | | 57 | HDC 10B SLU 1M25G | 1901640000 |
| M 25 | with thread | with cover | 96.5 | HDC 24D SDLU 1M25G | 1903410000 |
| M 25 | with thread | | 57 | HDC 10B SLU 2M25G | 1787650000 |
| M 25 | with thread | with cover | 96.5 | HDC 24D SDLU 2M25G | 1787420000 |
| M 32 | with thread | | 74 | HDC 24D SLU 1M32G | 1903560000 |
| M 32 | with thread | with cover | 96.5 | HDC 24D SDLU 1M32G | 1903510000 |
| M 32 | with thread | | 74 | HDC 24D SLU 2M32G | 1787370000 |
| M 32 | with thread | with cover | 96.5 | HDC 24D SDLU 2M32G | 1787410000 |
| PG 16 | with thread | | 57 | HDC 10B SLU 2PG16G | 1655470000 |
| PG 16 | with thread | with cover | 79.5 | HDC 10B SDLU 2PG16G | 1655680000 |

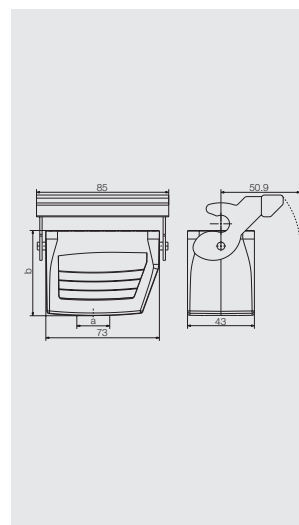


D

Coupling hood



| a | Version | Cover | b (mm) | Designation | Order No. |
|-------|-------------|-------|--------|--------------------|------------|
| M 20 | with thread | | 55 | HDC 10B KLU 1M20G | 1787740000 |
| M 25 | with thread | | 55 | HDC 10B KLU 1M25G | 1787730000 |
| M 25 | with thread | | 75 | HDC 24D KLU 1M25G | 1787460000 |
| M 32 | with thread | | 75 | HDC 24D KLU 1M32G | 1787450000 |
| PG 16 | with thread | | 55 | HDC 10B KLU 1PG16G | 1655890000 |



RockStar® Housings IP65 / NEMA 4X

Side locking, upper side

Size 4

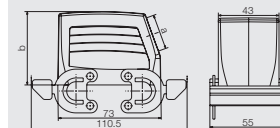
Hood



Hood, Cable Entry sideways



| a | Version | Cover | b (mm) | Designation | Order No. |
|-------|-------------|-------|--------|---------------------|------------|
| M 25 | with thread | | 52 | HDC 10B TSBO 1M25G | 1787570000 |
| M 25 | with thread | | 72 | HDC 24D TSBO 1M25G | 1787260000 |
| M 32 | with thread | | 72 | HDC 24D TSBO 1M32G | 1787250000 |
| PG 16 | with thread | | 52 | HDC 10B TSBO 1PG16G | 1654750000 |
| PG 16 | with thread | | 72 | HDC 24D TSBO 1PG16G | 1654810000 |
| PG 21 | with thread | | 72 | HDC 24D TSBO 1PG21G | 1654790000 |

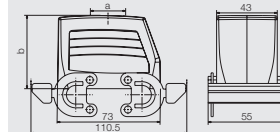


D

Hood, Cable Entry at top



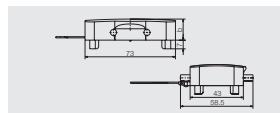
| a | Version | Cover | b (mm) | Designation | Order No. |
|-------|-------------|-------|--------|---------------------|------------|
| M 25 | with thread | | 52 | HDC 10B TOBO 1M25G | 1787610000 |
| PG 16 | with thread | | 52 | HDC 10B TOBO 1PG16G | 1654860000 |
| PG 29 | with thread | | 72 | HDC 24D TOBO 1PG29G | 1654920000 |



Cover



| Version | Designation | Order No. |
|-----------|------------------|------------|
| for hoods | HDC 10B DMDQ 4BO | 1665250000 |

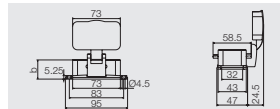


Base

Bulkhead housing



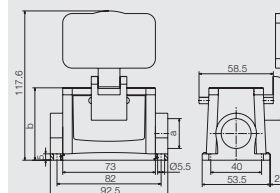
| Version | Cover | b (mm) | Designation | Order No. |
|---------|------------|--------|--------------|------------|
| | with cover | 51.6 | HDC 10B ADBO | 1205600000 |



Base housing



| a | Version | Cover | b (mm) | Designation | Order No. |
|-------|-------------|------------|--------|---------------------|------------|
| M 20 | with thread | with cover | 79.5 | HDC 10B SDBO 1M20G | 1901490000 |
| M 20 | with thread | with cover | 79.5 | HDC 10B SDBO 2M20G | 1787680000 |
| M 25 | with thread | with cover | 79.5 | HDC 10B SDBO 1M25G | 1901510000 |
| M 25 | with thread | with cover | 96.5 | HDC 24D SDBO 1M25G | 1903370000 |
| M 25 | with thread | with cover | 79.5 | HDC 10B SDBO 2M25G | 1787670000 |
| M 25 | with thread | with cover | 96.5 | HDC 24D SDBO 2M25G | 1787400000 |
| PG 16 | with thread | with cover | 79.5 | HDC 10B SDBO 2PG16G | 1655000000 |



Size 4**End locking clamp on housing bottom**

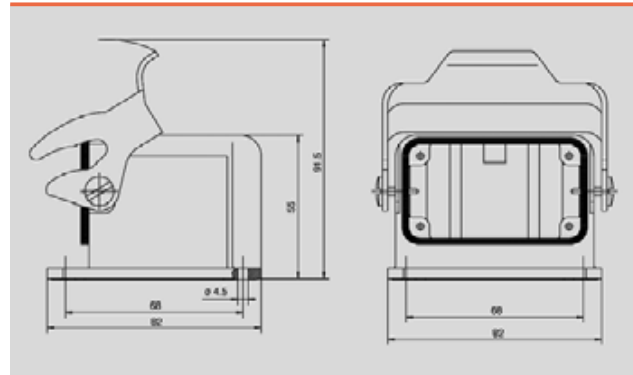
The plug and play solution for your motor. With short assembly times and free choice of connection technology, this is Weidmüller's low-cost solution for heavy-duty connectors.

The HDC HB 10 AWVL angled housing replaces the motor terminal box. The housing can be mounted in four different ways (offset by 90°) thanks to fixing dimensions of 68 x 68 mm.

Suitable for use with standard inserts of the HE-10 series (screw, tension clamp or push-in technology) or inserts from the modular ConCept system.

HDC HB 10 AWVL**Ordering data**

| Type | Qty | Order No. |
|----------------|-----|------------|
| HDC HB 10 AWVL | 1 | 1790040000 |

Dimensions**D**

RockStar® Housings IP65 / NEMA 4X

End locking, lower side

Size 5

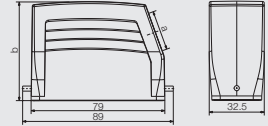
Hood



Hood, Cable Entry sideways



| a | Version | Cover | b (mm) | Designation | Order No. |
|-------|-------------|-------|--------|---------------------|------------|
| M 20 | with thread | | 72 | HDC 25A TSLU 1M20G | 1788680000 |
| M 25 | with thread | | 58 | HDC 16A TSLU 1M25G | 1788740000 |
| M 25 | with thread | | 72 | HDC 25A TSLU 1M25G | 1788690000 |
| PG 16 | with thread | | 58 | HDC 16A TSLU 1PG16G | 1664690000 |
| PG 16 | with thread | | 72 | HDC 25A TSLU 1PG16G | 1664730000 |
| PG 21 | with thread | | 72 | HDC 25A TSLU 1PG21G | 1664750000 |

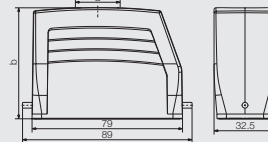


D

Hood, Cable Entry at top



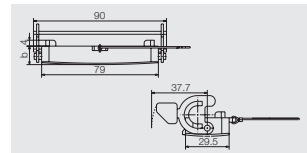
| a | Version | Cover | b (mm) | Designation | Order No. |
|-------|-------------|-------|--------|---------------------|------------|
| M 20 | with thread | | 72 | HDC 25A TOLU 1M20G | 1788710000 |
| M 25 | with thread | | 58 | HDC 16A TOLU 1M25G | 1788750000 |
| M 25 | with thread | | 72 | HDC 25A TOLU 1M25G | 1788700000 |
| PG 16 | with thread | | 58 | HDC 16A TOLU 1PG16G | 1664810000 |
| PG 21 | with thread | | 72 | HDC 25A TOLU 1PG21G | 1664870000 |



Cover



| Version | Designation | Order No. |
|-----------|------------------|------------|
| for hoods | HDC 16A DODL 1LB | 1665900000 |



End locking, lower side

Size 5

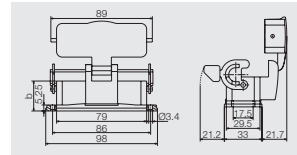
Base



Bulkhead housing



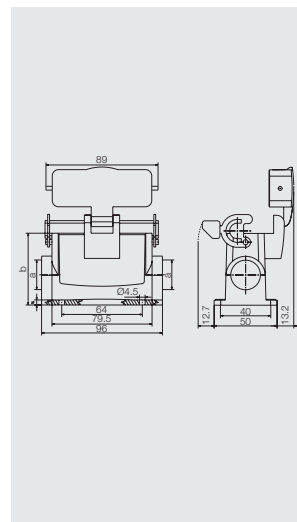
| Version | Cover | b (mm) | Designation | Order No. |
|---------|------------|--------|--------------|------------|
| | with cover | 44.5 | HDC 16A ADLU | 1664940000 |
| | | 25 | HDC 16A ALU | 1664920000 |



Base housing



| a | Version | Cover | b (mm) | Designation | Order No. |
|-------|----------------|------------|--------|--------------------|------------|
| M 20 | with thread | | 57 | HDC 16A SLU 2M20G | 1788770000 |
| M 20 | with thread | with cover | 76.5 | HDC 16A SDLU 2M20G | 1788790000 |
| M 25 | with thread | | 57 | HDC 16A SLU 2M25G | 1788760000 |
| M 25 | with thread | with cover | 76.5 | HDC 16A SDLU 2M25G | 1788780000 |
| PG 16 | with thread | | 57 | HDC 16A SLU 2PG16G | 1665070000 |
| PG 16 | with cable gl. | with cover | 76.5 | HDC 16A SDLU 2PG17 | 1665300000 |
| PG 21 | with thread | | 57 | HDC 16A SLU 1PG21G | 1665090000 |

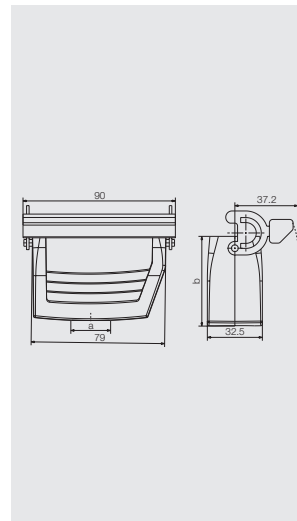


D

Coupling hood



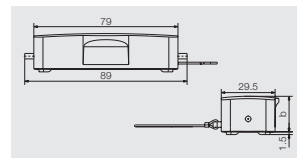
| a | Version | Cover | b (mm) | Designation | Order No. |
|-------|-------------|-------|--------|--------------------|------------|
| M 25 | with thread | | 53 | HDC 16A KLU 1M25G | 1788800000 |
| PG 16 | with thread | | 53 | HDC 16A KLU 1PG16G | 1665450000 |



Cover



| Version | Designation | Order No. |
|-----------|------------------|------------|
| for bases | HDC 16A DMDL 2BO | 1665910000 |



RockStar® Housings IP65 / NEMA 4X

Side locking, lower side

Size 6

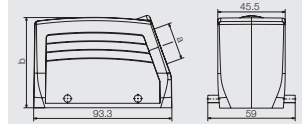
Hood



Hood, Cable Entry sideways



| a | Version | Cover | b (mm) | Designation | Order No. |
|-------|-------------|-------|--------|----------------------|------------|
| M 25 | with thread | | 61 | HDC 16B TSBU 1M25G | 1788180000 |
| M 25 | with thread | | 76 | HDC 40D TSBU 1M25G | 1787010000 |
| M 32 | with thread | | 76 | HDC 40D TSBU 1M32G | 1787000000 |
| M 40 | with thread | | 60 | HDC HB16 TSVU 1xM40G | 1809620000 |
| PG 21 | with thread | | 61 | HDC 16B TSBU 1PG21G | 1656480000 |
| PG 21 | with thread | | 76 | HDC 40D TSBU 1PG21G | 1656520000 |
| PG 29 | with thread | | 76 | HDC 40D TSBU 1PG29G | 1656540000 |

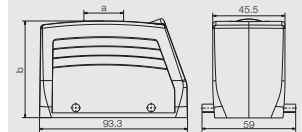


D

Hood, Cable Entry at top



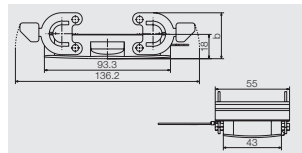
| a | Version | Cover | b (mm) | Designation | Order No. |
|-------|-------------|-------|--------|---------------------|------------|
| M 25 | with thread | | 61 | HDC 16B TOBU 1M25G | 1788210000 |
| M 25 | with thread | | 76 | HDC 40D TOBU 1M25G | 1787070000 |
| M 32 | with thread | | 76 | HDC 40D TOBU 1M32G | 1787060000 |
| PG 21 | with thread | | 61 | HDC 16B TOBU 1PG21G | 1656590000 |
| PG 21 | with thread | | 76 | HDC 40D TOBU 1PG21G | 1656630000 |
| PG 29 | with thread | | 76 | HDC 40D TOBU 1PG29G | 1656650000 |



Cover



| Version | Designation | Order No. |
|-----------|------------------|------------|
| for hoods | HDC 16B DMDQ 2QB | 1665270000 |



Side locking, lower side

Size 6

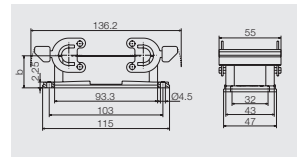
Base



Bulkhead housing



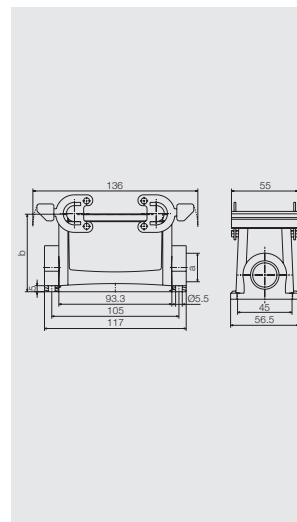
| Version | Cover | b (mm) | Designation | Order No. |
|---------|-------|--------|-------------|------------|
| | | 29 | HDC 16B ABU | 1208600000 |



Base housing



| a | Version | Cover | b (mm) | Designation | Order No. |
|-------|-------------|-------|--------|--------------------|------------|
| M 25 | with thread | 64 | 64 | HDC 16B SBU 1M25G | 1899980000 |
| M 25 | with thread | 84 | 84 | HDC 40D SBU 1M25G | 1902970000 |
| M 25 | with thread | 64 | 64 | HDC 16B SBU 2M25G | 1788240000 |
| M 25 | with thread | 84 | 84 | HDC 40D SBU 2M25G | 1787120000 |
| M 32 | with thread | 84 | 84 | HDC 40D SBU 1M32G | 1902990000 |
| M 32 | with thread | 84 | 84 | HDC 40D SBU 2M32G | 1787110000 |
| PG 21 | with thread | 64 | 64 | HDC 16B SBU 1PG21G | 1656720000 |
| PG 21 | with thread | 64 | 64 | HDC 16B SBU 2PG21G | 1656730000 |
| PG 21 | with thread | 84 | 84 | HDC 40D SBU 2PG21G | 1656810000 |
| PG 29 | with thread | 84 | 84 | HDC 40D SBU 1PG29G | 1656830000 |
| PG 29 | with thread | 84 | 84 | HDC 40D SBU 2PG29G | 1656840000 |

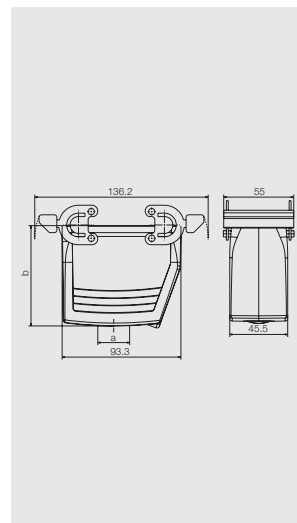


D

Coupling hood



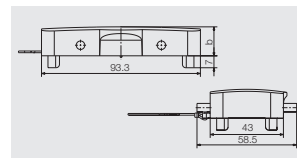
| a | Version | Cover | b (mm) | Designation | Order No. |
|-------|-------------|-------|--------|--------------------|------------|
| M 25 | with thread | 79 | 79 | HDC 40D KBU 1M25G | 1787200000 |
| M 32 | with thread | 79 | 79 | HDC 40D KBU 1M32G | 1787190000 |
| PG 21 | with thread | 64 | 64 | HDC 16B KBU 1PG21G | 1657270000 |
| PG 21 | with thread | 79 | 79 | HDC 40D KBU 1PG21G | 1657310000 |



Cover



| Version | Designation | Order No. |
|-----------|------------------|------------|
| for bases | HDC 16B DODQ 4B0 | 1665260000 |



RockStar® Housings IP65 / NEMA 4X

End locking, lower side

Size 6

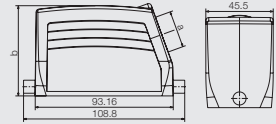
Hood



Hood, Cable Entry sideways



| a | Version | Cover | b (mm) | Designation | Order No. |
|-------|-------------|-------|---------------------|-------------------|-----------|
| M 25 | with thread | 61 | HDC 16B TSLU 1M25G | 1788200000 | |
| M 25 | with thread | 76 | HDC 40D TSLU 1M25G | 1787050000 | |
| M 32 | with thread | 61 | HDC 16B TSLU 1M32G | 1804640000 | |
| M 32 | with thread | 76 | HDC 40D TSLU 1M32G | 1787040000 | |
| M 40 | with thread | 76 | HDC 40D TSLU 1M40G | 1804650000 | |
| PG 21 | with thread | 61 | HDC 16B TSLU 1PG21G | 1657850000 | |
| PG 21 | with thread | 76 | HDC 40D TSLU 1PG21G | 1657890000 | |
| PG 29 | with thread | 76 | HDC 40D TSLU 1PG29G | 1657910000 | |

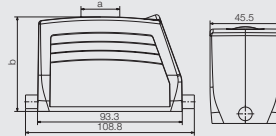


D

Hood, Cable Entry at top



| a | Version | Cover | b (mm) | Designation | Order No. |
|-------|-------------|-------|---------------------|-------------------|-----------|
| M 25 | with thread | 61 | HDC 16B TOLU 1M25G | 1788230000 | |
| M 32 | with thread | 61 | HDC 16B TOLU 1M32G | 1804630000 | |
| M 32 | with thread | 76 | HDC 40D TOLU 1M32G | 1787100000 | |
| PG 21 | with thread | 61 | HDC 16B TOLU 1PG21G | 1657960000 | |
| PG 29 | with thread | 76 | HDC 40D TOLU 1PG29G | 1658020000 | |



End locking, lower side

Size 6

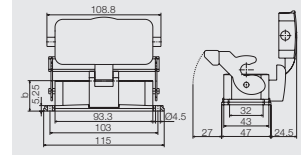
Base



Bulkhead housing



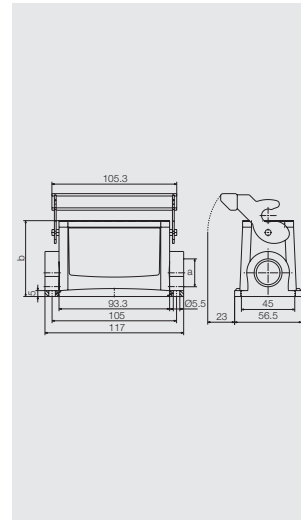
| Version | Cover | b (mm) | Designation | Order No. |
|---------|------------|--------|--------------|------------|
| | with cover | 47 | HDC 16B ADLU | 1210100000 |
| | | 29 | HDC 16B ALU | 1209700000 |



Base housing



| a | Version | Cover | b (mm) | Designation | Order No. |
|-------|-------------|------------|--------|---------------------|------------|
| M 25 | with thread | | 64 | HDC 16B SLU 1M25G | 1900170000 |
| M 25 | with thread | with cover | 102 | HDC 40D SDLU 1M25G | 1903070000 |
| M 25 | with thread | | 64 | HDC 16B SLU 2M25G | 1788250000 |
| M 25 | with thread | with cover | 82 | HDC 16B SDLU 2M25G | 1788270000 |
| M 25 | with thread | with cover | 102 | HDC 40D SDLU 2M25G | 1787180000 |
| M 32 | with thread | | 84 | HDC 40D SLU 1M32G | 1903110000 |
| M 32 | with thread | with cover | 102 | HDC 40D SDLU 1M32G | 1903080000 |
| M 32 | with thread | | 84 | HDC 40D SLU 2M32G | 1804660000 |
| M 32 | with thread | with cover | 102 | HDC 40D SDLU 2M32G | 1787170000 |
| PG 21 | with thread | | 64 | HDC 16B SLU 1PG21G | 1658110000 |
| PG 21 | with thread | with cover | 82 | HDC 16B SDLU 1PG21G | 1658320000 |
| PG 21 | with thread | | 64 | HDC 16B SLU 2PG21G | 1658120000 |
| PG 21 | with thread | with cover | 82 | HDC 16B SDLU 2PG21G | 1658330000 |
| PG 29 | with thread | with cover | 102 | HDC 40D SDLU 1PG29G | 1658410000 |

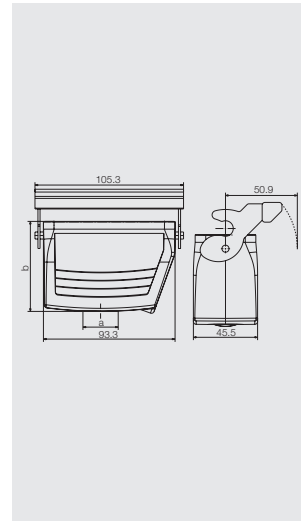


D

Coupling hood



| a | Version | Cover | b (mm) | Designation | Order No. |
|------|-------------|-------|--------|-------------------|------------|
| M 25 | with thread | | 64 | HDC 16B KLU 1M25G | 1788290000 |
| M 25 | with thread | | 79 | HDC 40D KLU 1M25G | 1787220000 |



RockStar® Housings IP65 / NEMA 4X

Side locking, upper side

Size 6

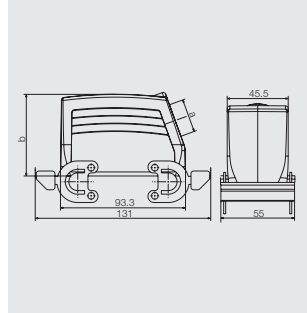
Hood



Hood, Cable Entry sideways



| a | Version | Cover | b (mm) | Designation | Order No. |
|-------|-------------|-------|--------|---------------------|------------|
| M 25 | with thread | | 61 | HDC 16B TSBO 1M25G | 1788190000 |
| M 25 | with thread | | 76 | HDC 40D TSBO 1M25G | 1787030000 |
| M 32 | with thread | | 76 | HDC 40D TSBO 1M32G | 1787020000 |
| PG 21 | with thread | | 61 | HDC 16B TSBO 1PG21G | 1657380000 |
| PG 21 | with thread | | 76 | HDC 40D TSBO 1PG21G | 1657420000 |

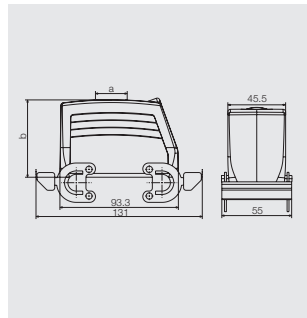


D

Hood, Cable Entry at top



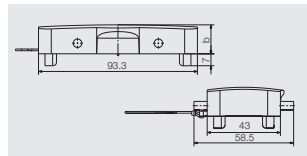
| a | Version | Cover | b (mm) | Designation | Order No. |
|-------|-------------|-------|--------|---------------------|------------|
| M 25 | with thread | | 61 | HDC 16B TOBO 1M25G | 1788220000 |
| PG 21 | with thread | | 61 | HDC 16B TOBO 1PG21G | 1657490000 |
| PG 29 | with thread | | 76 | HDC 40D TOBO 1PG29G | 1657550000 |



Cover



| Version | Designation | Order No. |
|-----------|------------------|------------|
| for hoods | HDC 16B DMDQ 4B0 | 1665620000 |



Side locking, upper side

Size 6

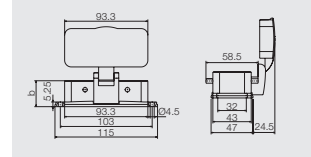
Base



Bulkhead housing



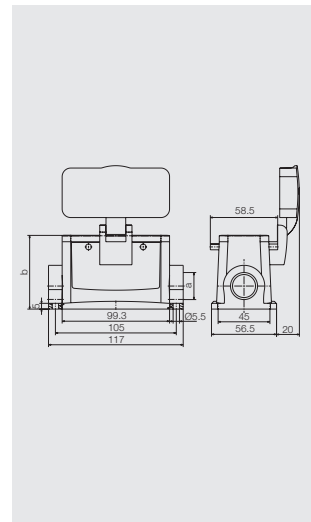
| Version | Cover | b (mm) | Designation | Order No. |
|---------|------------|--------|--------------|------------|
| | with cover | 47 | HDC 16B ADBO | 1209200000 |



Base housing



| a | Version | Cover | b (mm) | Designation | Order No. |
|-------|-------------|------------|--------|---------------------|------------|
| M 25 | with thread | with cover | 82 | HDC 16B SDBO 1M25G | 1900080000 |
| M 25 | with thread | with cover | 82 | HDC 16B SDBO 2M25G | 1788260000 |
| PG 21 | with thread | with cover | 82 | HDC 16B SDBO 2PG21G | 1657640000 |



D

RockStar® Housings IP65 / NEMA 4X

Side locking, lower side

Size 7

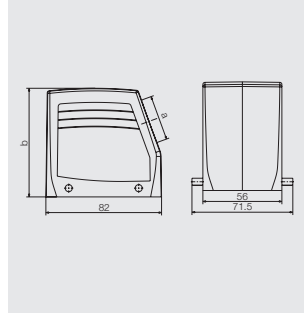
Hood



Hood, Cable Entry sideways



| a | Version | Cover | b (mm) | Designation | Order No. |
|-------|-------------|-------|---------------------|-------------------|-----------|
| M 25 | with thread | 75 | HDC 32A TSBU 1M25G | 1787960000 | |
| M 32 | with thread | 75 | HDC 32A TSBU 1M32G | 1787950000 | |
| PG 21 | with thread | 75 | HDC 32A TSBU 1PG21G | 1665670000 | |
| PG 29 | with thread | 75 | HDC 32A TSBU 1PG29G | 1665690000 | |

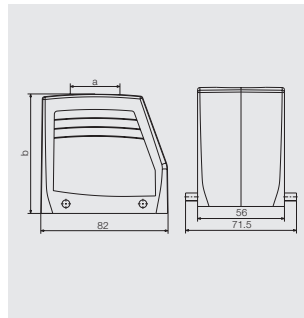


D

Hood, Cable Entry at top



| a | Version | Cover | b (mm) | Designation | Order No. |
|-------|-------------|-------|---------------------|-------------------|-----------|
| M 32 | with thread | 75 | HDC 32A TOBU 1M32G | 1787990000 | |
| PG 21 | with thread | 75 | HDC 32A TOBU 1PG21G | 1665790000 | |
| PG 29 | with thread | 75 | HDC 32A TOBU 1PG29G | 1665810000 | |



Side locking, lower side

Size 7

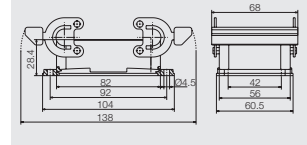
Base



Bulkhead housing



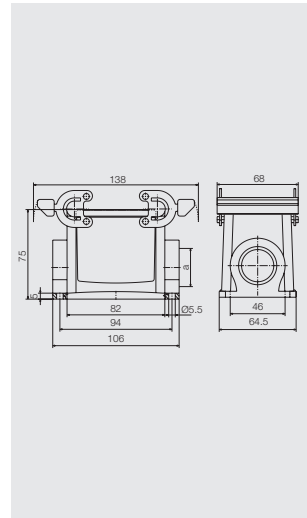
| Version | Cover | b (mm) | Designation | Order No. |
|---------|-------|--------|-------------|------------|
| | 25 | 75 | HDC 32A ABU | 1665860000 |



Base housing



| a | Version | Cover | b (mm) | Designation | Order No. |
|-------|-------------|-------|--------|--------------------|------------|
| M 25 | with thread | 75 | 75 | HDC 32A SBU 1M25G | 1903870000 |
| M 25 | with thread | 75 | 75 | HDC 32A SBU 2M25G | 1788040000 |
| PG 21 | with thread | 75 | 75 | HDC 32A SBU 2PG21G | 1665980000 |
| PG 29 | with thread | 75 | 75 | HDC 32A SBU 1PG29G | 1666010000 |

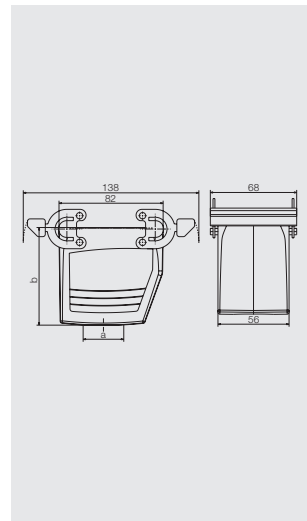


D

Coupling hood



| a | Version | Cover | b (mm) | Designation | Order No. |
|------|-------------|-------|--------|-------------------|------------|
| M 25 | with thread | 76.5 | 76.5 | HDC 32A KBU 1M25G | 1788080000 |
| M 32 | with thread | 76.5 | 76.5 | HDC 32A KBU 1M32G | 1788070000 |



RockStar® Housings IP65 / NEMA 4X

Side locking, upper side

Size 7

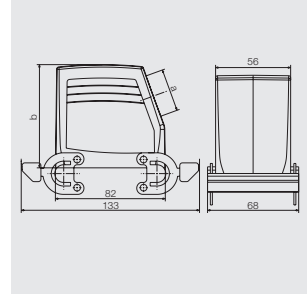
Hood



Hood, Cable Entry sideways



| a | Version | Cover | b (mm) | Designation | Order No. |
|-------|-------------|-------|--------|---------------------|------------|
| M 25 | with thread | | 75 | HDC 32A TSBO 1M25G | 1787980000 |
| M 32 | with thread | | 75 | HDC 32A TSBO 1M32G | 1787970000 |
| PG 29 | with thread | | 75 | HDC 32A TSBO 1PG29G | 1666270000 |

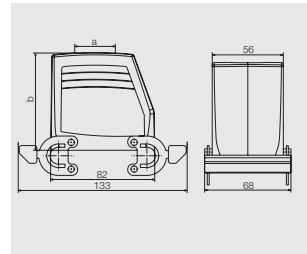


D

Hood, Cable Entry at top



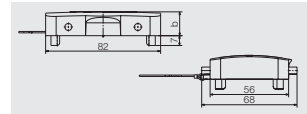
| a | Version | Cover | b (mm) | Designation | Order No. |
|------|-------------|-------|--------|--------------------|------------|
| M 32 | with thread | | 77 | HDC 32A TOBO 1M32G | 1788010000 |



Cover



| Version | Designation | Order No. |
|-----------|------------------|------------|
| for hoods | HDC 32A DODQ 4B0 | 1665920000 |

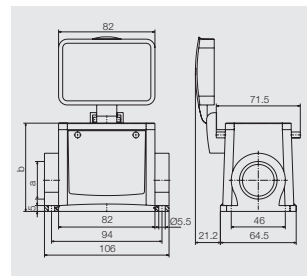


Base

Base housing




| a | Version | Cover | b (mm) | Designation | Order No. |
|-------|-------------|------------|--------|---------------------|------------|
| M 25 | with thread | with cover | 97 | HDC 32A SDBO 1M25G | 1903900000 |
| M 25 | with thread | with cover | 97 | HDC 32A SDBO 2M25G | 1788060000 |
| M 32 | with thread | with cover | 97 | HDC 32A SDBO 1M32G | 1903910000 |
| M 32 | with thread | with cover | 97 | HDC 32A SDBO 2M32G | 1788050000 |
| PG 21 | with thread | with cover | 97 | HDC 32A SDBO 1PG21G | 1666550000 |
| PG 29 | with thread | with cover | 97 | HDC 32A SDBO 1PG29G | 1666590000 |



Cover



| Version | Designation | Order No. |
|-----------|------------------|------------|
| for bases | HDC 32A DMDQ 2QB | 1665930000 |



RockStar® Housings IP65 / NEMA 4X

Side locking, lower side

Size 8

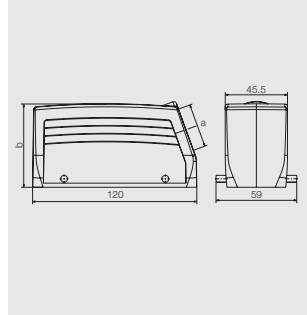
Hood



Hood, Cable Entry sideways



| a | Version | Cover | b (mm) | Designation | Order No. |
|-------|-------------|-------|---------------------|-------------------|-----------|
| M 25 | with thread | 61 | HDC 24B TSBU 1M25G | 1787760000 | |
| M 25 | with thread | 76 | HDC 64D TSBU 1M25G | 1786780000 | |
| M 32 | with thread | 61 | HDC 24B TSBU 1M32G | 1787750000 | |
| M 32 | with thread | 76 | HDC 64D TSBU 1M32G | 1786770000 | |
| M 40 | with thread | 61 | HDC 24B TSBU 1M40G | 1902480000 | |
| PG 21 | with thread | 61 | HDC 24B TSBU 1PG21G | 1661230000 | |
| PG 21 | with thread | 76 | HDC 64D TSBU 1PG21G | 1661300000 | |
| PG 29 | with thread | 61 | HDC 24B TSBU 1PG29G | 1661240000 | |
| PG 29 | with thread | 76 | HDC 64D TSBU 1PG29G | 1661320000 | |

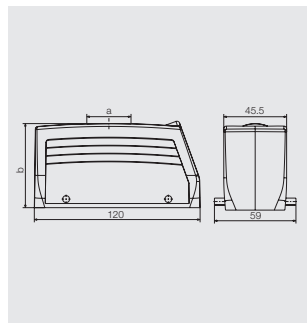


D

Hood, Cable Entry at top



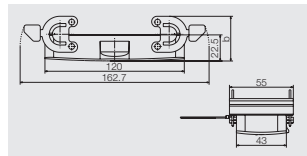
| a | Version | Cover | b (mm) | Designation | Order No. |
|-------|-------------|-------|---------------------|-------------------|-----------|
| M 25 | with thread | 61 | HDC 24B TOBU 1M25G | 1787820000 | |
| M 32 | with thread | 61 | HDC 24B TOBU 1M32G | 1787810000 | |
| M 32 | with thread | 76 | HDC 64D TOBU 1M32G | 1786830000 | |
| M 40 | with thread | 61 | HDC 24B TOBU 1M40G | 1902980000 | |
| PG 21 | with thread | 61 | HDC 24B TOBU 1PG21G | 1661370000 | |
| PG 21 | with thread | 76 | HDC 64D TOBU 1PG21G | 1661440000 | |
| PG 29 | with thread | 61 | HDC 24B TOBU 1PG29G | 1661380000 | |
| PG 29 | with thread | 76 | HDC 64D TOBU 1PG29G | 1661460000 | |



Cover



| Version | Designation | Order No. |
|-----------|------------------|-------------------|
| for hoods | HDC 24B DMDQ 2QB | 1665640000 |



Side locking, lower side

Size 8

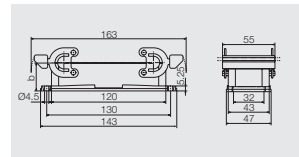
Base



Bulkhead housing



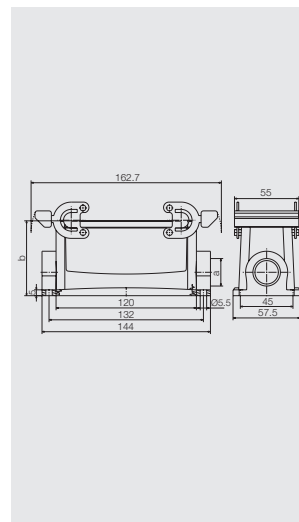
| Version | Cover | b (mm) | Designation | Order No. |
|---------|-------|--------|-------------|------------|
| | | 29.3 | HDC 24B ABU | 1212400000 |



Base housing



| a | Version | Cover | b (mm) | Designation | Order No. |
|-------|-------------|-------|--------|--------------------|------------|
| M 25 | with thread | 64 | 84 | HDC 24B SBU 1M25G | 1901150000 |
| M 25 | with thread | 64 | 84 | HDC 64D SBU 1M25G | 1904340000 |
| M 25 | with thread | 64 | 84 | HDC 24B SBU 2M25G | 1787870000 |
| M 25 | with thread | 64 | 84 | HDC 64D SBU 2M25G | 1786890000 |
| M 32 | with thread | 64 | 84 | HDC 64D SBU 1M32G | 1904350000 |
| M 32 | with thread | 64 | 84 | HDC 64D SBU 2M32G | 1786880000 |
| PG 21 | with thread | 64 | 84 | HDC 24B SBU 1PG21G | 1661510000 |
| PG 21 | with thread | 64 | 84 | HDC 24B SBU 2PG21G | 1661520000 |
| PG 21 | with thread | 64 | 84 | HDC 64D SBU 2PG21G | 1661590000 |
| PG 29 | with thread | 64 | 84 | HDC 64D SBU 2PG29G | 1661630000 |

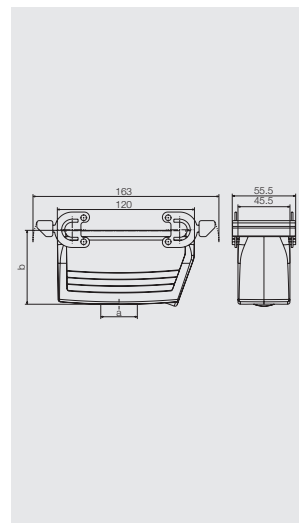


D

Coupling hood



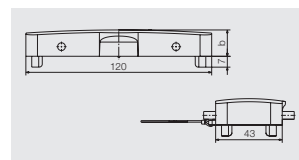
| a | Version | Cover | b (mm) | Designation | Order No. |
|-------|-------------|-------|--------|--------------------|------------|
| M 25 | with thread | 65 | 79 | HDC 24B KBU 1M25G | 1787920000 |
| M 32 | with thread | 65 | 79 | HDC 64D KBU 1M32G | 1786960000 |
| PG 21 | with thread | 65 | 79 | HDC 24B KBU 1PG21G | 1661720000 |
| PG 29 | with thread | 65 | 79 | HDC 24B KBU 1PG29G | 1661730000 |
| PG 29 | with thread | 65 | 79 | HDC 64D KBU 1PG29G | 1661810000 |



Cover



| Version | Designation | Order No. |
|-----------|------------------|------------|
| for bases | HDC 24B DODQ 4B0 | 1665630000 |



RockStar® Housings IP65 / NEMA 4X

End locking, lower side

Size 8

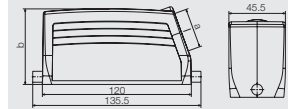
Hood



Hood, Cable Entry sideways



| a | Version | Cover | b (mm) | Designation | Order No. |
|-------|-------------|-------|---------------------|-------------------|-----------|
| M 25 | with thread | 61 | HDC 24B TSLU 1M25G | 1787800000 | |
| M 32 | with thread | 61 | HDC 24B TSLU 1M32G | 1787790000 | |
| M 32 | with thread | 76 | HDC 64D TSLU 1M32G | 1786810000 | |
| M 40 | with thread | 76 | HDC 64D TSLU 1M40G | 1804610000 | |
| PG 21 | with thread | 61 | HDC 24B TSLU 1PG21G | 1662390000 | |
| PG 21 | with thread | 76 | HDC 64D TSLU 1PG21G | 1662470000 | |
| PG 29 | with thread | 61 | HDC 24B TSLU 1PG29G | 1662410000 | |
| PG 29 | with thread | 76 | HDC 64D TSLU 1PG29G | 1662490000 | |

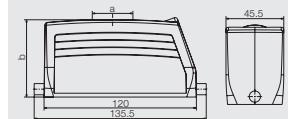


D

Hood, Cable Entry at top



| a | Version | Cover | b (mm) | Designation | Order No. |
|-------|-------------|-------|---------------------|-------------------|-----------|
| M 25 | with thread | 61 | HDC 24B TOLU 1M25G | 1787860000 | |
| M 25 | with thread | 76 | HDC 64D TOLU 1M25G | 1786870000 | |
| M 32 | with thread | 61 | HDC 24B TOLU 1M32G | 1787850000 | |
| M 32 | with thread | 76 | HDC 64D TOLU 1M32G | 1786860000 | |
| PG 21 | with thread | 61 | HDC 24B TOLU 1PG21G | 1662540000 | |
| PG 21 | with thread | 76 | HDC 64D TOLU 1PG21G | 1662610000 | |
| PG 29 | with thread | 61 | HDC 24B TOLU 1PG29G | 1662550000 | |
| PG 29 | with thread | 76 | HDC 64D TOLU 1PG29G | 1662630000 | |



End locking, lower side

Size 8

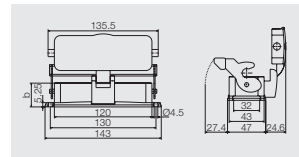
Base



Bulkhead housing



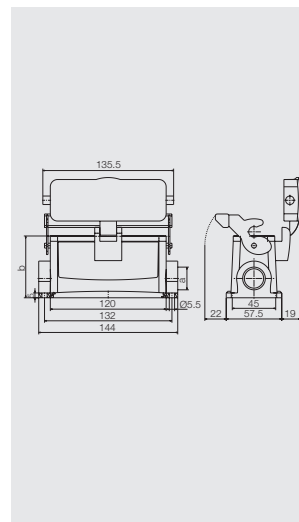
| Version | Cover | b (mm) | Designation | Order No. |
|---------|------------|--------|--------------|-------------------|
| | with cover | 51.3 | HDC 24B ADLU | 1214300000 |
| | | 29.3 | HDC 24B ALU | 1213900000 |



Base housing



| a | Version | Cover | b (mm) | Designation | Order No. |
|-------|-------------|------------|--------|---------------------|-------------------|
| M 25 | with thread | | 64 | HDC 24B SLU 1M25G | 1901560000 |
| M 25 | with thread | with cover | 86 | HDC 24B SDLU 1M25G | 1901480000 |
| M 25 | with thread | | 84 | HDC 64D SLU 1M25G | 1904480000 |
| M 25 | with thread | with cover | 106 | HDC 64D SDLU 1M25G | 1904430000 |
| M 25 | with thread | | 64 | HDC 24B SLU 2M25G | 1787880000 |
| M 25 | with thread | with cover | 86 | HDC 24B SDLU 2M25G | 1787900000 |
| M 25 | with thread | | 84 | HDC 64D SLU 2M25G | 1786910000 |
| M 25 | with thread | with cover | 106 | HDC 64D SDLU 2M25G | 1786950000 |
| M 32 | with thread | | 84 | HDC 64D SLU 1M32G | 1904490000 |
| M 32 | with thread | with cover | 106 | HDC 64D SDLU 1M32G | 1904440000 |
| M 32 | with thread | | 84 | HDC 64D SLU 2M32G | 1786900000 |
| M 32 | with thread | with cover | 106 | HDC 64D SDLU 2M32G | 1786940000 |
| PG 21 | with thread | | 64 | HDC 24B SLU 2PG21G | 1662720000 |
| PG 21 | with thread | with cover | 86 | HDC 24B SDLU 2PG21G | 1214500000 |
| PG 29 | with thread | with cover | 106 | HDC 64D SDLU 2PG29G | 1663040000 |



D

RockStar® Housings IP65 / NEMA 4X

Side locking, upper side

Size 8

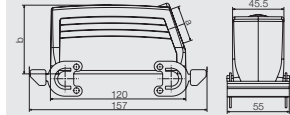
Hood



Hood, Cable Entry sideways



| a | Version | Cover | b (mm) | Designation | Order No. |
|-------|-------------|-------|--------|---------------------|------------|
| M 25 | with thread | | 61 | HDC 24B TSBO 1M25G | 1787780000 |
| M 25 | with thread | | 76 | HDC 64D TSBO 1M25G | 1786800000 |
| M 32 | with thread | | 61 | HDC 24B TSBO 1M32G | 1787770000 |
| M 32 | with thread | | 76 | HDC 64D TSBO 1M32G | 1786790000 |
| PG 21 | with thread | | 61 | HDC 24B TSBO 1PG21G | 1661860000 |
| PG 21 | with thread | | 76 | HDC 64D TSBO 1PG21G | 1661940000 |
| PG 29 | with thread | | 61 | HDC 24B TSBO 1PG29G | 1661880000 |
| PG 29 | with thread | | 76 | HDC 64D TSBO 1PG29G | 1661960000 |

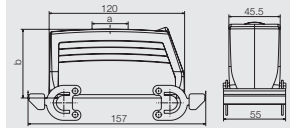


D

Hood, Cable Entry at top



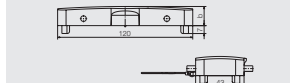
| a | Version | Cover | b (mm) | Designation | Order No. |
|-------|-------------|-------|--------|---------------------|------------|
| M 32 | with thread | | 61 | HDC 24B TOBO 1M32G | 1787830000 |
| PG 21 | with thread | | 76 | HDC 64D TOBO 1PG21G | 1662080000 |
| PG 29 | with thread | | 61 | HDC 24B TOBO 1PG29G | 1662020000 |
| PG 29 | with thread | | 76 | HDC 64D TOBO 1PG29G | 1662100000 |



Cover



| Version | Designation | Order No. |
|-----------|------------------|------------|
| for hoods | HDC 24B DMDQ 4BO | 1665650000 |

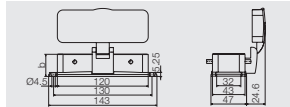


Base

Bulkhead housing



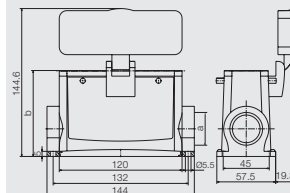
| Version | Cover | b (mm) | Designation | Order No. |
|---------|------------|--------|--------------|------------|
| | with cover | 51.3 | HDC 24B ADBO | 1213300000 |



Base housing



| a | Version | Cover | b (mm) | Designation | Order No. |
|-------|-------------|------------|--------|---------------------|------------|
| M 32 | with thread | with cover | 106 | HDC 64D SDBO 1M32G | 1904400000 |
| M 32 | with thread | with cover | 106 | HDC 64D SDBO 2M32G | 1786920000 |
| PG 21 | with thread | with cover | 86 | HDC 24B SDBO 2PG21G | 1662180000 |
| PG 29 | with thread | with cover | 106 | HDC 64D SDBO 1PG29G | 1662280000 |



RockStar® Housings IP65 / NEMA 4X

End locking, lower side

Size 9

Hood



Hood, Cable Entry sideways



| a | Version | Cover | b (mm) | Designation | Order No. |
|-------|-------------|-------|--------|---------------------|-------------------|
| M 32 | with thread | | 79 | HDC 48A TSLU 1M32G | 1788550000 |
| PG 29 | with thread | | 79 | HDC 48A TSLU 1PG29G | 1666710000 |



D

Hood, Cable Entry at top



| a | Version | Cover | b (mm) | Designation | Order No. |
|-------|-------------|-------|--------|---------------------|-------------------|
| M 32 | with thread | | 79 | HDC 48A TOLU 1M32G | 1788560000 |
| PG 29 | with thread | | 79 | HDC 48A TOLU 1PG29G | 1666730000 |



End locking, lower side

Size 9

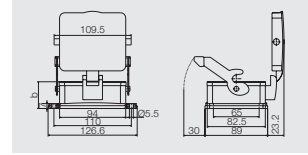
Base



Bulkhead housing



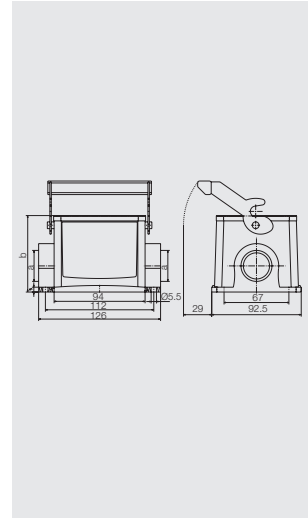
| Version | Cover | b (mm) | Designation | Order No. |
|---------|------------|--------|--------------|-------------------|
| | with cover | 53 | HDC 48A ADLU | 1666750000 |
| | | 36 | HDC 48A ALU | 1666740000 |



Base housing



| a | Version | Cover | b (mm) | Designation | Order No. |
|-------|-------------|------------|--------|---------------------|-------------------|
| M 32 | with thread | | 79 | HDC 48A SLU 2M32G | 1788570000 |
| PG 29 | with thread | | 79 | HDC 48A SLU 1PG29G | 1666770000 |
| PG 29 | with thread | with cover | 96 | HDC 48A SDLU 1PG29G | 1666810000 |



D

RockStar® Housings IP65 / NEMA 4X

Side locking, lower side

Size 10

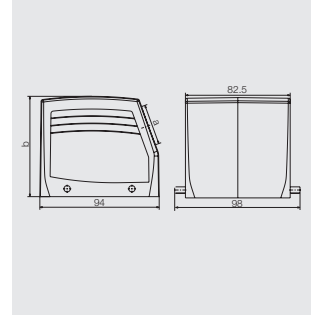
Hood



Hood, Cable Entry sideways



| a | Version | Cover | b (mm) | Designation | Order No. |
|-------|-------------|-------|--------|---------------------|------------|
| M 32 | with thread | | 79 | HDC 32B TSBU 1M32G | 1788400000 |
| PG 29 | with thread | | 79 | HDC 32B TSBU 1PG29G | 1666840000 |

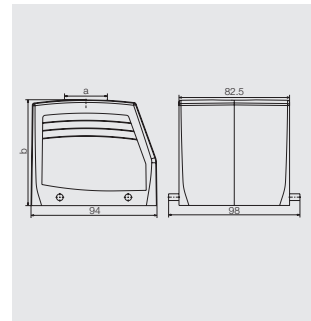


D

Hood, Cable Entry at top



| a | Version | Cover | b (mm) | Designation | Order No. |
|-------|------------------|-------|--------|---------------------|------------|
| M 32 | with thread | | 79 | HDC 32B TOBU 1M32G | 1788430000 |
| PG 29 | with thread | | 79 | HDC 32B TOBU 1PG29G | 1666870000 |
| PG 29 | with cable gland | | 79 | HDC 32B TOBU 1PG29V | 1217300000 |



Side locking, lower side

Size 10

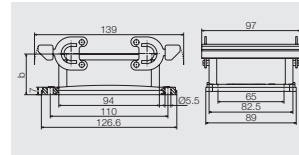
Base



Bulkhead housing



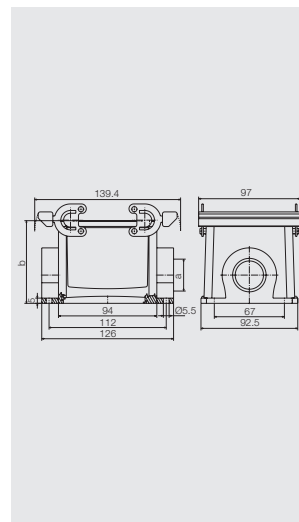
| Version | Cover | b (mm) | Designation | Order No. |
|---------|-------|--------|-------------|------------|
| | | 38 | HDC 32B ABU | 1217800000 |



Base housing



| a | Version | Cover | b (mm) | Designation | Order No. |
|-------|-------------|-------|--------|--------------------|------------|
| M 32 | with thread | | 79 | HDC 32B SBU 1M32G | 1902600000 |
| M 32 | with thread | | 79 | HDC 32B SBU 2M32G | 1788460000 |
| PG 29 | with thread | | 79 | HDC 32B SBU 2PG29G | 1666920000 |
| PG 36 | with thread | | 79 | HDC 32B SBU 1PG36G | 1902610000 |
| PG 36 | with thread | | 79 | HDC 32B SBU 2PG36G | 1902640000 |

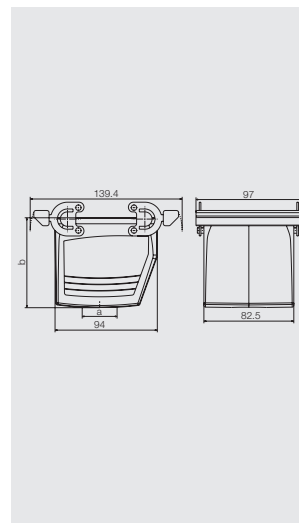


D

Coupling hood



| a | Version | Cover | b (mm) | Designation | Order No. |
|-------|-------------|-------|--------|--------------------|------------|
| M 40 | with thread | | 83 | HDC 32B KBU 1M40G | 1902730000 |
| PG 29 | with thread | | 83 | HDC 32B KBU 1PG29G | 1902740000 |
| PG 29 | with thread | | 83 | HDC 32B KBU 1PG36G | 1902750000 |



RockStar® Housings IP65 / NEMA 4X

End locking, lower side

Size 10

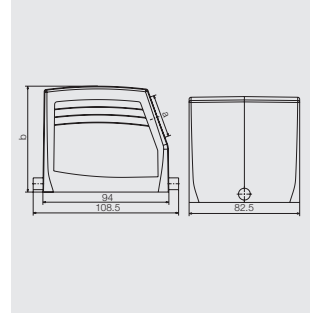
Hood



Hood, Cable Entry sideways



| a | Version | Cover | b (mm) | Designation | Order No. |
|-------|------------------|-------|--------|---------------------|------------|
| M 32 | with thread | | 79 | HDC 32B TSLU 1M32G | 1788420000 |
| PG 29 | with thread | | 79 | HDC 32B TSLU 1PG29G | 1667120000 |
| PG 29 | with cable gland | | 79 | HDC 32B TSLU 1PG29V | 1219300000 |

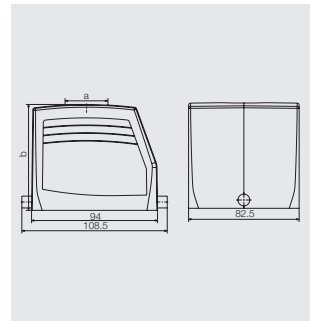


D

Hood, Cable Entry at top



| a | Version | Cover | b (mm) | Designation | Order No. |
|------|-------------|-------|--------|--------------------|------------|
| M 32 | with thread | | 79 | HDC 32B TOLU 1M32G | 1788450000 |



End locking, lower side

Size 10

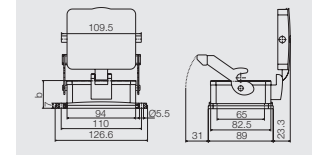
Base



Bulkhead housing



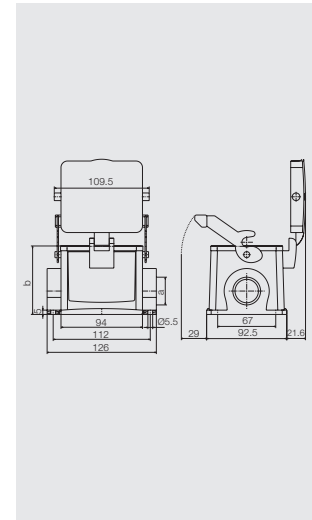
| Version | Cover | b (mm) | Designation | Order No. |
|---------|------------|--------|--------------|------------|
| | with cover | 55 | HDC 32B ADLU | 1219800000 |
| | | 38 | HDC 32B ALU | 1219500000 |



Base housing



| a | Version | Cover | b (mm) | Designation | Order No. |
|------|-------------|------------|--------|--------------------|------------|
| M 32 | with thread | | 79 | HDC 32B SLU 1M32G | 1902670000 |
| M 32 | with thread | with cover | 96 | HDC 32B SDLU 1M32G | 1902650000 |
| M 32 | with thread | | 79 | HDC 32B SLU 2M32G | 1788470000 |
| M 32 | with thread | with cover | 96 | HDC 32B SDLU 2M32G | 1788490000 |

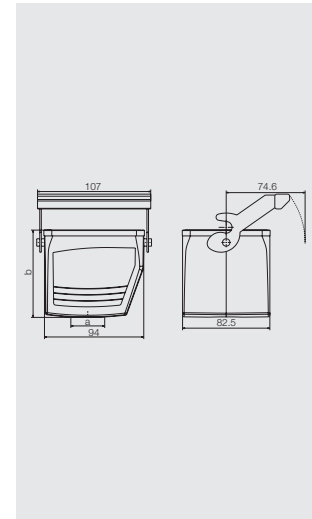


D

Coupling hood



| a | Version | Cover | b (mm) | Designation | Order No. |
|------|-------------|-------|--------|-------------------|------------|
| M 32 | with thread | | 83 | HDC 32B KLU 1M32G | 1788500000 |



RockStar® Housings IP65 / NEMA 4X

Side locking, upper side

Size 10

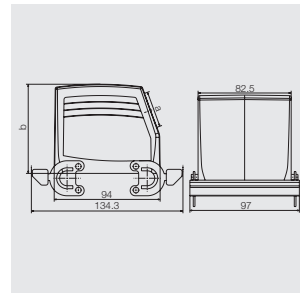
Hood



Hood, Cable Entry sideways



| a | Version | Cover | b (mm) | Designation | Order No. |
|------|-------------|-------|--------|--------------------|------------|
| M 32 | with thread | | 79 | HDC 32B TSBO 1M32G | 1788410000 |



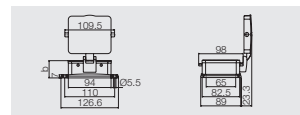
D

Base

Bulkhead housing



| Version | Cover | b (mm) | Designation | Order No. |
|---------|------------|--------|--------------|------------|
| | with cover | 55 | HDC 32B ADBO | 1218800000 |



End locking, lower side

Size 12

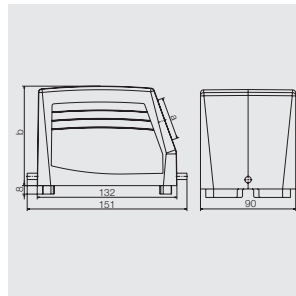
Hood



Hood, Cable Entry sideways



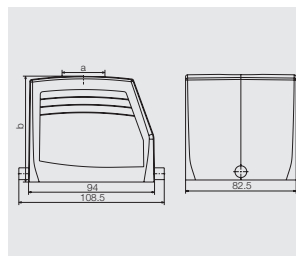
| a | Version | Cover | b (mm) | Designation | Order No. |
|-------|-------------|-------|--------|---------------------|------------|
| M 32 | with thread | | 94 | HDC 48B TSLU 1M32G | 1788320000 |
| M 40 | with thread | | 94 | HDC 48B TSLU 1M40G | 1788310000 |
| M 50 | with thread | | 94 | HDC 48B TSLU 1M50G | 1788300000 |
| PG 29 | with thread | | 94 | HDC 48B TSLU 1PG29G | 1650850000 |
| PG 36 | with thread | | 94 | HDC 48B TSLU 1PG36G | 1650860000 |
| PG 42 | with thread | | 94 | HDC 48B TSLU 1PG42G | 1670470000 |



Hood, Cable Entry at top



| a | Version | Cover | b (mm) | Designation | Order No. |
|-------|-------------|-------|--------|---------------------|------------|
| M 32 | with thread | | 94 | HDC 48B TOLU 1M32G | 1788350000 |
| M 50 | with thread | | 94 | HDC 48B TOLU 1M50G | 1788330000 |
| PG 29 | with thread | | 94 | HDC 48B TOLU 1PG29G | 1650980000 |
| PG 36 | with thread | | 94 | HDC 48B TOLU 1PG36G | 1651000000 |



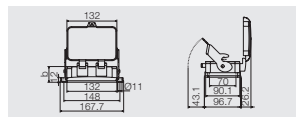
D

Base

Bulkhead housing

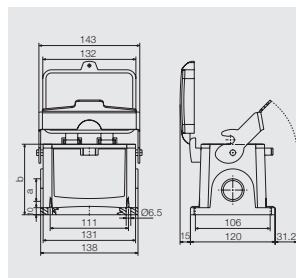


| Version | Cover | b (mm) | Designation | Order No. |
|---------|------------|--------|--------------|------------|
| | with cover | 62 | HDC 48B ADLU | 1222900000 |



Base housing

| a | Version | Cover | b (mm) | Designation | Order No. |
|-------|-------------|------------|--------|---------------------|------------|
| M 32 | with thread | | 100 | HDC 48B SLU 1M32G | 1904190000 |
| M 32 | with thread | with cover | 120 | HDC 48B SDLU 1M32G | 1904150000 |
| M 32 | with thread | | 100 | HDC 48B SLU 2M32G | 1788370000 |
| M 32 | with thread | with cover | 120 | HDC 48B SDLU 2M32G | 1788390000 |
| M 40 | with thread | | 100 | HDC 48B SLU 2M40G | 1788360000 |
| PG 29 | with thread | | 100 | HDC 48B SLU 1PG29G | 1651100000 |
| PG 29 | with thread | with cover | 120 | HDC 48B SDLU 1PG29G | 1799810000 |
| PG 29 | with thread | with cover | 120 | HDC 48B SDLU 2PG29G | 1667560000 |



RockStar® Housing IP69K

| | | |
|--------------------------------|--|------|
| RockStar® Housing IP69K | Overview | E.2 |
| | RockStar® Housing IP69K impact resistant | E.4 |
| | RockStar® Housing IP69K impact resistant XXL | E.10 |
| | RockStar® Housing IP69K EMC | E.12 |
| | RockStar® Housing IP69K EMC XXL | E.18 |

RockStar® Housing IP69K



The IP69K series of housings from Weidmüller are designed for demanding applications, specifically for tough mechanical conditions outdoors and for reliable immunity of electrical signals from interference.

Features:

- Housing of cast aluminium alloy
- Screw fastening
- Black powder coating
- Integrated surrounding metal collar on plug housing
- Seals on mounted housing: internal O-ring or circumferential flange seal

Typical applications:

- Rail engineering
- Underfloor installation on vehicles
- Shipbuilding

Various versions:

- different sizes
- different housing types
- different types of construction

Their advantages:

- multiple plugging and unplugging of electrical connections
- reliable assembly under time pressure
- corrosion protection
- IP68 / waterproof and dustproof to DIN EN 60529
- IP69K / waterproof for use in high-pressure cleaners to DIN 40050 – Part 9

E

RockStar® Housing IP69K impact resistant

Screw connection Size 1

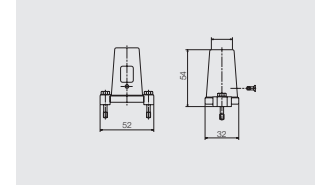


Hood

Hood, Cable Entry at top



| a | Version | Designation | Order No. |
|------|-------------|-------------------------|------------|
| M 20 | with thread | HDC HA 3 IP68 TOS 1xM21 | 1827440000 |

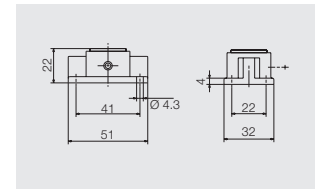


Base

Bulkhead housing



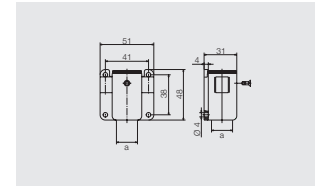
| Version | Designation | Order No. |
|---------|---------------------|------------|
| | HDC HA 3 IP68 AS M5 | 1827580000 |



Base housing



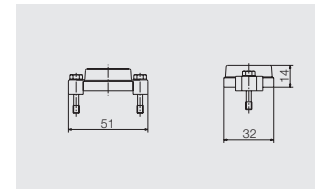
| a | Version | Designation | Order No. |
|------|-------------|------------------------|------------|
| M 20 | with thread | HDC HA 3 IP68 SS 1xM21 | 1827680000 |



Cover



| Version | Designation | Order No. |
|---------|-----------------------|------------|
| | HDC HA 3 IP68 EMVK MD | 1826760000 |



E

Screw connection
Size 3

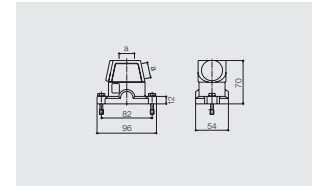


Hood

Hood, Cable Entry sideways



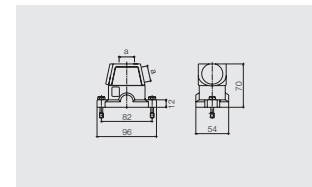
| a | Version | Designation | Order No. |
|------|-------------|-------------------------|------------|
| M 25 | with thread | HDC HB 6 IP68 TSS 1xM25 | 1827390000 |



Hood, Cable Entry at top



| a | Version | Designation | Order No. |
|------|-------------|-------------------------|------------|
| M 25 | with thread | HDC HB 6 IP68 TOS 1xM25 | 1827400000 |

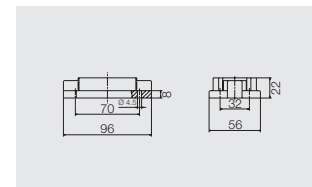


Base

Bulkhead housing



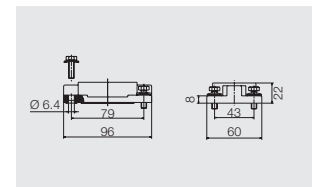
| Version | Designation | Order No. |
|-------------|---------------------|------------|
| Seal inside | HDC HB 6 IP68 AS M4 | 1827560000 |



Bulkhead housing



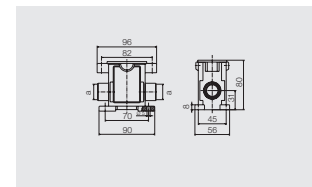
| Version | Designation | Order No. |
|-------------|-----------------------|------------|
| Seal inside | HDC HB 6 IP68 AS M6 | 1828590000 |
| flat gasket | HDC HB 6 IP68 AS M6.D | 1828550000 |



Base housing



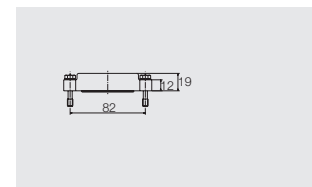
| a | Version | Designation | Order No. |
|------|-------------|------------------------|------------|
| M 25 | with thread | HDC HB 6 IP68 SS 2xM25 | 1827660000 |



Cover



| Version | Designation | Order No. |
|---------|-----------------------|------------|
| | HDC HB 6 IP68 EMVK MD | 1826750000 |



RockStar® Housing IP69K impact resistant

Screw connection Size 4

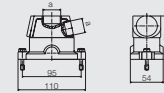


Hood

Hood, Cable Entry sideways



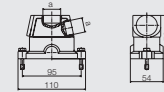
| a | Version | Designation | Order No. |
|------|-------------|--------------------------|------------|
| M 32 | with thread | HDC HB 10 IP68 TSS 1xM33 | 1827350000 |



Hood, Cable Entry at top



| a | Version | Designation | Order No. |
|------|-------------|--------------------------|------------|
| M 32 | with thread | HDC HB 10 IP68 TOS 1xM33 | 1827360000 |



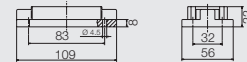
E

Base

Bulkhead housing



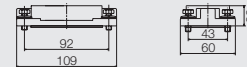
| Version | Designation | Order No. |
|-------------|----------------------|------------|
| Seal inside | HDC HB 10 IP68 AS M4 | 1827540000 |



Bulkhead housing



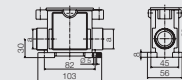
| Version | Designation | Order No. |
|-------------|------------------------|------------|
| flat gasket | HDC HB 10 IP68 AS M6.D | 1828530000 |
| Seal inside | HDC HB 10 IP68 AS M6 | 1828580000 |



Base housing



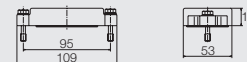
| a | Version | Designation | Order No. |
|------|-------------|-------------------------|------------|
| M 32 | with thread | HDC HB 10 IP68 SS 2xM33 | 1827640000 |



Cover



| Version | Designation | Order No. |
|---------|------------------------|------------|
| | HDC HB 10 IP68 EMVK MD | 1826740000 |



Screw connection
Size 6

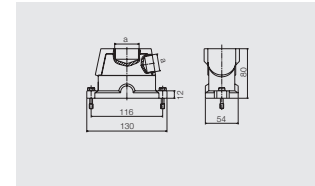


Hood

Hood, Cable Entry sideways



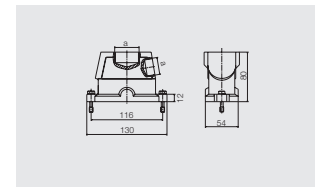
| a | Version | Designation | Order No. |
|------|-------------|--------------------------|------------|
| M 32 | with thread | HDC HB 16 IP68 TSS 1xM33 | 1827290000 |



Hood, Cable Entry at top



| a | Version | Designation | Order No. |
|------|-------------|--------------------------|------------|
| M 32 | with thread | HDC HB 16 IP68 TOS 1xM33 | 1827310000 |

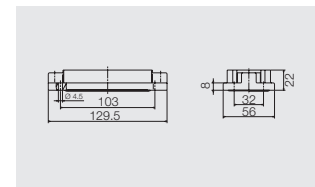


Base

Bulkhead housing



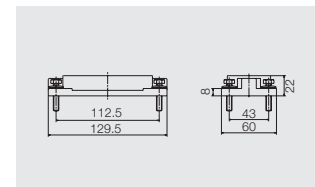
| Version | Designation | Order No. |
|-------------|----------------------|------------|
| Seal inside | HDC HB 16 IP68 AS M4 | 1827520000 |



Bulkhead housing



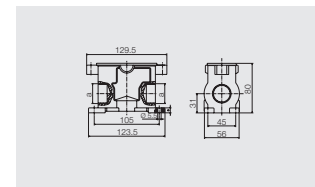
| Version | Designation | Order No. |
|-------------|------------------------|------------|
| flat gasket | HDC HB 16 IP68 AS M6 D | 1828510000 |
| Seal inside | HDC HB 16 IP68 AS M6 | 1828570000 |



Base housing



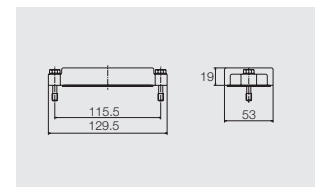
| a | Version | Designation | Order No. |
|------|-------------|-------------------------|------------|
| M 32 | with thread | HDC HB 16 IP68 SS 2xM33 | 1827620000 |



Cover



| Version | Designation | Order No. |
|---------|------------------------|------------|
| | HDC HB 16 IP68 EMVK MD | 1826730000 |



RockStar® Housing IP69K impact resistant

Screw connection Size 8



Hood

Hood, Cable Entry sideways



| a | Version | Designation | Order No. |
|------|-------------|--------------------------|------------|
| M 40 | with thread | HDC HB 24 IP68 TSS 1xM41 | 1827240000 |



Hood, Cable Entry at top



| a | Version | Designation | Order No. |
|------|-------------|--------------------------|------------|
| M 40 | with thread | HDC HB 24 IP68 TOS 1xM41 | 1827250000 |



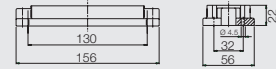
E

Base

Bulkhead housing



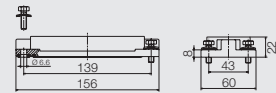
| Version | Designation | Order No. |
|-------------|----------------------|------------|
| Seal inside | HDC HB 24 IP68 AS M4 | 1827500000 |



Bulkhead housing



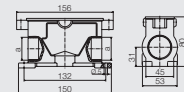
| Version | Designation | Order No. |
|-------------|------------------------|------------|
| flat gasket | HDC HB 24 IP68 AS M6 D | 1828490000 |
| Seal inside | HDC HB 24 IP68 AS M6 | 1828560000 |



Base housing



| a | Version | Designation | Order No. |
|------|-------------|-------------------------|------------|
| M 40 | with thread | HDC HB 24 IP68 SS 2xM41 | 1827600000 |



Cover



| Version | Designation | Order No. |
|---------|------------------------|------------|
| | HDC HB 24 IP68 EMVK MD | 1826720000 |



RockStar® Housing IP69K impact resistant XXL

Screw connection
Size 8

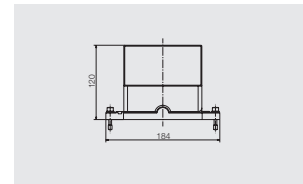


Hood

Hood, Cable Entry sideways



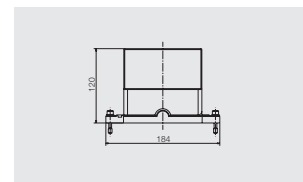
| a | Version | Designation | Order No. |
|------|-------------|--------------------------|------------|
| M 50 | with thread | HDC HB 24 TIP TSS 1xM50G | 1827190000 |



Hood, Cable Entry at top



| a | Version | Designation | Order No. |
|------|-------------|--------------------------|------------|
| M 50 | with thread | HDC HB 24 TIP TOS 1xM50G | 1827200000 |



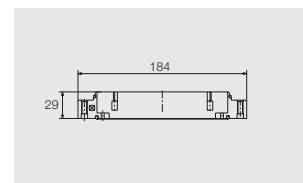
E

Base

Bulkhead housing



| Version | Designation | Order No. |
|-----------------------|---------------------|------------|
| Seal inside, high | HDC HB 24 TIP AS M4 | 1846020000 |
| Seal inside, standard | HDC HB 24 TIP AS M4 | 1827480000 |



Screw connection
Size 12

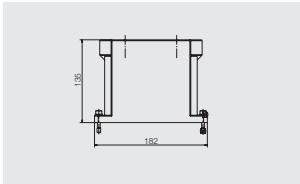


Hood

Hood, Cable Entry sideways



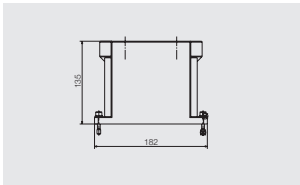
| a | Version | Designation | Order No. |
|------|-------------|--------------------------|------------|
| M 40 | with thread | HDC HB 48 TIP TSS 1xM40G | 1827140000 |



Hood, Cable Entry at top



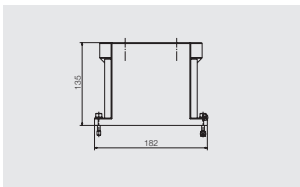
| a | Version | Designation | Order No. |
|------|-------------|--------------------------|------------|
| M 50 | with thread | HDC HB 48 TIP TOS 1xM50G | 1827150000 |



Hood, Cable Entry at front



| Version | Designation | Order No. |
|-------------|--------------------------|------------|
| with thread | HDC HB 48 TIP TVS 1xM50G | 1853300000 |

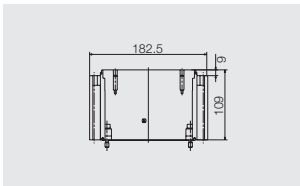


Base

Bulkhead housing



| Version | Designation | Order No. |
|-----------------------|---------------------|------------|
| Seal inside, high | HDC HB 48 TIP AS M4 | 1846000000 |
| Seal inside, standard | HDC HB 48 TIP AS M4 | 1827460000 |



RockStar® Housing IP69K EMC

Screw connection Size 1

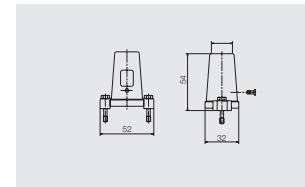


Hood

Hood, Cable Entry at top



| a | Version | Designation | Order No. |
|------|-------------|-------------------------|------------|
| M 20 | with thread | HDC HA 3 EMVK TOS 1xM21 | 1827420000 |

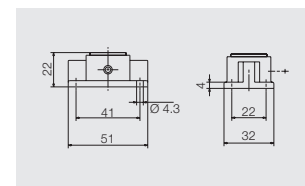


Base

Bulkhead housing



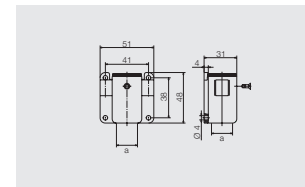
| Version | Designation | Order No. |
|---------|---------------------|------------|
| | HDC HA 3 EMVK AS M5 | 1827570000 |



Base housing



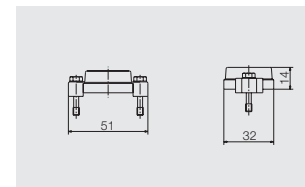
| a | Version | Designation | Order No. |
|------|-------------|------------------------|------------|
| M 20 | with thread | HDC HA 3 EMVK SS 1xM21 | 1827670000 |



Cover



| Version | Designation | Order No. |
|---------|-----------------------|------------|
| | HDC HA 3 IP68 EMVK MD | 1826760000 |



E

Screw connection
Size 3

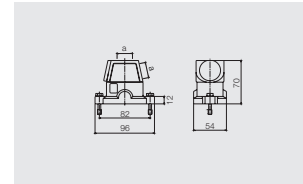


Hood

Hood, Cable Entry sideways



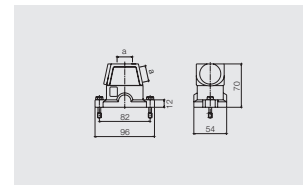
| a | Version | Designation | Order No. |
|------|-------------|-------------------------|------------|
| M 25 | with thread | HDC HB 6 EMVK TSS 1xM25 | 1827370000 |



Hood, Cable Entry at top



| a | Version | Designation | Order No. |
|------|-------------|-------------------------|------------|
| M 25 | with thread | HDC HB 6 EMVK TOS 1xM26 | 1827380000 |

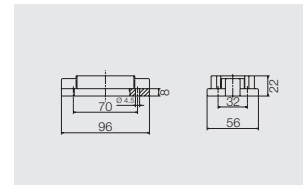


Base

Bulkhead housing



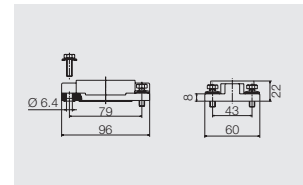
| Version | Designation | Order No. |
|-------------|---------------------|------------|
| Seal inside | HDC HB 6 EMVK AS M4 | 1827550000 |



Bulkhead housing



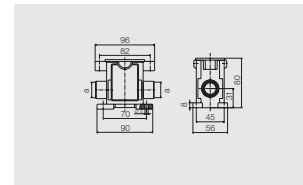
| Version | Designation | Order No. |
|-------------|---------------------|------------|
| flat gasket | HDC HB 6 EMVK AS M6 | 1828540000 |



Base housing



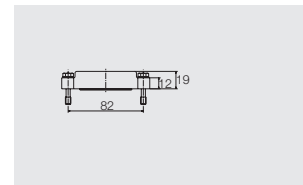
| a | Version | Designation | Order No. |
|------|-------------|------------------------|------------|
| M 25 | with thread | HDC HB 6 EMVK SS 2xM26 | 1827650000 |



Cover



| Version | Designation | Order No. |
|---------|-----------------------|------------|
| | HDC HB 6 IP68 EMVK MD | 1826750000 |



RockStar® Housing IP69K EMC

Screw connection Size 4

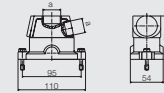


Hood

Hood, Cable Entry sideways



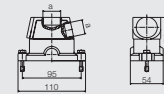
| a | Version | Designation | Order No. |
|------|-------------|--------------------------|------------|
| M 32 | with thread | HDC HB 10 EMVK TSS 1xM33 | 1827330000 |



Hood, Cable Entry at top



| a | Version | Designation | Order No. |
|------|-------------|--------------------------|------------|
| M 32 | with thread | HDC HB 10 EMVK TOS 1xM33 | 1827340000 |



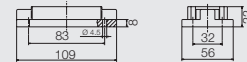
E

Base

Bulkhead housing



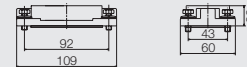
| Version | Designation | Order No. |
|-------------|----------------------|------------|
| Seal inside | HDC HB 10 EMVK AS M4 | 1827530000 |



Bulkhead housing



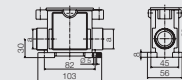
| Version | Designation | Order No. |
|-------------|----------------------|------------|
| Seal inside | HDC HB 10 EMVK AS M6 | 1828520000 |



Base housing



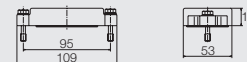
| a | Version | Designation | Order No. |
|------|-------------|-------------------------|------------|
| M 32 | with thread | HDC HB 10 EMVK SS 2xM33 | 1827630000 |



Cover



| Version | Designation | Order No. |
|---------|------------------------|------------|
| | HDC HB 10 IP68 EMVK MD | 1826740000 |



Screw connection
Size 6

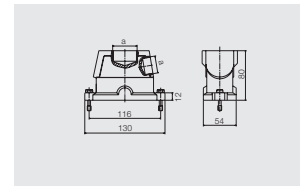


Hood

Hood, Cable Entry sideways



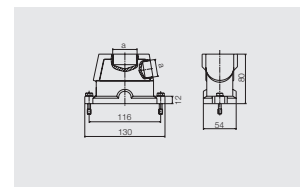
| a | Version | Designation | Order No. |
|------|-------------|--------------------------|------------|
| M 32 | with thread | HDC HB 16 EMVK TSS 1xM33 | 1827260000 |



Hood, Cable Entry at top



| a | Version | Designation | Order No. |
|------|-------------|--------------------------|------------|
| M 32 | with thread | HDC HB 16 EMVK TOS 1xM33 | 1827280000 |

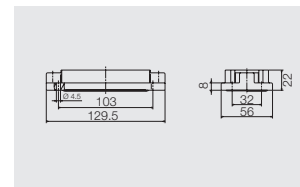


Base

Bulkhead housing



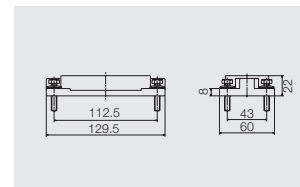
| Version | Designation | Order No. |
|-------------|----------------------|------------|
| Seal inside | HDC HB 16 EMVK AS M4 | 1827510000 |



Bulkhead housing



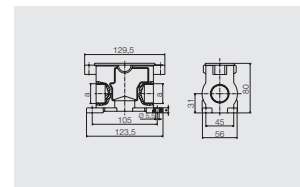
| Version | Designation | Order No. |
|-------------|----------------------|------------|
| Seal inside | HDC HB 16 EMVK AS M6 | 1828500000 |



Base housing



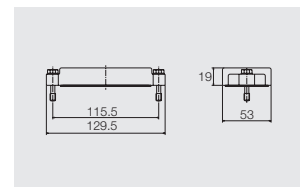
| a | Version | Designation | Order No. |
|------|-------------|-------------------------|------------|
| M 32 | with thread | HDC HB 16 EMVK SS 2xM33 | 1827610000 |



Cover



| Version | Designation | Order No. |
|---------|------------------------|------------|
| | HDC HB 16 IP68 EMVK MD | 1826730000 |



E

RockStar® Housing IP69K EMC

Screw connection Size 8



Hood

Hood, Cable Entry sideways



| a | Version | Designation | Order No. |
|------|-------------|--------------------------|------------|
| M 40 | with thread | HDC HB 24 EMVK TSS 1xM41 | 1827220000 |



Hood, Cable Entry at top



| a | Version | Designation | Order No. |
|------|-------------|--------------------------|------------|
| M 40 | with thread | HDC HB 24 EMVK TOS 1xM40 | 1827210000 |



E

Base

Bulkhead housing



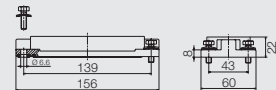
| Version | Designation | Order No. |
|-------------|----------------------|------------|
| Seal inside | HDC HB 24 EMVK AS M4 | 1827490000 |



Bulkhead housing



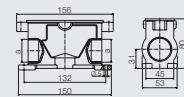
| Version | Designation | Order No. |
|-------------|----------------------|------------|
| flat gasket | HDC HB 24 EMVK AS M6 | 1828480000 |



Base housing



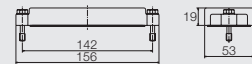
| a | Version | Designation | Order No. |
|------|-------------|-------------------------|------------|
| M 40 | with thread | HDC HB 24 EMVK SS 2xM41 | 1827590000 |



Cover



| Version | Designation | Order No. |
|---------|------------------------|------------|
| | HDC HB 24 IP68 EMVK MD | 1826720000 |



RockStar® Housing IP69K EMC XXL

Screw connection
Size 8

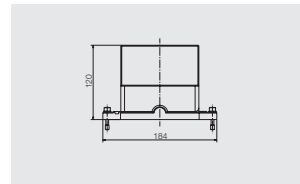


Hood

Hood, Cable Entry sideways



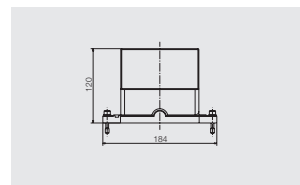
| a | Version | Designation | Order No. |
|------|-------------|--------------------------|------------|
| M 50 | with thread | HDC HB 24 TEK TSS 1xM50G | 1827160000 |



Hood, Cable Entry at top



| a | Version | Designation | Order No. |
|------|-------------|--------------------------|------------|
| M 50 | with thread | HDC HB 24 TEK TOS 1xM50G | 1827170000 |



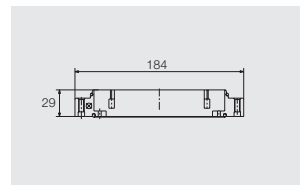
E

Base

Bulkhead housing



| Version | Designation | Order No. |
|-----------------------|---------------------|------------|
| Seal inside, high | HDC HB 24 TEK AS M4 | 1846010000 |
| Seal inside, standard | HDC HB 24 TEK AS M4 | 1827470000 |



Screw connection
Size 12

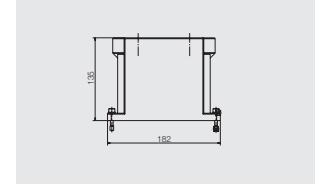


Hood

Hood, Cable Entry sideways



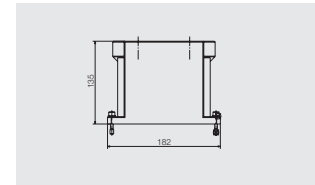
| a | Version | Designation | Order No. |
|------|-------------|--------------------------|------------|
| M 40 | with thread | HDC HB 48 TEK TSS 1xM40G | 1827120000 |



Hood, Cable Entry at top



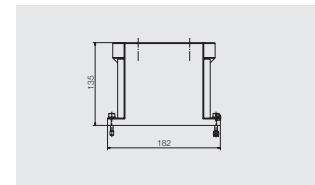
| a | Version | Designation | Order No. |
|------|-------------|--------------------------|------------|
| M 50 | with thread | HDC HB 48 TEK TOS 1xM50G | 1827130000 |



Hood, Cable Entry at front



| | Version | Designation | Order No. |
|--|-------------|--------------------------|------------|
| | with thread | HDC HB 48 TEK TVS 1xM50G | 1853310000 |

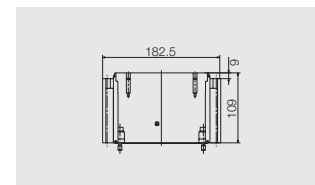


Base

Bulkhead housing



| | Version | Designation | Order No. |
|--|-----------------------|---------------------|------------|
| | Seal inside, high | HDC HB 48 TEK AS M4 | 1845980000 |
| | Seal inside, standard | HDC HB 48 TEK AS M4 | 1827450000 |



RockStar® kits

| | | |
|-----------------------|-----------------------|------|
| RockStar® kits | Overview | F.2 |
| | Kits with HA inserts | F.4 |
| | Kits with HE inserts | F.8 |
| | Kits with HSB inserts | F.20 |

RockStar® kits



F

HDC kits are standardised sets of components for constructing a complete connector. They consist of:

- Male insert
- Female insert
- Connector housing
- Surface-mounted housing
- Cable gland

Weidmüller offers a range of popular connector combinations with metric or PG cable entry threads.

Their advantages:

- simple selection – all necessary components can be found on one page of the catalogue
- simple purchasing – only one part number for all individual parts together
- simple storage / logistics / picking – a complete set is combined in one pack; pick up a pack and everything you need's there and you avoid stocks of started quantities
- simple handling – all you have to carry with you is a pack with the complete set; no loose parts
- simple assembly – a 2.5 mm slotted screwdriver is all you need

Kits with HA inserts, 3 pole

250 V, 10 A



metric versions



| Designation | Order No. |
|--------------------|------------|
| HDC-KIT-HA 03.30 M | 1802470000 |

| Component | Designation | Order No. |
|-------------------------|--------------------|------------|
| Female | HDC HA 3 FS | 1498200000 |
| Male | HDC HA 3 MS | 1498100000 |
| Bulkhead (Feed-Through) | HDC 04A ALU | 1497600000 |
| Hood | HDC 04A TOLU 1M20G | 1788820000 |
| Cable glands | VG M20 - MS 68 | 1772220000 |

Metal housing



| Designation | Order No. |
|--------------------|------------|
| HDC-KIT-HA 03.31 M | 1802460000 |

| Component | Designation | Order No. |
|-------------------------|--------------------|------------|
| Female | HDC HA 3 FS | 1498200000 |
| Male | HDC HA 3 MS | 1498100000 |
| Bulkhead (Feed-Through) | HDC 07A ALU | 1652410000 |
| Hood | HDC 07A TOLU 1M20G | 1788520000 |
| Cable glands | VG M20 - K 68 | 1772300000 |

Plastic housing



| Designation | Order No. |
|--------------------|------------|
| HDC-KIT-HA 03.32 M | 1802450000 |

| Component | Designation | Order No. |
|-------------------------|--------------------|------------|
| Female | HDC HA 3 FS | 1498200000 |
| Male | HDC HA 3 MS | 1498100000 |
| Bulkhead (Feed-Through) | HDC 04A AWLU | 1497700000 |
| Hood | HDC 04A TOLU 1M20G | 1788820000 |
| Cable glands | VG M20 - MS 68 | 1772220000 |

Metal housing

F

250 V, 10 A

PG versions



RockStar® kits



| Designation | Order No. |
|------------------|------------|
| HDC-KIT-HA 03.30 | 1712560000 |

| Component | Designation | Order No. |
|-------------------------|--------------------|------------|
| Female | HDC HA 3 FS | 1498200000 |
| Male | HDC HA 3 MS | 1498100000 |
| Bulkhead (Feed-Through) | HDC 04A ALU | 1497600000 |
| Hood | HDC-HA-3-TOVL1/11P | 1498500000 |
| Cable glands | VG 11-MS68 | 1569080000 |

Metal housing



| Designation | Order No. |
|------------------|------------|
| HDC-KIT-HA 03.31 | 1712570000 |

| Component | Designation | Order No. |
|-------------------------|---------------------|------------|
| Female | HDC HA 3 FS | 1498200000 |
| Male | HDC HA 3 MS | 1498100000 |
| Bulkhead (Feed-Through) | HDC 07A ALU | 1652410000 |
| Hood | HDC-HAD-7-TOVL1/11P | 1652370000 |
| Cable glands | VG 11-K68 | 1568990000 |

Plastic housing



| Designation | Order No. |
|------------------|------------|
| HDC-KIT-HA 03.32 | 1712580000 |

| Component | Designation | Order No. |
|-------------------------|--------------------|------------|
| Female | HDC HA 3 FS | 1498200000 |
| Male | HDC HA 3 MS | 1498100000 |
| Bulkhead (Feed-Through) | HDC 04A AWLU | 1497700000 |
| Hood | HDC-HA-3-TOVL1/11P | 1498500000 |
| Cable glands | VG 11-MS68 | 1569080000 |

Metal housing



| Designation | Order No. |
|------------------|------------|
| HDC-KIT-HA 03.44 | 1712630000 |

| Component | Designation | Order No. |
|-------------------------|---------------------|------------|
| Female | HDC HA 3 FS | 1498200000 |
| Male | HDC HA 3 MS | 1498100000 |
| Bulkhead (Feed-Through) | HDC 07A AWLU | 1652420000 |
| Hood | HDC-HAD-7-TOVL1/11P | 1652370000 |
| Cable glands | VG 11-K68 | 1568990000 |

Plastic housing

F

Kits with HA inserts, 4 pole

250 V, 10 A

metric versions



| Designation | Order No. |
|--------------------|------------|
| HDC-KIT-HA 04.40 M | 1802440000 |

| Component | Designation | Order No. |
|-------------------------|--------------------|------------|
| Female | HDC HA 4 FS | 1498400000 |
| Male | HDC HA 4 MS | 1498300000 |
| Bulkhead (Feed-Through) | HDC 04A ALU | 1497600000 |
| Hood | HDC 04A TOLU 1M20G | 1788820000 |
| Cable glands | VG M20 - MS 68 | 1772220000 |

Metal housing



| Designation | Order No. |
|--------------------|------------|
| HDC-KIT-HA 04.41 M | 1802430000 |

| Component | Designation | Order No. |
|-------------------------|--------------------|------------|
| Female | HDC HA 4 FS | 1498400000 |
| Male | HDC HA 4 MS | 1498300000 |
| Bulkhead (Feed-Through) | HDC 07A ALU | 1652410000 |
| Hood | HDC 07A TOLU 1M20G | 1788520000 |
| Cable glands | VG M20 - K 68 | 1772300000 |

Plastic housing



| Designation | Order No. |
|--------------------|------------|
| HDC Kit HA 04.42 M | 1802700000 |

| Component | Designation | Order No. |
|-------------------------|--------------------|------------|
| Female | HDC HA 4 FS | 1498400000 |
| Male | HDC HA 4 MS | 1498300000 |
| Bulkhead (Feed-Through) | HDC 04A AWLU | 1497700000 |
| Hood | HDC 04A TOLU 1M20G | 1788820000 |
| Cable glands | VG M20 - MS 68 | 1772220000 |

Metal housing



| Designation | Order No. |
|--------------------|------------|
| HDC Kit HA 04.46 M | 1802720000 |

| Component | Designation | Order No. |
|-------------------------|--------------------|------------|
| Female | HDC HA 4 FS | 1498400000 |
| Male | HDC HA 4 MS | 1498300000 |
| Bulkhead (Feed-Through) | HDC 07A AWLU | 1652420000 |
| Hood | HDC 07A TOLU 1M20G | 1788520000 |
| Cable glands | VG M20 - K 68 | 1772300000 |

Plastic housing

250 V, 10 A

PG versions



RockStar® kits



| Designation | Order No. |
|------------------|------------|
| HDC-KIT-HA 04.40 | 1712590000 |

| Component | Designation | Order No. |
|-------------------------|--------------------|------------|
| Female | HDC HA 4 FS | 1498400000 |
| Male | HDC HA 4 MS | 1498300000 |
| Bulkhead (Feed-Through) | HDC 04A ALU | 1497600000 |
| Hood | HDC-HA-3-TOVL1/11P | 1498500000 |
| Cable glands | VG 11-MS68 | 1569080000 |

Metal housing



| Designation | Order No. |
|------------------|------------|
| HDC-KIT-HA 04.41 | 1712600000 |

| Component | Designation | Order No. |
|-------------------------|---------------------|------------|
| Female | HDC HA 4 FS | 1498400000 |
| Male | HDC HA 4 MS | 1498300000 |
| Bulkhead (Feed-Through) | HDC 07A ALU | 1652410000 |
| Hood | HDC-HAD-7-TOVL1/11P | 1652370000 |
| Cable glands | VG 11-MS68 | 1569080000 |

Plastic housing



| Designation | Order No. |
|------------------|------------|
| HDC-KIT-HA 04.42 | 1712610000 |

| Component | Designation | Order No. |
|-------------------------|--------------------|------------|
| Female | HDC HA 4 FS | 1498400000 |
| Male | HDC HA 4 MS | 1498300000 |
| Bulkhead (Feed-Through) | HDC 04A AWLU | 1497700000 |
| Hood | HDC-HA-3-TOVL1/11P | 1498500000 |
| Cable glands | VG 11-MS68 | 1569080000 |

Metal housing



| Designation | Order No. |
|------------------|------------|
| HDC-KIT-HA 04.46 | 1712650000 |

| Component | Designation | Order No. |
|-------------------------|---------------------|------------|
| Female | HDC HA 4 FS | 1498400000 |
| Male | HDC HA 4 MS | 1498300000 |
| Bulkhead (Feed-Through) | HDC 07A AWLU | 1652420000 |
| Hood | HDC-HAD-7-TOVL1/11P | 1652370000 |
| Cable glands | VG 11-MS68 | 1569080000 |

Plastic housing

F

Kits with HE inserts, 6 pole

500 V, 24 A

metric versions



| Designation | Order No. |
|--------------------|------------|
| HDC Kit HE 06.10 M | 1802730000 |

| Component | Designation | Order No. |
|-------------------------|--------------------|------------|
| Female | HDC HE 6 FS | 1200200000 |
| Male | HDC HE 6 MS | 1200000000 |
| Bulkhead (Feed-Through) | HDC 06B ALU | 1202100000 |
| Hood | HDC 06B TSLU 1M20G | 1788100000 |
| Cable glands | VG M20 - MS 68 | 1772220000 |

Metal housing

F



| Designation | Order No. |
|--------------------|------------|
| HDC Kit HE 06.11 M | 1802740000 |

| Component | Designation | Order No. |
|-------------------------|--------------------|------------|
| Female | HDC HE 6 FS | 1200200000 |
| Male | HDC HE 6 MS | 1200000000 |
| Bulkhead (Feed-Through) | HDC 06B ALU | 1202100000 |
| Hood | HDC 06B TOLU 1M20G | 1788120000 |
| Cable glands | VG M20 - MS 68 | 1772220000 |

Metal housing

500 V, 24 A (16 A)



PG versions



| Designation | Order No. |
|------------------|------------|
| HDC-KIT-HE 06.10 | 1712460000 |

| Component | Designation | Order No. |
|-------------------------|--------------------|------------|
| Female | HDC HE 6 FS | 1200200000 |
| Male | HDC HE 6 MS | 1200000000 |
| Bulkhead (Feed-Through) | HDC 06B ALU | 1202100000 |
| Hood | HDC-HB-6-TSVL1/16P | 1652510000 |
| Cable glands | VG 16-MS68 | 1569100000 |

Metal housing



| Designation | Order No. |
|------------------|------------|
| HDC-KIT-HE 06.11 | 1712660000 |

| Component | Designation | Order No. |
|-------------------------|--------------------|------------|
| Female | HDC HE 6 FS | 1200200000 |
| Male | HDC HE 6 MS | 1200000000 |
| Bulkhead (Feed-Through) | HDC 06B ALU | 1202100000 |
| Hood | HDC-HB-6-TOVL1/16P | 1652630000 |
| Cable glands | VG 16-MS68 | 1569100000 |

Metal housing



| Designation | Order No. |
|------------------|------------|
| HDC-KIT-HE 06.20 | 1712700000 |

| Component | Designation | Order No. |
|-------------------------|--------------------|------------|
| Female | DSTV HE BL6 S | 1848500000 |
| Male | HDC HE 6 MS | 1200000000 |
| Bulkhead (Feed-Through) | HDC 06B ALU | 1202100000 |
| Hood | HDC-HB-6-TSVL1/16P | 1652510000 |
| Cable glands | VG 16-MS68 | 1569100000 |

Metal housing

Kits with HE inserts, 10 pole

500 V, 16 A

metric versions



| Designation | Order No. |
|---------------------|------------|
| HDC-KIT-HE 10.110 M | 1802420000 |

| Component | Designation | Order No. |
|-------------------------|--------------------|------------|
| Female | HDC HE 10 FS | 1204100000 |
| Male | HDC HE 10 MS | 1203900000 |
| Bulkhead (Feed-Through) | HDC 10B ABU | 1205000000 |
| Hood | HDC 10B TSBU 1M25G | 1787550000 |
| Cable glands | VG M25 - MS 68 | 1772230000 |

Metal housing

F



| Designation | Order No. |
|---------------------|------------|
| HDC-KIT-HE 10.111 M | 1802410000 |

| Component | Designation | Order No. |
|-------------------------|--------------------|------------|
| Female | HDC HE 10 FS | 1204100000 |
| Male | HDC HE 10 MS | 1203900000 |
| Bulkhead (Feed-Through) | HDC 10B ABU | 1205000000 |
| Hood | HDC 10B TOBU 1M25G | 1787590000 |
| Cable glands | VG M25 - MS 68 | 1772230000 |

Metal housing

500 V, 16 A



PG versions



| Designation | Order No. |
|-------------------|------------|
| HDC-KIT-HE 10.110 | 1712510000 |

| Component | Designation | Order No. |
|-------------------------|---------------------|------------|
| Female | HDC HE 10 FS | 1204100000 |
| Male | HDC HE 10 MS | 1203900000 |
| Bulkhead (Feed-Through) | HDC 10B ABU | 1205000000 |
| Hood | HDC-HB-10-TSVU1/16P | 1204800000 |
| Cable glands | VG 16-MS68 | 1569100000 |

Metal housing



| Designation | Order No. |
|-------------------|------------|
| HDC-KIT-HE 10.111 | 1712670000 |

| Component | Designation | Order No. |
|-------------------------|---------------------|------------|
| Female | HDC HE 10 FS | 1204100000 |
| Male | HDC HE 10 MS | 1203900000 |
| Bulkhead (Feed-Through) | HDC 10B ABU | 1205000000 |
| Hood | HDC-HB-10-TOVU1/16P | 1204700000 |
| Cable glands | VG 16-MS68 | 1569100000 |

Metal housing



| Designation | Order No. |
|-------------------|------------|
| HDC-KIT-HE 10.210 | 1712710000 |

| Component | Designation | Order No. |
|-------------------------|---------------------|------------|
| Female | DSTV HE BL10 S | 1848570000 |
| Male | HDC HE 10 MS | 1203900000 |
| Bulkhead (Feed-Through) | HDC 10B ABU | 1205000000 |
| Hood | HDC-HB-10-TSVU1/16P | 1204800000 |
| Cable glands | VG 16-MS68 | 1569100000 |

Metal housing

RockStar® kits

F

Kits with HE inserts, 16 pole

500 V, 16 A

metric versions



| Designation | Order No. |
|---------------------|------------|
| HDC-KIT-HE 16.120 M | 1802400000 |

| Component | Designation | Order No. |
|-------------------------|--------------------|------------|
| Female | HDC HE 16 FS | 1207700000 |
| Male | HDC HE 16 MS | 1207500000 |
| Bulkhead (Feed-Through) | HDC 16B ABU | 1208600000 |
| Hood | HDC 16B TSBU 1M25G | 1788180000 |
| Cable glands | VG M25 - MS 68 | 1772230000 |

Metal housing

| Designation | Order No. |
|---------------------|------------|
| HDC-KIT-HE 16.121 M | 1802390000 |

| Component | Designation | Order No. |
|-------------------------|--------------------|------------|
| Female | HDC HE 16 FS | 1207700000 |
| Male | HDC HE 16 MS | 1207500000 |
| Bulkhead (Feed-Through) | HDC 16B ABU | 1208600000 |
| Hood | HDC 16B TOBU 1M25G | 1788210000 |
| Cable glands | VG M25 - MS 68 | 1772230000 |

Metal housing

F



500 V, 16 A

PG versions



RockStar® kits



| Designation | Order No. |
|-------------------|------------|
| HDC-KIT-HE 16.120 | 1712520000 |

| Component | Designation | Order No. |
|-------------------------|---------------------|------------|
| Female | HDC HE 16 FS | 1207700000 |
| Male | HDC HE 16 MS | 1207500000 |
| Bulkhead (Feed-Through) | HDC 16B ABU | 1208600000 |
| Hood | HDC-HB-16-TSVU1/21P | 1208400000 |
| Cable glands | VG 21-MS68 | 1569110000 |

Metal housing



| Designation | Order No. |
|-------------------|------------|
| HDC-KIT-HE 16.121 | 1712680000 |

| Component | Designation | Order No. |
|-------------------------|---------------------|------------|
| Female | HDC HE 16 FS | 1207700000 |
| Male | HDC HE 16 MS | 1207500000 |
| Bulkhead (Feed-Through) | HDC 16B ABU | 1208600000 |
| Hood | HDC-HB-16-TOVU1/21P | 1208300000 |
| Cable glands | VG 21-MS68 | 1569110000 |

Metal housing



| Designation | Order No. |
|-------------------|------------|
| HDC-KIT-HE 16.220 | 1712720000 |

| Component | Designation | Order No. |
|-------------------------|---------------------|------------|
| Female | DSTV HE BL16 S | 1848580000 |
| Male | HDC HE 16 MS | 1207500000 |
| Bulkhead (Feed-Through) | HDC 16B ABU | 1208600000 |
| Hood | HDC-HB-16-TSVU1/21P | 1208400000 |
| Cable glands | VG 21-MS68 | 1569110000 |

Metal housing

F

Kits with HE inserts, 24 pole

500 V, 16 A

metric versions



| Designation | Order No. |
|---------------------|------------|
| HDC-KIT-HE 24.130 M | 1802380000 |

| Component | Designation | Order No. |
|-------------------------|--------------------|------------|
| Female | HDC HE 24 FS | 1211300000 |
| Male | HDC HE 24 MS | 1211100000 |
| Bulkhead (Feed-Through) | HDC 24B ABU | 1212400000 |
| Hood | HDC 24B TSBU 1M32G | 1787750000 |
| Cable glands | VG M32 - MS 68 | 1772240000 |

Metal housing

F



| Designation | Order No. |
|---------------------|------------|
| HDC-KIT-HE 24.131 M | 1802480000 |

| Component | Designation | Order No. |
|-------------------------|--------------------|------------|
| Female | HDC HE 24 FS | 1211300000 |
| Male | HDC HE 24 MS | 1211100000 |
| Bulkhead (Feed-Through) | HDC 24B ABU | 1212400000 |
| Hood | HDC 24B TOBU 1M32G | 1787810000 |
| Cable glands | VG M32 - MS 68 | 1772240000 |

Metal housing

500 V, 16 A

PG versions



RockStar® kits



| Designation | Order No. |
|-------------------|------------|
| HDC-KIT-HE 24.130 | 1712530000 |

| Component | Designation | Order No. |
|-------------------------|---------------------|------------|
| Female | HDC HE 24 FS | 1211300000 |
| Male | HDC HE 24 MS | 1211100000 |
| Bulkhead (Feed-Through) | HDC 24B ABU | 1212400000 |
| Hood | HDC-HB-24-TSVU1/21P | 1212100000 |
| Cable glands | VG 21-MS68 | 1569110000 |

Metal housing



| Designation | Order No. |
|-------------------|------------|
| HDC-KIT-HE 24.131 | 1712690000 |

| Component | Designation | Order No. |
|-------------------------|---------------------|------------|
| Female | HDC HE 24 FS | 1211300000 |
| Male | HDC HE 24 MS | 1211100000 |
| Bulkhead (Feed-Through) | HDC 24B ABU | 1212400000 |
| Hood | HDC-HB-24-TOVU1/21P | 1211900000 |
| Cable glands | VG 21-MS68 | 1569110000 |

Metal housing



| Designation | Order No. |
|-------------------|------------|
| HDC-KIT-HE 24.230 | 1712730000 |

| Component | Designation | Order No. |
|-------------------------|---------------------|------------|
| Female | DSTV HE BL24 S | 1848590000 |
| Male | HDC HE 24 MS | 1211100000 |
| Bulkhead (Feed-Through) | HDC 24B ABU | 1212400000 |
| Hood | HDC-HB-24-TSVU1/21P | 1212100000 |
| Cable glands | VG 21-MS68 | 1569110000 |

Metal housing

F

Kits with HE inserts, 32 pole

500 V, 16 A

metric versions



| Designation | Order No. |
|---------------------|------------|
| HDC-KIT-HE 32.140 M | 1802370000 |

| Component | Designation | Order No. |
|-------------------------|--------------------|------------|
| Female (2x) | HDC HE 16 FS | 1207700000 |
| Male (2x) | HDC HE 16 MS | 1207500000 |
| Bulkhead (Feed-Through) | HDC 32B ABU | 1217800000 |
| Hood | HDC 32B TSBU 1M32G | 1788400000 |
| Cable glands | VG M32 - MS 68 | 1772240000 |

Metal housing

F

500 V, 16 A



PG versions



| Designation | Order No. |
|-------------------|------------|
| HDC-KIT-HE 32.140 | 1712540000 |

| Component | Designation | Order No. |
|-------------------------|---------------------|------------|
| Female (2x) | HDC HE 16 FS | 1207700000 |
| Male (2x) | HDC HE 16 MS | 1207500000 |
| Bulkhead (Feed-Through) | HDC 32B ABU | 1217800000 |
| Hood | HDC-HB-32-TSVU1/29P | 1217500000 |
| Cable glands | VG 29-MS68 | 1569120000 |

| |
|---------------|
| Metal housing |
|---------------|



Kits with HE inserts, 48 pole

500 V, 16 A



metric versions



| Designation | Order No. |
|---------------------|------------|
| HDC-KIT-HE 48.150 M | 1802360000 |

| Component | Designation | Order No. |
|-------------------------|--------------------|------------|
| Female (2x) | HDC HE 24 FS | 1211300000 |
| Male (2x) | HDC HE 24 MS | 1211100000 |
| Bulkhead (Feed-Through) | HDC 48B ADLU | 1222900000 |
| Hood | HDC HB48 TOVL M40G | 1788340000 |
| Cable glands | VG M40 - MS 68 | 1772250000 |

Metal housing

500 V, 16 A



PG versions



| Designation | Order No. |
|-------------------|------------|
| HDC-KIT-HE 48.150 | 1712550000 |

| Component | Designation | Order No. |
|-------------------------|---------------------|------------|
| Female (2x) | HDC HE 24 FS | 1211300000 |
| Male (2x) | HDC HE 24 MS | 1211100000 |
| Bulkhead (Feed-Through) | HDC 48B ADLU | 1222900000 |
| Hood | HDC-HB-48-TSVL1/29P | 1222600000 |
| Cable glands | VG 29-MS68 | 1569120000 |

| |
|---------------|
| Metal housing |
|---------------|

RockStar® kits

F

Kits with HSB inserts, 6 pole

400 V, 35 A

PG versions



| Designation | Order No. |
|-------------------|-----------|
| HDC-KIT-HSB 06.50 | 172400000 |

| Component | Designation | Order No. |
|-------------------------|---------------------|------------|
| Female | HDC HSB 6 FS | 1498900000 |
| Male | HDC HSB 6 MS | 1498700000 |
| Bulkhead (Feed-Through) | HDC 16B ABU | 1208600000 |
| Hood | HDC-HB-16-TSVU1/21P | 1208400000 |
| Cable glands | VG 21-MS68 | 1569110000 |

Metal housing

F

RockStar® accessories

| | | |
|------------------------------|-------------------------------|------|
| RockStar® accessories | Crimp contacts | G.2 |
| | RailMate mounting rail system | G.8 |
| | Tools | G.10 |
| | Coding | G.12 |
| | Adapter plates / Cover plates | G.13 |
| | Other accessories | G.14 |

Crimp contacts

Overview



G

Crimp contacts

Crimping is an electrically and mechanically safe and reliable connection between conductor and contact. An ideal crimp connection is gas-proof and resistant to corrosion.

Weidmüller crimp contacts are supplied in solid, turned form and are optionally available with gold or silver surface.



Fibre optic contacts.

Optical fibres guarantee interference-free transmission without any feedback – and this without additional overvoltage and explosion protection.

Fibre optic contacts can be used without any EMC problems. Their geometry is the same as the HD contacts so they can be used in HD series inserts and the ConCept modular system.

Fixed pole inserts

Technical data

| | for HD and HDD inserts | for HE and HEE inserts |
|----------------------------|------------------------------|-----------------------------|
| Material | Copper alloy | Copper alloy |
| Surface hard gold-plated | 0.8 µm | 0.8 µm |
| Surface hard silver-plated | 3 µm | 3 µm |
| Contact resistance | ≤ 4 mΩ | ≤ 4 mΩ |
| Clamping range | 0.14 ... 2.5 mm ² | 0.5 ... 4.0 mm ² |
| | 26 ... 14 AWG | 20 ... 12 AWG |
| Stripping length | 8 mm | 7.5 mm |

For HD and HDD inserts

Crimp contacts

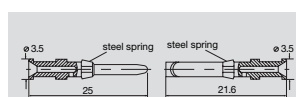
Surface Silver



Surface Gold



| Qty | Male | Order No. | Female | Order No. |
|-------|------------------------|------------|------------------------|------------|
| 100 | HDC-C-HD-SM0.14-0.37AG | 1651520000 | HDC-C-HD-BM0.14-0.37AG | 1651570000 |
| 100 | HDC-C-HD-SM0.5AG | 1651530000 | HDC-C-HD-BM0.5AG | 1651580000 |
| 100 | HDC-C-HD-SM0.75-1.00AG | 1601750000 | HDC-C-HD-BM0.75-1.00AG | 1601760000 |
| 100 | HDC-C-HD-SM1.5AG | 1651550000 | HDC-C-HD-BM1.5AG | 1651600000 |
| 100 | HDC-C-HD-SM2.5AG | 1651560000 | HDC-C-HD-BM2.5AG | 1651610000 |
| <hr/> | | | | |
| 100 | HDC-C-HD-SM0.14-0.37AU | 1651620000 | HDC-C-HD-BM0.14-0.37AU | 1651670000 |
| 100 | HDC-C-HD-SM0.5AU | 1651630000 | HDC-C-HD-BM0.5AU | 1651680000 |
| 100 | HDC-C-HD-SM0.75-1.00AU | 1651640000 | HDC-C-HD-BM0.75-1.00AU | 1651690000 |
| 100 | HDC-C-HD-SM1.5AU | 1651650000 | HDC-C-HD-BM1.5AU | 1651700000 |
| 100 | HDC-C-HD-SM2.5AU | 1651660000 | HDC-C-HD-BM2.5AU | 1651710000 |



| Conductor size | Stripping length |
|-----------------------------|------------------|
| 0.14 - 0.37 mm ² | AWG 26-22 8 mm |
| 0.50 mm ² | AWG 20 8 mm |
| 0.75 - 1.00 mm ² | AWG 18 8 mm |
| 1.50 mm ² | AWG 16 8 mm |
| 2.50 mm ² | AWG 14 8 mm |

Tools



| Crimping tool | Order No. |
|-----------------------------|------------|
| CTX CM 1,6 / 2,5 | 9018490000 |
| Contact release tool | |
| Removal Tool HD | 1866730000 |

For HE and HEE inserts and CM-HE modules

Crimp contacts

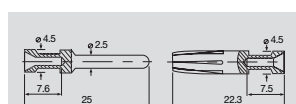
Surface Silver



Surface Gold



| Qty | Male | Order No. | Female | Order No. |
|-------|------------------------|------------|------------------------|------------|
| 100 | HDC-C-HE-SM0.5AG | 1200500000 | HDC-C-HE-BM0.5AG | 1201100000 |
| 100 | HDC-C-HE-SM0.75-1.00AG | 1200600000 | HDC-C-HE-BM0.75-1.00AG | 1201200000 |
| 100 | HDC-C-HE-SM1.5AG | 1200700000 | HDC-C-HE-BM1.5AG | 1201300000 |
| 100 | HDC-C-HE-SM2.5AG | 1200800000 | HDC-C-HE-BM2.5AG | 1201400000 |
| 100 | HDC-C-HE-SM4.0AG | 1200900000 | HDC-C-HE-BM4.0AG | 1201500000 |
| <hr/> | | | | |
| 100 | HDC-C-HE-SM0.5AU | 1651420000 | HDC-C-HE-BM0.5AU | 1651470000 |
| 100 | HDC-C-HE-SM0.75-1.00AU | 1651430000 | HDC-C-HE-BM0.75-1.00AU | 1651480000 |
| 100 | HDC-C-HE-SM1.5AU | 1651440000 | HDC-C-HE-BM1.5AU | 1651490000 |
| 100 | HDC-C-HE-SM2.5AU | 1651450000 | HDC-C-HE-BM2.5AU | 1651500000 |
| 100 | HDC-C-HE-SM4.0AU | 1651460000 | HDC-C-HE-BM4.0AU | 1651510000 |



| Conductor size | Stripping length |
|-----------------------------|------------------|
| 0.50 mm ² | AWG 20 7.5 mm |
| 0.75 - 1.00 mm ² | AWG 18 7.5 mm |
| 1.50 mm ² | AWG 16 7.5 mm |
| 2.50 mm ² | AWG 14 7.5 mm |
| 4.00 mm ² | AWG 12 7.5 mm |

Tools



| Crimping tool | Order No. |
|---|------------|
| CTX CM 1,6 / 2,5 | 9018490000 |
| Crimping tools for 4.00 mm² | |
| CZB 1 | 9012710000 |
| Contact release tool | |
| Removal Tool HE | 1866750000 |

Crimp contacts

For ConCept modular system

Technical data

| | CM-3 | CM-5 | CM-10 | CM-20 | CM-HE |
|----------------------------|----------------------------|------------------------------|------------------------------|-------------------------------|-----------------------------|
| Material | Copper alloy | Copper alloy | Copper alloy | Copper alloy | Copper alloy |
| Surface hard gold-plated | | | 0.8 µm | 0.1 ... 0.2 µm | 0.8 µm |
| Surface hard silver-plated | 3 µm | 3 µm | 3 µm | | 3 µm |
| Contact resistance | ≤ 4 mΩ | ≤ 4 mΩ | ≤ 4 mΩ | ≤ 4 mΩ | ≤ 4 mΩ |
| Clamping range | 1.5 ... 10 mm ² | 0.75 ... 4.0 mm ² | 0.14 ... 2.5 mm ² | 0.08 ... 0.52 mm ² | 0.5 ... 4.0 mm ² |
| | 12 ... 7 AWG | 20 ... 12 AWG | 26 ... 14 AWG | 28 ... 20 AWG | 20 ... 12 AWG |
| Stripping length | 10 mm | 7.8 mm | 8 mm | 2.5 + 0.5 mm | 7.4 mm |

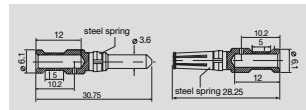
For CM-3 modules

Crimp contacts

Surface Silver



| Qty | Male | Order No. | Female | Order No. |
|-----|-------------------|------------|-------------------|------------|
| 100 | HDC-C-M3-SM1.5AG | 1698120000 | HDC-C-M3-BM1.5AG | 1698130000 |
| 100 | HDC-C-M3-SM2.5AG | 1698140000 | HDC-C-M3-BM2.5AG | 1698150000 |
| 100 | HDC-C-M3-SM4.0AG | 1682260000 | HDC-C-M3-BM4.0AG | 1682270000 |
| 100 | HDC-C-M3-SM6.0AG | 1682280000 | HDC-C-M3-BM6.0AG | 1682290000 |
| 100 | HDC-C-M3-SM10.0AG | 1682300000 | HDC-C-M3-BM10.0AG | 1682310000 |



| Conductor size | Stripping length |
|-----------------------|------------------|
| 1.50 mm ² | AWG 16 10 mm |
| 2.50 mm ² | AWG 14 10 mm |
| 4.00 mm ² | AWG 12 10 mm |
| 6.00 mm ² | AWG 10 10 mm |
| 10.00 mm ² | AWG 7 10 mm |

Tools



| Order No. |
|------------|
| 9018490000 |
| 9018480000 |
| 1700890000 |
| 1866710000 |

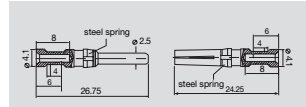
For CM-5 modules

Crimp contacts

Surface Silver



| Qty | Male | Order No. | Female | Order No. |
|-----|------------------------|------------|------------------------|------------|
| 100 | HDC-C-M5-SM0.75-1.00AG | 1682340000 | HDC-C-M5-BM0.75-1.00AG | 1682350000 |
| 100 | HDC-C-M5-SM1.5AG | 1682360000 | HDC-C-M5-BM1.5AG | 1682370000 |
| 100 | HDC-C-M5-SM2.5AG | 1682380000 | HDC-C-M5-BM2.5AG | 1682390000 |
| 100 | HDC-C-M5-SM4.0AG | 1682400000 | HDC-C-M5-BM4.0AG | 1682410000 |



| Conductor size | Stripping length |
|-----------------------------|------------------|
| 0.75 - 1.00 mm ² | AWG 18 8 mm |
| 1.50 mm ² | AWG 16 8 mm |
| 2.50 mm ² | AWG 14 8 mm |
| 4.00 mm ² | AWG 12 8 mm |

Tools



| Order No. |
|------------|
| 9018490000 |
| 1866720000 |

For CM-10 modules

Crimp contacts

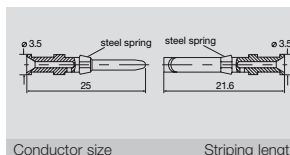
Surface Silver



Surface Gold



| Qty | Male | Order No. | Female | Order No. |
|-----|------------------------|------------|------------------------|------------|
| 100 | HDC-C-HD-SM0.14-0.37AG | 1651520000 | HDC-C-HD-BM0.14-0.37AG | 1651570000 |
| 100 | HDC-C-HD-SM0.5AG | 1651530000 | HDC-C-HD-BM0.5AG | 1651580000 |
| 100 | HDC-C-HD-SM0.75-1.00AG | 1601750000 | HDC-C-HD-BM0.75-1.00AG | 1601760000 |
| 100 | HDC-C-HD-SM1.5AG | 1651550000 | HDC-C-HD-BM1.5AG | 1651600000 |
| 100 | HDC-C-HD-SM2.5AG | 1651560000 | HDC-C-HD-BM2.5AG | 1651610000 |
| 100 | HDC-C-HD-SM0.14-0.37AU | 1651620000 | HDC-C-HD-BM0.14-0.37AU | 1651670000 |
| 100 | HDC-C-HD-SM0.5AU | 1651630000 | HDC-C-HD-BM0.5AU | 1651680000 |
| 100 | HDC-C-HD-SM0.75-1.00AU | 1651640000 | HDC-C-HD-BM0.75-1.00AU | 1651690000 |
| 100 | HDC-C-HD-SM1.5AU | 1651650000 | HDC-C-HD-BM1.5AU | 1651700000 |
| 100 | HDC-C-HD-SM2.5AU | 1651660000 | HDC-C-HD-BM2.5AU | 1651710000 |



| Conductor size | Stripping length |
|-----------------------------|------------------|
| 0.14 - 0.37 mm ² | AWG 26-22 8 mm |
| 0.50 mm ² | AWG 20 8 mm |
| 0.75 - 1.00 mm ² | AWG 18 8 mm |
| 1.50 mm ² | AWG 16 8 mm |
| 2.50 mm ² | AWG 14 8 mm |

Tools



| Crimping tool | Order No. |
|----------------------|------------|
| CTX CM 1.6 / 2.5 | 9018490000 |
| Contact release tool | |
| Removal Tool HD | 1866730000 |

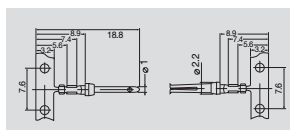
For CM-20 modules

Crimp contacts

Surface Gold



| Qty | Male | Order No. | Female | Order No. |
|-----|-------------------------|------------|-------------------------|------------|
| 300 | HDC-C-M20-SCG0.08-0.2AU | 1682420000 | HDC-C-M20-SCG0.08-0.2AU | 1682430000 |
| 300 | HDC-C-M20-SCG0.2-0.52AU | 1682440000 | HDC-C-M20-SCG0.2-0.52AU | 1682450000 |



| Conductor size | Stripping length |
|-----------------------------|----------------------|
| 0.08 - 0.20 mm ² | AWG 28-24 2.5+0.5 mm |
| 0.20 - 0.52 mm ² | AWG 24-20 2.5+0.5 mm |

Tools



| Crimping tool | Order No. |
|----------------------|------------|
| HDC-CM-20/CZC9428P | 1700900000 |
| Contact release tool | |
| Removal Tool CM20 | 1866740000 |

Crimp contacts

Fibre optic contacts



Fibre-optic cables guarantee interference-free transmission without any feedback.

The new fibre optic contacts enable use of fibre-optic cables in heavy-duty connectors. Their geometry is the same as the tried-and-tested HD contacts for connecting conventional copper wires, so they can be used in HD series inserts and the ConConcept modular system.

It's even possible to connect optical fibres and copper wires in one connector.

The advantages at a glance:

- Immune to electromagnetic interference
- Absolute contact separation
- Weight reduction by dispensing with copper wires
- High transmission capacity and large bandwidth
- All advantages now also available for robust industrial environment
- IP65 class of protection

G

HDC-C-HD ... LWL 1.0 POF

Technical data

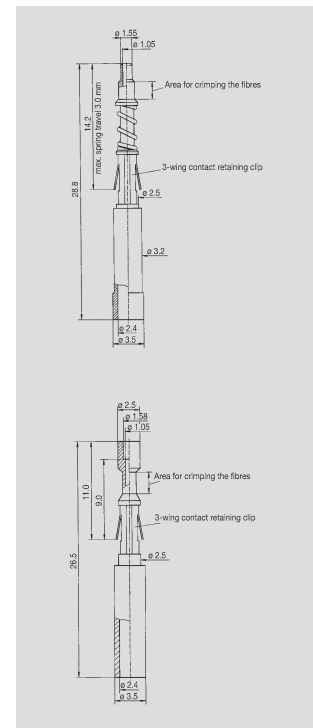
| Connection for POF cable | |
|--|-----------------|
| Maximum outer diameter | 2.2 mm |
| Polymer fibre diameter | 1.0 mm |
| Attenuation | |
| - Requirement to DIN IEC Part 7 Section 2/05,94: | < 3 dB |
| - the HDC-C-HD LWL contacts in plugged-in state: | < 2 dB |
| Mechanical system | |
| Plugging cycles | min. 25 |
| Plugging force | max. 7.5 N/Pol |
| Removal force | max. 7.5 N/Pol |
| Material | |
| Temperature range | -40°C bis +85°C |
| Contact material | Nickel-silver |
| Over-spring | Copper alloy |

Ordering data



| Qty | Male | Order No. | Female | Order No. |
|-----|------------------------|------------|------------------------|------------|
| 5 | HDC-C-HD-S-LWL 1.0 POF | 1773630000 | HDC-C-HD-B-LWL 1.0 POF | 1773640000 |

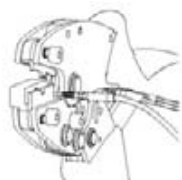
HD inserts must be ordered separately



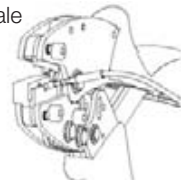
Instructions for assembling fibre optic contacts

1. Cut POF cable (polymer optical fibre) to the required length with cutting tool (we recommend the KT 8).
2. The end face of the fibre of 2.2 mm POF cables must be polished before crimping onto the fibre optic contact. Insert end of POF cable into polishing disc and polish with polishing sheet placed on a smooth surface (e.g. glass plate). Wipe away any residues after polishing. The best optical attenuation values are obtained with wet polishing.
3. Strip sheath of 2.2 mm POF cable to at least 14 mm for female contacts (HDC-C-HD-B-LWL) and at least 19 mm for male contacts (HDC-C-HD-S-LWL).
4. Crimping:
 - A. Insert POF cable into male contact, then both together into the crimping die.
 - B. The female contact has to be inserted angled slightly downwards into the die.
Make sure the end face of the contact and the plastic fibre press against the locator.
 - C. Squeeze the hand levers until the tool unlocks.
 - D. Release option in case of incorrect operation.

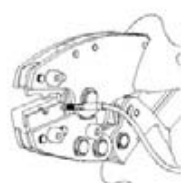
A. Male



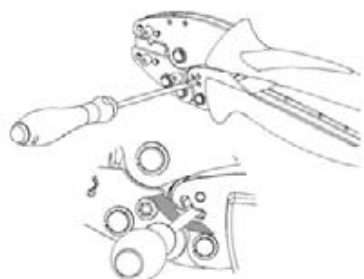
B. Female



C.



D.



Cutting tool – KT 8



Polishing wheel for FO cables – PS LWL/POF



Sheathing stripper for FO cables – AM LWL/POF



Crimping tool – HTX-HDC/POF



Ordering data for tools

| | Qty | Order No. |
|---|-----|------------|
| Cutting tool, positioning sleeve included | | |
| HKT 8 | 1 | 9002650000 |
| Crimping tool for FO set | | |
| HTX-HDC/POF | 1 | 9010950000 |
| Sheathing stripper for FO cable | | |
| AM LWL/POF | 1 | 9020360000 |
| Polishing wheel for FO cable | | |
| PS LWL/POF | 1 | 9020390000 |
| PB LWL/POF | 1 | 9020400000 |
| Polishing sheet, grit 1000 | 1 | 9020400000 |
| Contact removal tool, for removing turned HD and FO contacts | | |
| Removal Tool HD | 1 | 1866730000 |

RailMate mounting rail system**For mounting rail TS 35 x 7.5 and TS 35 x 15**

Cast aluminium housings are not essential within a control cabinet and RailMate may be used as an alternative IP20 solution in order to reduce costs.

This mounting rail system allows you to mount both heavy-duty connector inserts and the ConCept modular connector system on the rail. No tools are needed and connectors are simply snapped in place.

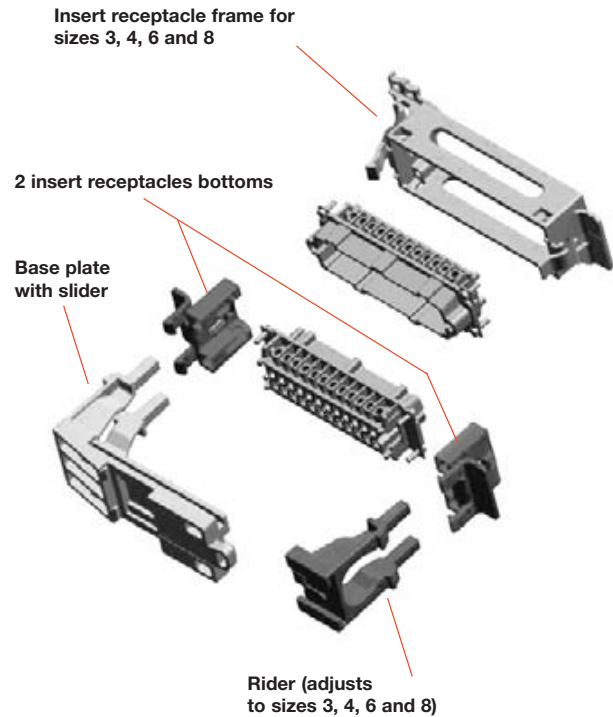
Generous labelling surfaces on the product allow for clear equipment identification.

RailMate enables users to arrange a maximum number of connections in a minimum area within the control cabinet.



Technical data

| | |
|---------------------|------------------------------|
| Material | PC |
| Properties | Phosphorous and halogen free |
| Colour | Pebble grey (RAL 7032) |
| Temperature range | -40°C ... +125°C |
| Flammability rating | V-0 to UL 94 |



Ordering data for individual components

| Type | For inserts size | Qty | Order No. |
|--|------------------|-----|------------|
| Insert receiving frame | | | |
| HDC RailMate HB6 Top | 3 | 10 | 1797540000 |
| HDC RailMate HB10 Top | 4 | 10 | 1797550000 |
| HDC RailMate HB16 Top | 6 | 10 | 1797560000 |
| HDC RailMate HB24 Top | 8 | 10 | 1797570000 |
| Base plate, tab and 2 bottom insert receptacles | | | |
| HDC RailMate Basis | 3, 4, 6, 8 | 1 | 1797580000 |

Ordering data for sets

| Type | For inserts size | Qty | Order No. |
|-----------------------|------------------|-----|------------|
| HDC RailMate HB6 Set | 3 | 1 | 1797500000 |
| HDC RailMate HB10 Set | 4 | 1 | 1797510000 |
| HDC RailMate HB16 Set | 6 | 1 | 1797520000 |
| HDC RailMate HB24 Set | 8 | 1 | 1797530000 |

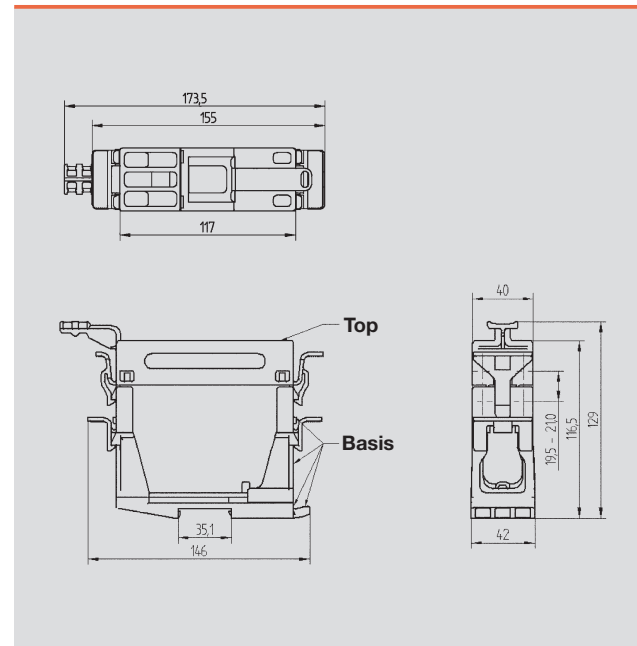
Each set consists of:

- 1 base plate
- 1 slider
- 2 bottom insert receptacles
- 1 insert receiving frame

Accessories

| Type | | Qty | Order No. |
|--|--|-----------|------------|
| Coding set | | | |
| HDC RailMate COS | 50 pins and plugs 6 different code variations | 1 | 1798260000 |
| Marking labels for laser printers (1 sheet = 264 labels) | | | |
| LM MT 300 20/8 | silver | 10 sheets | 1686380001 |
| LM MT 300 20/8 | white | 10 sheets | 1686381044 |
| LM MT 300 20/8 | yellow | 10 sheets | 1686381687 |
| Marking labels for thermal transfer printers (1 Roll = 10,000 labels) | | | |
| THM MT30X 32/9 | silver | 1 Roll | 1751770001 |
| LM MT 300 20/8 | white | 1 Roll | 1751771044 |
| LM MT 300 20/8 | yellow | 1 Roll | 1751771687 |

Dimensions



Tools

Crimping tools

- Automatic lock guarantees quality crimp
- Release option in case of incorrect operation
- With stop for exact positioning of contacts

CTX CM 1.6 / 2.5 + CM 3.6

for turned contacts



- CTX CM 1.6/2.5** (0.14 ... 2.5 mm²)
- turned HD contacts
 - turned HE contacts
 - ConCept contacts

- CTX CM 3.6** (4.0 ... 10.0 mm²)
- turned HD contacts
 - ConCept M3 contacts and similar designs

CZB1 + HDC-CM-3

for turned contacts



- CZB1**
- Crimping tool for HE series male and female contacts in the size range 0.5 ... 4.0 mm²
- 4-indent crimp

- HDC-CM-3**
- Crimping tool for male and female contacts of CM-3 modules in the size range 1.5 ... 10 mm²
- 4-indent crimp

HDC-CM 20




Crimping tool



- HDC-CM-20**
- Crimping tool for diameters of 1.0 mm. D-Sub contacts with 0.08 ... 0.52 mm² conductor size of ConCept CM-20 module

Length = 230 mm
Weight = 650 g

G



Technical data

| Contact description | |
|---------------------|----|
| Type of contact | |
| Crimp ranges | |
| Tools data | |
| Length | mm |
| Weight | g |
| Note | |

| CTX CM 1.6/2.5 | CTX CM 3.6 |
|------------------------------|--------------------------|
| turned contacts | turned contacts |
| 0.14 ... 2.5 mm ² | 4 ... 10 mm ² |
| 0.14 ... 0.5 mm ² | 4 mm ² |
| 0.75 ... 1 mm ² | 6 mm ² |
| 1.5 mm ² | 10 mm ² |

| CZB1 | HDC-CM-3 |
|---------------------------|----------------------------|
| HE contacts | CM-3 contacts |
| 0.5 ... 4 mm ² | 1.5 ... 10 mm ² |

Ordering data

| Type | Qty | Order No. |
|----------------|-----|------------|
| CTX CM 1.6/2.5 | 1 | 9018490000 |
| CTX CM 3.6 | 1 | 9018480000 |

| Type | Qty | Order No. |
|----------|-----|------------|
| CZB1 | 1 | 9012710000 |
| HDC-CM-3 | 1 | 1700890000 |

Ordering data

| Type | Qty | Order No. |
|-----------|-----|------------|
| HDC CM 20 | 1 | 1700900000 |

Removal tools

Contact removal tools



(a) (b) (c) (d)

Removal tools (a-c)
for contacts CM3, CM5, HD,
CM20, HE

HDC-DW-MOD

Module removal tool



Tool for removing ConCept modules
from the frame

... POF

Optical fibre tools



POF sheath stripping tool AM LWL/POF

For stripping the sheathing of
polymer optical fibre cables.

- Length stop with scale integrated
in the tool
- Stripping direction along the fibre
- No damage to fibres

Polishing wheel (PS LWL/POF) Polishing sheet (PB LWL/POF)

for polishing the cut face of optical
fibres.



Crimping tool for optical fibre contacts HTX HDC/POF

- One tool for male and female
contacts
- Locator on tool
- No positioning of locator needed
- Release option in case of
incorrect operation
- Contacts insert from the side

Contacts:

- Fibre optic HD contacts for
1.0 mm cross-section POF

Ordering data

| Type | Qty | Order No. |
|--------------------|-----|------------|
| Removal Tool CM 3 | 1 | 1866710000 |
| Removal Tool CM 5 | 1 | 1866720000 |
| Removal Tool HD | 1 | 1866730000 |
| Removal Tool CM 20 | 1 | 1866740000 |
| Removal Tool HE | 1 | 1866750000 |
| DW RSV 1.6 | 1 | 9004530000 |

Ordering data

| Type | Qty | Order No. |
|------------|-----|------------|
| HDC-DW-MOD | 1 | 1688200000 |

Ordering data

| Type | Qty | Order No. |
|-------------|-----|------------|
| AM LWL/POF | | 9020360000 |
| PS LWL/POF | | 9020390000 |
| PB LWL/POF | | 9020400000 |
| HTX-HDC/POF | | 9010950000 |

Coding

Coding pins

Where several connectors of similar type are arranged on a machine, it is essential to avoid the risk of connectors being inserted in the wrong place.

If you have up to 6 connectors to code, Weidmüller coding pins are the simplest solution. They allow 6 secure coding variations.

In this case, you substitute 2 M3 fastening screws on the female insert by coding pins. On the male insert, you leave the opposing fastening screws where they are and substitute the others by coding pins. You then have a pair of inserts that fit together. The coding diagram illustrates the system.

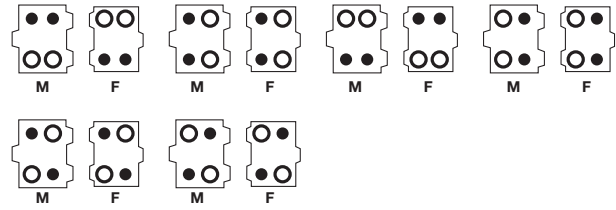
Ordering data



| Type | Qty | Order No. |
|---------|-----|------------|
| SPB-M 3 | 10 | 1203600000 |

Allow 4 coding pins for each connector.

Coding arrangement for coding pins



Coding system

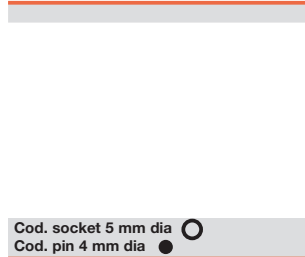
G

If you have more than 6 connectors of similar type to code, you need coding pins and coding sockets.

Replace all M3 fastening screws of an insert by 2 coding pins and 2 coding sockets. You then fit 2 coding pins and 2 coding sockets to the mating insert, however in complementary arrangement.

Fit coding pins to the other connectors in the same way, but with a different arrangement. The coding diagram illustrates the system.

Ordering data



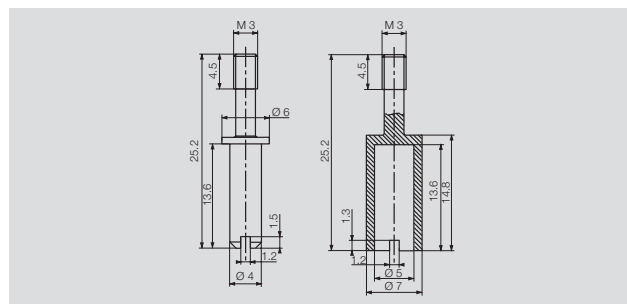

Cod. socket 5 mm dia

Cod. pin 4 mm dia


| Type | Qty | Order No. |
|------------|-----|------------|
| DSTV COST4 | 100 | 1471300000 |
| DSTV COST5 | 100 | 1471500000 |

Allow 4 coding pins for each connector

Coding arrangement for coding sockets/pins



Adapter plates, plastic



Cover plates



Adapter plates, SUB-D



Ordering data


| Type | Size | Qty | Order No. |
|---------------|------|-----|------------|
| orange | | | |
| ADP-8/3-OR | 3 | 10 | 1664980000 |
| ADP-8/4-OR | 4 | 10 | 1665000000 |
| ADP-8/6-OR | 6 | 10 | 1665020000 |
| grey | | | |
| ADP-8/3-GR | 3 | 10 | 1664990000 |
| ADP-8/4-GR | 4 | 10 | 1665010000 |
| ADP-8/6-GR | 6 | 10 | 1665030000 |

| Type | Size | Qty | Order No. |
|------------------------|------|-----|------------|
| Sheet steel | | | |
| ABD-1 sheet steel | 1 | 10 | 9457300000 |
| Plastic, grey | | | |
| ABD-2-GR | 2 | 10 | 1664330000 |
| ABD-3-GR | 3 | 10 | 1664350000 |
| ABD-4-GR | 4 | 10 | 1664360000 |
| ABD-5-GR | 5 | 10 | 1664370000 |
| ABD-6-GR | 6 | 10 | 1664390000 |
| ABD-8-GR | 8 | 10 | 1664970000 |
| Plastic, orange | | | |
| ABD-8-OR | 8 | 10 | 1664960000 |


| Type | Aperture | Qty | Order No. |
|---------------|--------------|-----|------------|
| Size 3 | | | |
| ADS/6-1/9 | 1 x SUB-D 9 | 10 | 1665940000 |
| ADS/6-2/9 | 2 x SUB-D 9 | 10 | 1665950000 |
| ADS/6-1/15 | 1 x SUB-D 15 | 10 | 1666200000 |
| ADS/6-2/15 | 2 x SUB-D 15 | 10 | 1666210000 |
| Size 4 | | | |
| ADS/10-1/25 | 1 x SUB-D 25 | 10 | 1666220000 |
| ADS/10-2/25 | 2 x SUB-D 25 | 10 | 1666230000 |
| Size 6 | | | |
| ADS/16-1/25 | 1 x SUB-D 25 | 10 | 1666320000 |
| ADS/16-2/25 | 2 x SUB-D 25 | 10 | 1666330000 |
| ADS/16-1/37 | 1 x SUB-D 37 | 10 | 1666340000 |
| ADS/16-2/37 | 2 x SUB-D 37 | 10 | 1666350000 |
| ADS/16-1/50 | 1 x SUB-D 50 | 10 | 1666460000 |

Other accessories


Gaskets



Locking foot for TS 35 mounting rail



Locking hook



Example: DSTV-TS

G

Ordering data

| Type | for mounted housing | Qty | Order No. |
|-----------------|---------------------|-----|------------|
| HDC-HA3 FD | HA-3 | 5 | 1739220000 |
| HDC-HA10 FD | HA-10 | 5 | 1739200000 |
| HDC-HA16 FD | HA-16 | 5 | 1739190000 |
| HDC-HA32 FD | HA-32 | 5 | 1739210000 |
| HDC-HA48 FD | HA-48 | 5 | 1855950000 |
| HDC-HB6 FD | HB-6 | 5 | 1855960000 |
| HDC-HB10 FD | HB-10 | 5 | 1855970000 |
| HDC-HB16 FD | HB-16 | 5 | 1855980000 |
| HDC-HB24 FD | HB-24 | 5 | 1855990000 |
| HDC-HB32 FD | HB-32 | 5 | 1856000000 |
| HDC-HB48 FD | HB-48 | 5 | 1856010000 |
| HDC-HB10 AWL FD | HB-10 AWL | 5 | 1855680000 |

| Type | Qty | Order No. |
|--------------|-----|------------|
| DSTV-TS 6-24 | 10 | 1595220000 |

| Type | Qty | Order No. |
|------------------|-----|------------|
| DSTV-TS 6 VH | 10 | 1595220000 |
| DSTV-TS 10-24 VH | 10 | 1595240000 |

For all inserts apart from HA and all inserts of size 1

For all inserts apart from HA and all inserts of size 1

**Shield lever for sizes 3 (06B), 4 (10B), 6 (16B) and 8 (24B)
for fitting of shield clamps or KLBÜ 3–8 SC**

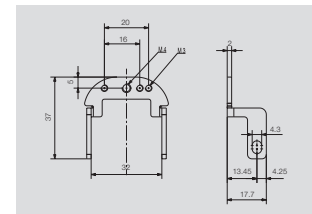
Technical data

| | |
|--|---|
| Use | Clamping of the shield |
| Fastening of shield lever | To PE terminal, both sides, 2nd screw for fixing |
| Cable connection system | Shield clamp or KLBÜ clamping yoke |
| No. shield clamps or KLBÜ clamping yokes | |
| Size 3 (06B) | 1* or 1 |
| Size 4 (10B) | 2* or 2 |
| Size 6 (16B) | 3* or 3 |
| Size 8 (24B) | 5* or 5 |
| | * Fastening points of shield clamp, 16 mm spacing |
| Clamping range shield clamp | see page G.16 |
| Material | Steel |
| Surface | Galvanised |
| Temperature range | -40°C ... +125°C |

Shield lever

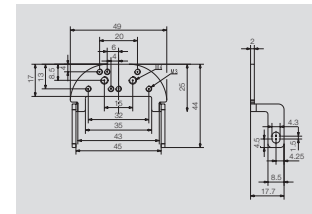
HDC SHIELD LEVER 3 SC

| Type | Order No. |
|-----------------------|------------|
| HDC SHIELD LEVER 3 SC | 1867390000 |



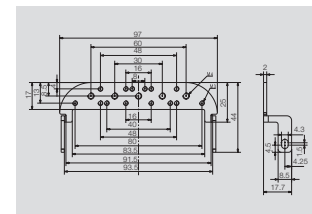
HDC SHIELD LEVER 4 SC

| Type | Order No. |
|-----------------------|------------|
| HDC SHIELD LEVER 4 SC | 1867370000 |



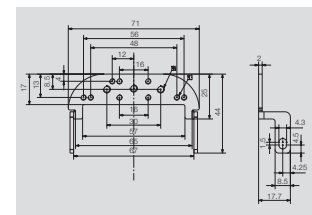
HDC SHIELD LEVER 6 SC

| Type | Order No. |
|-----------------------|------------|
| HDC SHIELD LEVER 6 SC | 1867380000 |



HDC SHIELD LEVER 8 SC

| Type | Order No. |
|-----------------------|------------|
| HDC SHIELD LEVER 8 SC | 1867360000 |



G

Other accessories

Shield clamps for shield levers
of size 3 (06B), 4 (10B), 6 (16B) and 8 (24B)

Technical data

| | | |
|-----------------------------|-------------------------------------|-----------------------------|
| Use | Clamps shield on the shield lever | |
| Fastening of shield lever | With supplied fastening accessories | |
| Clamping range shield clamp | Cable diameter mm | Gauge of fastening holes mm |
| Shield clamp 10 mm | 10 | 20 |
| Shield clamp 9 mm | 9 | 20 |
| Shield clamp 8 mm | 8 | 20 |
| Shield clamp 7 mm | 7 | 20 |
| Shield clamp 6 mm | 6 | 16 |
| Shield clamp 5 mm | 5 | 16 |
| Shield clamp 4.5mm | 4.5 | 16 |
| Material | Steel | |
| Surface | Galvanised | |
| Temperature range | -40°C ... +125°C | |

Shield clamps

| Type | Order No. |
|-----------------------|------------|
| HDC Shield Clamp 10.0 | 1912250000 |
| HDC Shield Clamp 9 | 1912240000 |
| HDC Shield Clamp 8 | 1912230000 |
| HDC Shield Clamp 7 | 1912220000 |
| HDC Shield Clamp 6 | 1912210000 |
| HDC Shield Clamp 5 | 1912200000 |
| HDC Shield Clamp 4.5 | 1912190000 |



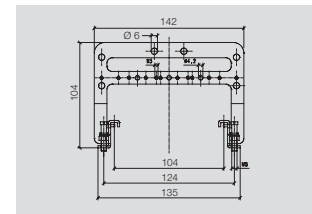
HDC GRIP PANEL 8 SC

Technical data

| | |
|--------------------------------------|--|
| Use | To establish direct contact to bulkhead Fastened with integrated M5 screws |
| Advantages | Broad contact surface gives large-area contact Low contact resistance; high torsional rigidity Shield can be connected to grip panel |
| Material data Grip Panel 8 SC | |
| Material | Steel |
| Surface | Galvanised |
| Temperature range | -40°C to +125°C |
| System data | |
| Size | 24B or 8 KLBÜ and shield clamps can be used Cable ties can be used for fixing cable |

Grip panel

| Type | Order No. |
|---------------------|------------|
| HDC GRIP PANEL 8 SC | 1934770000 |



Cable entries and Cabtite

Cable entries and Cabtite

| | |
|--|------|
| Selection guide | H.2 |
| Standard cable glands – plastic | H.6 |
| Standard cable glands – brass | H.8 |
| Cable glands for Ex applications – plastic | H.10 |
| Cable glands for Ex applications – brass | H.11 |
| Thread sealing rings | H.12 |
| Blanking plugs | H.13 |
| Cabtite – Cable entry system | H.14 |
| Cabtite – Cable grommets | H.15 |
| Cabtite – Cable entry frames | H.16 |
| Cabtite – Separable cable glands | H.19 |

Overview

In this section of the catalogue, we offer you a selected range of cable glands specifically for use with the heavy-duty connectors.







Our complete range can be found in the Enclosures catalogue.

H




Cable glands

The tables below provide an overview of the Weidmüller cable glands and the recommended accessories.



Standard glands

| Material/Type | Approvals | | | | Thread sealing rings | | | Locknuts | | | | |
|--|------------------------|--------------|----|-----|----------------------|------------------|-----------------|----------|---------------------|----------------------|--------------------|-----------------------|
| | IP class of protection | | EX | EMV | Armou- ring | CSM GWDR...Po | CR GWDR...NP | O-ring | grey SKMU...K GR | black SKMU...K SW | brass SKMU...MS | MS EMC SKMU EMV... |
| | without seal | with seal | | | | | | | | | | |
| Plastic | | | | | | | | | | | | |
|  VG ... K67 | IP67 | | | | | | | | ● | | | |
|  VG ... K68 | IP68 / 5 bar | | | | | | | | ● | | | |
|  VG ... K68 SKS | IP68 / 5 bar | | | | | | | | ● | | | |
| Nickel-plated brass | | | | | | | | | | | | |
|  VG ... MS54 | IP54 | IP65 | | | | optional | | | | | ● | |
|  VG ... MS68 | | IP68 / 5 bar | | | | | included | | | | ● | |
|  VG ... MS54-ZE | IP54 | IP65 | | | | optional | | | | | ● | |
| Stainless steel glands on request | | | | | | | | | | | | |

Cable glands Ex

| Material/Type | Approvals | | | | Thread sealing rings | | | Locknuts | | | | |
|---|------------------------|---------------|------|-----|----------------------|------------------|-----------------|----------|---------------------|----------------------|--------------------|-----------------------|
| | IP class of protection | | EX | EMV | Armou- ring | CSM GWDR...Po | CR GWDR...NP | O-ring | grey SKMU...K GR | black SKMU...K SW | brass SKMU...MS | MS EMC SKMU EMV... |
| | without seal | with seal | | | | | | | | | | |
| Plastic Ex | | | | | | | | | | | | |
|  VG ... Exe SW | IP66 | IP68 | Exe | | | | optional | | | ● | | |
|  VG ... Exi BL | IP66 | IP68 | EExi | | | | optional | | | ● | | |
| Nickel-plated brass Ex | | | | | | | | | | | | |
|  VG ... Exe MS | | IP68 / 20 bar | Exe | | | | included | | | | ● | ● |
| Stainless steel glands on request | | | | | | | | | | | | |

Blanking plugs

| Material/Type | Approvals | | | Thread sealing rings | | | Locknuts | | | |
|---|------------------------|-----------|----|----------------------|-----------------|----------|---------------------|----------------------|--------------------|-----------------------|
| | IP class of protection | | EX | CSM GWDR...Po | CR GWDR...NP | O-ring | grey SKMU...K GR | black SKMU...K SW | brass SKMU...MS | MS EMC SKMU EMV... |
| | without seal | with seal | | | | | | | | |
| Plastic | | | | | | | | | | |
|  VP ... K54 | IP54 | IP66 | | | | | ● | ● | | |
| Nickel-plated brass | | | | | | | | | | |
|  VP ... MS65 | | IP68 | | | | included | | | ● | ● |

H

| Cross-section | No. of cores | appr. cable mm |
|--|--------------|----------------|
| 1.5 mm² AWG 16 | 2 | 8.0 - 11.0 |
| | 3 | 8.7 - 11.0 |
| | 4 | 9.7 - 11.8 |
| | 5 | 10.8 - 13.0 |
| | 6 | 10.8 - 14.2 |
| | 7 | 10.8 - 14.2 |
| | 8 | 13.2 - 16.6 |
| | 11 | 13.6 - 16.8 |
| | 12 | 17.6 - 16.8 |
| | 14 | 14.4 - 17.6 |
| | 16 | 15.8 - 18.4 |
| | 18 | 16.6 - 19.2 |
| | 20 | 17.4 - 20.0 |
| | 25 | 20.2 - 23.0 |
| | 32 | 23.8 - 24.5 |
| | 34 | 22.6 - 25.4 |
| | 42 | 25.8 - 29.0 |
| | 50 | 27.0 - 30.2 |
| | 56 | 27.8 - 31.0 |
| 61 | 28.6 - 31.8 | |
| 80 | 33.0 - 36.4 | |
| 90 | 34.6 - 37.6 | |
| 100 | 37.8 - 41.4 | |

| Cross-section | No. of cores | appr. cable mm |
|---|--------------|----------------|
| 2.5 mm² AWG 12 - 14 | 2 | 9.8 - 12.8 |
| | 3 | 10.6 - 13.4 |
| | 4 | 11.7 - 14.4 |
| | 5 | 13.0 - 16.4 |
| | 6 | 13.3 - 16.7 |
| | 7 | 13.3 - 16.7 |
| | 8 | 17.4 - 20.8 |
| | 11 | 18.0 - 20.6 |
| | 16 | 20.6 - 23.4 |
| | 18 | 21.7 - 24.5 |
| | 25 | 26.4 - 29.6 |
| | 34 | 31.3 - 33.1 |
| | 50 | 37.0 - 39.4 |
| | 61 | 39.0 - 41.5 |

| Cross-section | No. of cores | appr. cable mm |
|---|--------------|----------------|
| 4 mm² AWG 10 - 12 | 2 | 10.7 - 14.1 |
| | 4 | 13.0 - 16.4 |
| | 5 | 14.3 - 17.7 |
| | 7 | 16.2 - 19.6 |
| | 11 | approx. 24.5 |

| Metric thread | | |
|---------------|----|----------|
| 12 | 16 | 20 |
| | 16 | 20 25 |
| | 16 | 20 25 |
| | | 20 25 |
| | | 20 25 |
| | | 20 25 |
| | | 25 32 |
| | | 25 32 |
| | | 25 32 |
| | | 25 32 |
| | | 25 32 |
| | | 25 32 |
| | | 25 32 40 |
| | | 32 40 |
| | | 40 |
| | | 40 |
| | | 40 50 |
| | | 40 50 |
| | | 40 50 |
| | | 40 50 |
| | | 50 63 |
| | | 50 63 |
| | | 50 63 |

| Metric thread | | |
|---------------|----|----------|
| 16 | 20 | 25 |
| | 20 | 25 |
| | 20 | 25 |
| | 20 | 25 32 |
| | | 25 32 |
| | | 25 32 |
| | | 25 32 40 |
| | | 25 32 40 |
| | | 32 40 |
| | | 40 |
| | | 40 50 |
| | | 40 50 |
| | | 40 50 |
| | | 50 63 |
| | | 50 63 |

| Metric thread | | |
|---------------|----|----|
| 20 | 25 | |
| | 25 | 32 |
| | 25 | 32 |
| | 25 | 32 |
| | | 40 |

| PG thread with onion gasket | | | |
|-----------------------------|----|------|-------|
| 9 | 11 | 13.5 | 16 |
| 9 | 11 | 13.5 | 16 |
| 9 | 11 | 13.5 | 16 |
| | 11 | 13.5 | 16 |
| | 11 | 13.5 | 16 |
| | | 13.5 | 16 21 |
| | | 13.5 | 16 21 |
| | | 13.5 | 16 21 |
| | | 16 | 21 |
| | | 16 | 21 |
| | | 21 | 29 |
| | | 21 | 29 |
| | | 21 | 29 |
| | | 29 | 36 |
| | | 29 | 36 |
| | | 29 | 36 |
| | | 29 | 36 |
| | | 29 | 36 |
| | | 36 | 42 |
| | | 36 | 42 |
| | | 36 | 42 |

| PG thread with onion gasket | | | |
|-----------------------------|----|------|-------|
| 9 | 11 | 13.5 | 16 |
| | 11 | 13.5 | 16 |
| | 11 | 13.5 | 16 |
| | | 13.5 | 16 21 |
| | | 13.5 | 16 21 |
| | | 13.5 | 16 21 |
| | | 21 | 29 |
| | | 21 | 29 |
| | | 21 | 29 |
| | | 29 | 36 |
| | | 29 | 36 |
| | | 36 | 42 |
| | | 36 | 42 |
| | | 36 | 42 |

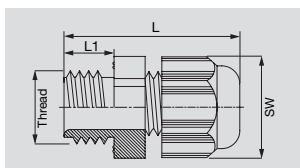
| PG thread with onion gasket | | | |
|-----------------------------|------|----|-------|
| 11 | 13.5 | 16 | 21 |
| | 13.5 | 16 | 21 |
| | 16 | 21 | |
| | | 21 | 29 36 |
| | | 29 | 36 |

Standard cable glands – plastic

Glands – plastic – IP67



Inexpensive alternative for industrial applications - without approvals.



Technical data

| | |
|-------------------------------|------------------------|
| Material / colour | Polyamide 6 / RAL 7035 |
| Sealing ring / Sealing insert | - / TPE |
| Temperature range | -20 °C ... 80 °C |
| Class of protection | IP 67 |

Note Version with moulded sealing lip
Length L varies depending on the cable diameter used

Ordering data

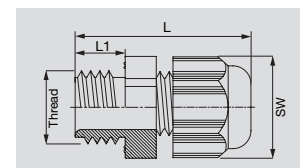
| Type | Thread-size | KB | L/L1 | SW | Qty. | Order No. |
|---------------|-------------|---------|-----------|----|------|------------|
| metric | | | | | | |
| VG M12-K67 | M 12 x 1.5 | 3 - 6.5 | 23.9 / 8 | 15 | 100 | 1909660000 |
| VG M16-K67 | M 16 x 1.5 | 4 - 8 | 27.7 / 8 | 19 | 50 | 1909670000 |
| VG M16-K67 | M 16 x 1.5 | 5 - 10 | 29 / 10 | 22 | 50 | 1909680000 |
| VG M20-K67 | M 20 x 1.5 | 6 - 12 | 29.2 / 10 | 24 | 50 | 1909690000 |
| VG M20-K67 | M 20 x 1.5 | 10 - 14 | 32.8 / 10 | 27 | 50 | 1909700000 |
| VG M25-K67 | M 25 x 1.5 | 13 - 18 | 37.9 / 10 | 33 | 25 | 1909710000 |
| VG M32-K67 | M 32 x 1.5 | 18 - 25 | 40.7 / 10 | 42 | 20 | 1909720000 |
| VG M40-K67 | M 40 x 1.5 | 22 - 32 | 51.3 / 10 | 53 | 10 | 1909730000 |
| VG M50-K67 | M 50 x 1.5 | 30 - 38 | 53.5 / 18 | 60 | 10 | 1909740000 |
| VG M63-K67 | M 63 x 1.5 | 34 - 44 | 55 / 18 | 65 | 10 | 1909750000 |
| PG | | | | | | |
| VG PG7-K67 | PG 7 | 3 - 6.5 | 23.9 / 8 | 15 | 100 | 1909760000 |
| VG PG9-K67 | PG 9 | 4 - 8 | 27.7 / 8 | 19 | 50 | 1909770000 |
| VG PG11-K67 | PG 11 | 5 - 10 | 29 / 8 | 22 | 50 | 1909780000 |
| VG PG13,5-K67 | PG 13.5 | 6 - 12 | 29.2 / 9 | 24 | 50 | 1909790000 |
| VG PG16-K67 | PG 16 | 10 - 14 | 32.8 / 9 | 27 | 50 | 1909800000 |
| VG PG21-K67 | PG 21 | 13 - 18 | 37.9 / 11 | 33 | 25 | 1909810000 |
| VG PG29-K67 | PG 29 | 18 - 25 | 40.7 / 11 | 42 | 20 | 1909820000 |
| VG PG36-K67 | PG 36 | 22 - 32 | 51.3 / 13 | 53 | 10 | 1909830000 |
| VG PG42-K67 | PG 42 | 30 - 38 | 53.5 / 13 | 60 | 10 | 1909840000 |
| VG PG48-K67 | PG 48 | 34 - 44 | 55 / 14 | 65 | 10 | 1909850000 |

no approvals

Glands – plastic – IP68



Plastic cable gland for industrial applications where class of protection IP 68 is called for.



Technical data

| | |
|-------------------------------|------------------------------|
| Material / colour | Polyamide 6 / RAL 7035 |
| Sealing ring / Sealing insert | - / CR |
| Temperature range | -30 °C ... 80 °C |
| Class of protection | IP 68 - 5 bar |
| Standard | EN 50262 (for metric thread) |

Note Version with moulded sealing lip
Length L varies depending on the cable diameter used

Ordering data

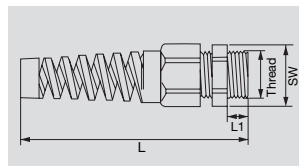
| Type | Thread-size | KB | L/L1 | SW | Qty. | Order No. |
|---------------|-------------|----------|-----------|----|------|------------|
| metric | | | | | | |
| VG M12-1/K68 | M 12 x 1.5 | 3 - 6.5 | 32.4 / 8 | 15 | 100 | 1772280000 |
| VG M16-1/K68 | M 16 x 1.5 | 4.5 - 10 | 35.7 / 10 | 22 | 50 | 1909860000 |
| VG M20-1/K68 | M 20 x 1.5 | 6 - 12 | 41.2 / 10 | 24 | 50 | 1772300000 |
| VG M25-1/K68 | M 25 x 1.5 | 11 - 17 | 43.2 / 8 | 29 | 25 | 1909870000 |
| VG M32-1/K68 | M 32 x 1.5 | 15 - 21 | 50.7 / 10 | 36 | 20 | 1909880000 |
| VG M40-1/K68 | M 40 x 1.5 | 19 - 28 | 55.2 / 10 | 46 | 10 | 1909890000 |
| VG M50-1/K68 | M 50 x 1.5 | 27 - 38 | 70.3 / 18 | 60 | 10 | 1909900000 |
| VG M63-1/K68 | M 63 x 1.5 | 34 - 44 | 72.9 / 18 | 65 | 10 | 1772350000 |
| PG | | | | | | |
| VG 7-K68 | PG 7 | 3 - 6.5 | 30.5 / 8 | 15 | 100 | 1568970000 |
| VG 9-K68 | PG 9 | 4 - 8 | 34 / 8 | 19 | 50 | 1568980000 |
| VG 11-K68 | PG 11 | 5 - 10 | 37 / 8 | 22 | 50 | 1568990000 |
| VG 13,5-K68 | PG 13.5 | 6 - 12 | 39 / 9 | 24 | 50 | 1569000000 |
| VG 16-K68 | PG 16 | 10 - 14 | 42.5 / 10 | 27 | 50 | 1569010000 |
| VG 21-K68 | PG 21 | 13 - 18 | 48 / 11 | 33 | 25 | 1569020000 |
| VG 29-K68 | PG 29 | 18 - 25 | 53 / 11 | 42 | 20 | 1569030000 |
| VG 36-K68 | PG 36 | 22 - 32 | 65 / 13 | 53 | 10 | 1569040000 |
| VG 42-K68 | PG 42 | 30 - 38 | 68 / 13 | 60 | 10 | 1569050000 |
| VG 48-K68 | PG 48 | 34 - 44 | 69 / 14 | 65 | 10 | 1718770000 |

VDE for metric version

Glands – plastic – SKS



Plastic gland with spiral antikink protection especially for flexible connections.



Technical data

| | |
|-------------------------------|------------------------------|
| Material / colour | Polyamide 6 / RAL 7035 |
| Sealing ring / Sealing insert | - / CR |
| Temperature range | -30 °C ... 80 °C |
| Class of protection | IP 68 - 5 bar |
| Standard | EN 50262 (for metric thread) |

| | |
|-------------|--|
| Note | Version with moulded sealing lip Length L varies depending on the cable diameter used |
|-------------|--|

Ordering data

| Type | Thread-size | KB | L/L1 | SW | Qty. | Order No. |
|-----------------|-------------|---------|----------|----|------|------------|
| metric | | | | | | |
| VG M12-K68 SKS | M 12 x 1.5 | 3 - 6.5 | 66.5 / 8 | 15 | 100 | 1776700000 |
| VG M16-K68 SKS | M 16 x 1.5 | 5 - 10 | 80 / 10 | 22 | 50 | 1776710000 |
| VG M20-K68 SKS | M 20 x 1.5 | 6 - 12 | 106 / 11 | 24 | 50 | 1778860000 |
| VG M20-K68 SKS | M 20 x 1.5 | 10 - 14 | 106 / 15 | 27 | 50 | 1776720000 |
| VG M25-K68 SKS | M 25 x 1.5 | 13 - 18 | 129 / 15 | 33 | 25 | 1776730000 |
| PG | | | | | | |
| VG 7-K68 SKS | PG 7 | 3 - 6.5 | 62 / 8 | 15 | 50 | 1720470000 |
| VG 9-K68 SKS | PG 9 | 4 - 8 | 78 / 8 | 19 | 50 | 1720480000 |
| VG 11-K68 SKS | PG 11 | 5 - 10 | 84 / 8 | 22 | 100 | 1720490000 |
| VG 13,5-K68 SKS | PG 13,5 | 6 - 12 | 105 / 9 | 24 | 50 | 1720500000 |
| VG 16-K68 SKS | PG 16 | 10 - 14 | 117 / 10 | 27 | 25 | 1720510000 |
| VG 21-K68 SKS | PG 21 | 13 - 18 | 130 / 11 | 33 | 20 | 1720520000 |

VDE for metric version

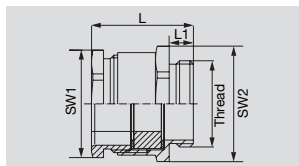
H

Standard cable glands – brass

Glands – brass – IP54



Brass cable gland for industrial applications.



Technical data

| | |
|---------------------------------|----------------------|
| Material | Brass, nickel-plated |
| Sealing ring / Sealing insert | - / soft rubber |
| Temperature range | -20 °C ... 60 °C |
| Class of protection / with GWDR | IP 54 / IP 65 |
| Standard | DIN 46320 / C4 |

| | |
|-------------|--|
| Note | Optional sealing ring Length L varies depending on the cable diameter used. |
|-------------|--|

Ordering data

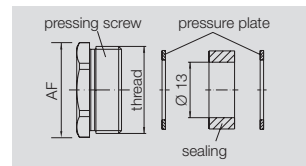
| Type metric | Thread-size | KB | L/L1 | SW1/SW2 | Qty. | Order No. |
|--------------|-------------|---------|------------|---------|------|------------|
| VG M12-MS54 | M 12 x 1.5 | 5 - 7 | 21.5 / 6 | 14 / 13 | 100 | 1778410000 |
| VG M12-MS54 | M 12 x 1.5 | 6 - 8 | 22 / 6 | 17 / 15 | 100 | 1778400000 |
| VG M16-MS54 | M 16 x 1.5 | 8 - 10 | 26 / 6 | 20 / 18 | 100 | 1778390000 |
| VG M20-MS54 | M 20 x 1.5 | 8 - 10 | 26.5 / 6.5 | 22 / 18 | 50 | 1778380000 |
| VG M20-MS54 | M 20 x 1.5 | 10 - 12 | 26.5 / 6.5 | 22 / 20 | 50 | 1778370000 |
| VG M25-MS54 | M 25 x 1.5 | 12 - 14 | 27.5 / 7 | 27 / 22 | 50 | 1778360000 |
| VG M25-MS54 | M 25 x 1.5 | 15 - 17 | 29.5 / 7 | 30 / 28 | 50 | 1778350000 |
| VG M32-MS54 | M 32 x 1.5 | 24 - 26 | 33 / 8 | 40 / 38 | 25 | 1778340000 |
| VG M40-MS54 | M 40 x 1.5 | 28 - 30 | 33 / 8 | 43 / 37 | 25 | 1778330000 |
| VG M50-MS54 | M 50 x 1.5 | 31 - 33 | 39 / 9 | 55 / 47 | 10 | 1778320000 |
| VG M50-MS54 | M 50 x 1.5 | 39 - 41 | 43 / 9 | 57 / 54 | 5 | 1778310000 |
| VG M63-MS54 | M 63 x 1.5 | 45 - 47 | 45 / 10 | 68 / 60 | 5 | 1778300000 |
| PG | | | | | | |
| VG 7-MS54 | PG 7 | 5 - 7 | 20.5 / 5 | 14 / 13 | 100 | 0521500000 |
| VG 9-MS54 | PG 9 | 6 - 8 | 22 / 6 | 17 / 15 | 100 | 0261500000 |
| VG 11-MS54 | PG 11 | 8 - 10 | 26 / 6 | 20 / 18 | 50 | 0260700000 |
| VG 13,5-MS54 | PG 13.5 | 10 - 12 | 26 / 6.5 | 22 / 20 | 50 | 0260800000 |
| VG 16-MS54 | PG 16 | 12 - 14 | 27 / 6.5 | 24 / 22 | 50 | 0261400000 |
| VG 21-MS54 | PG 21 | 15 - 17 | 29.5 / 7 | 30 / 28 | 50 | 0260900000 |
| VG 29-MS54 | PG 29 | 24 - 26 | 33 / 8 | 40 / 37 | 25 | 0261000000 |
| VG 36-MS54 | PG 36 | 33 - 35 | 39 / 9 | 50 / 47 | 20 | 0497600000 |
| VG 42-MS54 | PG 42 | 41 - 43 | 44 / 10 | 57 / 54 | 10 | 0497700000 |
| VG 48-MS54 | PG 48 | 45 - 47 | 45 / 10 | 64 / 60 | 5 | 1718780000 |

Further versions on request

Half cable glands – brass – IP65



Half cable glands are designed for use in the new HDC RockStar base housings. The combination of half cable gland and housing provides IP 65 class of protection.



Technical data

| | |
|-------------------|---------------------|
| Material: | Nickel-plated brass |
| - pressure screw | SBR / NBR |
| - sealing ring | Polyamide |
| - pressure ring | -20°C ... +60°C |
| Temperature range | |

Note

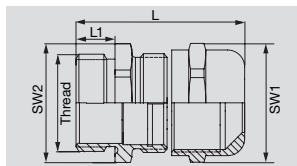
Ordering data

| Type metric | Thread | Clamp. range | AF | Qty | Order No. |
|-------------|------------|-----------------------|----|-----|------------|
| VG H M20 MS | M 20 x 1.5 | 7.0 x 10.0 x 13.0 mm | 20 | 1 | 1921720000 |
| VG H M25 MS | M 25 x 1.5 | 11.5 x 14.5 x 18.0 mm | 25 | 1 | 1921740000 |
| VG H M32 MS | M 32 x 1.5 | 19.0 x 22.0 x 25.0 mm | 32 | 1 | 1921760000 |
| VG H M40 MS | M 40 x 1.5 | 26.0 x 29.0 x 32.0 mm | 40 | 1 | 1921770000 |
| PG | | | | | |
| KV 11 - M | PG 11 | 10.0 x 12.5 mm | 18 | 10 | 1656390000 |
| KV 13 - M | PG 13.5 | 10.0 x 11.0 x 12.0 mm | 24 | 10 | 1656400000 |
| KV 16 - M | PG 16 | 10.0 x 12.5 x 15.0 mm | 22 | 10 | 1656410000 |
| KV 21 - M | PG 21 | 13.0 x 16.0 x 19.0 mm | 28 | 10 | 1656420000 |
| KV 29 - M | PG 29 | 21.0 x 24.0 x 27.0 mm | 37 | 10 | 1656430000 |
| KV 42 - M | PG 42 | 41.0 x 42.0 x 43.0 mm | 65 | 5 | 1656450000 |

Glands – brass – IP68



Brass cable gland for industrial applications where class of protection IP 68 is called for.



Technical data

| | |
|---------------------------------|-----------------------|
| Material | Brass, nickel-plated |
| Sealing ring / Sealing insert | - / CR |
| Temperature range | -40 °C ... 100 °C |
| Class of protection / with GWDR | IP 68 / IP 68 - 5 bar |

Note Length L varies according to cable diameter used

Ordering data

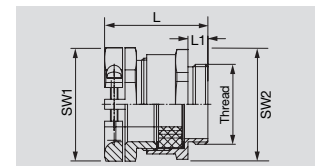
| Type | Thread-size | KB | L/L1 | SW1/SW2 | Qty. | Order No. |
|---------------|-------------|----------|------------|---------|------|------------|
| metric | | | | | | |
| VG M12-1/MS68 | M 12 x 1.5 | 3 - 6.5 | 27.2 / 5 | 14 | 50 | 1772200000 |
| VG M16-1/MS68 | M 16 x 1.5 | 4.5 - 10 | 37.3 / 7.5 | 20 | 50 | 1909910000 |
| VG M20-1/MS68 | M 20 x 1.5 | 6 - 12 | 32 / 8 | 22 | 50 | 1772200000 |
| VG M25-1/MS68 | M 25 x 1.5 | 11 - 17 | 42 / 8 | 27 | 25 | 1909920000 |
| VG M32-1/MS68 | M 32 x 1.5 | 15 - 21 | 45 / 8 | 34 | 20 | 1909930000 |
| VG M40-1/MS68 | M 40 x 1.5 | 19 - 28 | 55.1 / 9 | 43 | 20 | 1909940000 |
| VG M50-1/MS68 | M 50 x 1.5 | 27 - 38 | 62.2 / 9 | 58 | 12 | 1909950000 |
| VG M63-1/MS68 | M 63 x 1.5 | 34 - 44 | 63.6 / 14 | 68 / 64 | 12 | 1772270000 |
| PG | | | | | | |
| VG 7-MS68 | PG 7 | 3 - 6.5 | 23 / 5 | 14 | 50 | 1569060000 |
| VG 9-MS68 | PG 9 | 4 - 8 | 27 / 6 | 17 | 50 | 1569070000 |
| VG 11-MS68 | PG 11 | 5 - 10 | 28.5 / 6 | 20 | 50 | 1569080000 |
| VG 13.5-MS68 | PG 13.5 | 6 - 12 | 29.5 / 6.5 | 22 | 50 | 1569090000 |
| VG 16-MS68 | PG 16 | 10 - 14 | 29.5 / 6.5 | 24 | 25 | 1569100000 |
| VG 21-MS68 | PG 21 | 13 - 18 | 33.5 / 7 | 30 | 25 | 1569110000 |
| VG 29-MS68 | PG 29 | 18 - 25 | 37.5 / 8 | 40 | 20 | 1569120000 |
| VG 36-MS68 | PG 36 | 22 - 32 | 45 / 9 | 50 | 15 | 1569130000 |
| VG 42-MS68 | PG 42 | 30 - 38 | 47.5 / 10 | 58 | 12 | 1569140000 |
| VG 48-MS68 | PG 48 | 34 - 44 | 50.5 / 10 | 64 | 12 | 1718790000 |

Further versions on request
VDE for metric versions

Glands – brass – ZE



Brass cable gland with external concentric strain relief by means of clamping jaws.



Technical data

| | |
|---------------------------------|----------------------|
| Material | Brass, nickel-plated |
| Sealing ring / Sealing insert | - / CR |
| Temperature range | -30 °C ... 90 °C |
| Class of protection / with GWDR | IP 54 / IP 65 |

Note Optional sealing ring
Length L varies depending on the cable diameter used.

Ordering data

| Type | Thread-size | KB | L/L1 | SW1/SW2 | Qty. | Order No. |
|-----------------|-------------|-----------|------------|---------|------|------------|
| metric | | | | | | |
| VG M12-MS54 ZE | M 12 x 1.5 | 5 - 7 | 21.5 / 6 | 14 | 100 | 1778420000 |
| VG M16-MS54 ZE | M 16 x 1.5 | 4 - 9.5 | 26 / 6 | 18 | 100 | 1778440000 |
| VG M20-MS54 ZE | M 20 x 1.5 | 6 - 11.5 | 26.5 / 6.5 | 22 | 50 | 1778450000 |
| VG M20-MS54 | M 20 x 1.5 | 6 - 13.5 | 26.5 / 6.5 | 22 | 50 | 1778460000 |
| VG M25-MS54 ZE | M 25 x 1.5 | 9 - 21.5 | 29.5 / 7 | 30 | 50 | 1778480000 |
| VG M32-MS54 ZE | M 32 x 1.5 | 17 - 29.5 | 33 / 8 | 39 | 25 | 1778490000 |
| VG M40-MS54 ZE | M 40 x 1.5 | 23 - 36.5 | 33 / 8 | 43 | 25 | 1778500000 |
| VG M50-MS54 ZE | M 50 x 1.5 | 29 - 42.5 | 43 / 9 | 57 | 5 | 1778520000 |
| VG M63-MS54 ZE | M 63 x 1.5 | 35 - 46.5 | 45 / 10 | 68 | 5 | 1778530000 |
| PG | | | | | | |
| VG 7-MS54-ZE | PG 7 | 5 - 7 | 27 / 5 | 14 / 16 | 50 | 1718800000 |
| VG 9-MS54-ZE | PG 9 | 4 - 11 | 30.5 / 6 | 17 / 19 | 50 | 1718810000 |
| VG 11-MS54-ZE | PG 11 | 6 - 13 | 31.5 / 6 | 20 / 22 | 50 | 1718820000 |
| VG 13.5-MS54-ZE | PG 13.5 | 6 - 13 | 32 / 6.5 | 22 / 24 | 50 | 1718830000 |
| VG 16-MS54-ZE | PG 16 | 6 - 16 | 33 / 6.5 | 24 / 27 | 50 | 1718840000 |
| VG 21-MS54-ZE | PG 21 | 9 - 20 | 38 / 7 | 30 / 34 | 50 | 1718850000 |
| VG 29-MS54-ZE | PG 29 | 17 - 28 | 43 / 8 | 40 / 42 | 25 | 1718860000 |
| VG 36-MS54-ZE | PG 36 | 23 - 34 | 49.5 / 9 | 50 / 52 | 10 | 1718870000 |
| VG 42-MS54-ZE | PG 42 | 29 - 40 | 53.5 / 10 | 57 / 62 | 5 | 1718880000 |
| VG 48-MS54-ZE | PG 48 | 35 - 46 | 55 / 10 | 64 / 68 | 5 | 1718890000 |

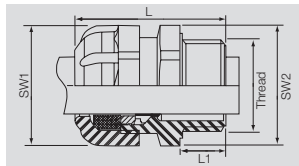
Further versions on request

Cable glands for Ex applications – plastic

Glands – plastic – Ex e, IP 66 / IP 68



Black plastic cable gland with integral strain relief - especially for Ex applications. Complete with integral membrane seal for clean transportation and storage.



Technical data

| | |
|---------------------------------|--|
| Material / colour | Polyamide / RAL 9005 |
| Sealing ring / Sealing insert | - / TPE |
| Temperature range | -20 °C ... 80 °C |
| Class of protection / with GWDR | IP 66 / IP 68 |
| Approval | EEx e II; Ⓜ II 2 GD |
| Test certificate | LCIE 97ATEX6007 X |
| Note | Optional sealing ring Length L varies depending on the cable diameter used. |

Ordering data

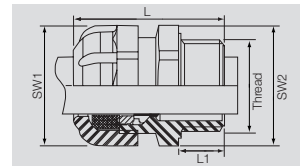
| Type metric | Thread-size | KB | L/L1 | SW1/SW2 | Qty. | Order No. |
|----------------|-------------|---------|---------|---------|------|------------|
| VG M16-EXE SW | M 16 x 1.5 | 5 - 8 | 34 / 12 | 19 | 20 | 1737280000 |
| VG M20-EXE SW | M 20 x 1.5 | 8 - 13 | 35 / 12 | 24 | 20 | 1737290000 |
| VG M25-EXE SW | M 25 x 1.5 | 13 - 19 | 42 / 13 | 32 | 20 | 1737300000 |
| VG M32-EXE SW | M 32 x 1.5 | 17 - 25 | 44 / 15 | 41 | 10 | 1737310000 |
| VG M40-EXE SW | M 40 x 1.5 | 24 - 32 | 50 / 15 | 52 | 10 | 1737320000 |
| VG M50-EXE SW | M 50 x 1.5 | 29 - 38 | 56 / 16 | 59 | 5 | 1737330000 |
| VG M63-EXE SW | M 63 x 1.5 | 36 - 44 | 58 / 16 | 65 | 5 | 1737340000 |
| PG | | | | | | |
| VG 7-EXE SW | PG 7 | 3.5 - 6 | 27 / 9 | 15 | 50 | 1569360000 |
| VG 9-EXE SW | PG 9 | 5 - 8 | 31 / 9 | 19 | 20 | 1490500000 |
| VG 11-EXE SW | PG 11 | 6 - 10 | 31 / 9 | 22 | 20 | 1490600000 |
| VG 13,5-EXE SW | PG 13.5 | 8 - 13 | 33 / 10 | 24 | 20 | 1490700000 |
| VG 16-EXE SW | PG 16 | 10 - 15 | 33 / 10 | 26 | 20 | 1490800000 |
| VG 21-EXE SW | PG 21 | 13 - 19 | 40 / 11 | 32 | 20 | 1490900000 |
| VG 29-EXE SW | PG 29 | 17 - 25 | 41 / 12 | 41 | 10 | 1491000000 |
| VG 36-EXE SW | PG 36 | 24 - 32 | 49 / 14 | 52 | 10 | 1491100000 |
| VG 42-EXE SW | PG 42 | 28 - 38 | 56 / 16 | 59 | 10 | 1491200000 |
| VG 48-EXE SW | PG 48 | 34 - 44 | 60 / 16 | 65 | 5 | 1718970000 |

Further versions on request

Glands – plastic – EEx i, IP 66 / IP 68



Blue plastic gland with integral strain relief - especially for Ex applications. Complete with integral membrane seal for clean transportation and storage.



Technical data

| | |
|---------------------------------|--|
| Material / colour | Polyamide / RAL 5012 |
| Sealing ring / Sealing insert | - / TPE |
| Temperature range | -20 °C ... 80 °C |
| Class of protection / with GWDR | IP 66 / IP 68 |
| Approval | EEx e II; Ⓜ II 2 GD |
| Test certificate | LCIE 97ATEX6007 X |
| Note | Optional sealing ring Length L varies depending on the cable diameter used. |

Ordering data

| Type metric | Thread-size | KB | L/L1 | SW1/SW2 | Qty. | Order No. |
|----------------|-------------|---------|---------|---------|------|------------|
| VG M16-EXI BL | M 16 x 1.5 | 5 - 8 | 34 / 12 | 19 | 20 | 1737350000 |
| VG M20-EXI BL | M 20 x 1.5 | 8 - 13 | 35 / 12 | 24 | 20 | 1737360000 |
| VG M25-EXI BL | M 25 x 1.5 | 13 - 19 | 42 / 13 | 32 | 20 | 1737370000 |
| VG M32-EXI BL | M 32 x 1.5 | 17 - 25 | 44 / 15 | 41 | 10 | 1737380000 |
| VG M40-EXI BL | M 40 x 1.5 | 24 - 32 | 50 / 15 | 52 | 10 | 1737390000 |
| VG M50-EXI BL | M 50 x 1.5 | 29 - 38 | 56 / 16 | 59 | 5 | 1737400000 |
| VG M63-EXI BL | M 63 x 1.5 | 36 - 44 | 58 / 16 | 65 / 67 | 5 | 1737410000 |
| PG | | | | | | |
| VG 7-EXI BL | PG 7 | 3.5 - 6 | 27 / 9 | 15 | 50 | 1569370000 |
| VG 9-EXI BL | PG 9 | 5 - 8 | 31 / 9 | 19 | 20 | 1491300000 |
| VG 11-EXI BL | PG 11 | 6 - 10 | 31 / 9 | 22 | 20 | 1491400000 |
| VG 13,5-EXI BL | PG 13.5 | 8 - 13 | 33 / 10 | 24 | 20 | 1491500000 |
| VG 16-EXI BL | PG 16 | 10 - 15 | 33 / 10 | 26 | 20 | 1491600000 |
| VG 21-EXI BL | PG 21 | 13 - 19 | 40 / 11 | 32 | 20 | 1491700000 |
| VG 29-EXI BL | PG 29 | 17 - 25 | 41 / 12 | 41 | 10 | 1491800000 |
| VG 36-EXI BL | PG 36 | 24 - 32 | 49 / 14 | 52 | 10 | 1491900000 |
| VG 42-EXI BL | PG 42 | 28 - 38 | 56 / 16 | 59 | 10 | 1492000000 |
| VG 48-EXI BL | PG 48 | 34 - 44 | 60 / 16 | 65 | 5 | 1718980000 |

Further versions on request

Glands – brass – Ex e, IP 68



Brass cable gland for use in Ex applications EEx i und Ex e.



Technical data

| | |
|---------------------------------|--|
| Material | Brass, nickel-plated |
| Sealing ring / Sealing insert | - / CR |
| Temperature range | -40 °C ... 100 °C |
| Class of protection / with GWDR | IP 66 / IP 68 - 20 bar |
| Approval | EEx e II; Ⓜ II 2 GD |
| Test certificate | LCIE 97ATEX6005 X |
| Note | Length L varies according to cable diameter used |

Ordering data

| Type | Thread-size | KB | L/L1 | SW | Qty. | Order No. |
|----------------|-------------|-------------|---------|----|------|------------|
| metric | | | | | | |
| VG M16-EXE MS | M 16 x 1.5 | 7 - 11 | 28 / 8 | 22 | 50 | 1737210000 |
| VG M20-EXE MS | M 20 x 1.5 | 8.5 - 13 | 28 / 8 | 24 | 50 | 1737220000 |
| VG M25-EXE MS | M 25 x 1.5 | 13.5 - 18 | 33 / 9 | 30 | 20 | 1737230000 |
| VG M32-EXE MS | M 32 x 1.5 | 17.5 - 25 | 38 / 10 | 41 | 20 | 1737240000 |
| VG M40-EXE MS | M 40 x 1.5 | 24.5 - 33.5 | 49 / 11 | 52 | 10 | 1737250000 |
| VG M50-EXE MS | M 50 x 1.5 | 33 - 43 | 54 / 12 | 63 | 5 | 1737260000 |
| VG M63-EXE MS | M 63 x 1.5 | 43.5 - 55 | 60 / 13 | 77 | 5 | 1737270000 |
| PG | | | | | | |
| VG 7-EXE MS | PG 7 | 4 - 8 | 24 / 7 | 18 | 50 | 1718990000 |
| VG 9-EXE MS | PG 9 | 6 - 11 | 28 / 8 | 22 | 50 | 1719000000 |
| VG 11-EXE MS | PG 11 | 7.5 - 13 | 28 / 8 | 24 | 50 | 1719010000 |
| VG 13,5-EXE MS | PG 13.5 | 7.5 - 13 | 32 / 8 | 24 | 50 | 1719020000 |
| VG 16-EXE MS | PG 16 | 12.5 - 18 | 33 / 9 | 30 | 25 | 1719030000 |
| VG 21-EXE MS | PG 21 | 17.5 - 23.5 | 38 / 10 | 41 | 20 | 1719040000 |
| VG 29-EXE MS | PG 29 | 24.5 - 31.5 | 49 / 11 | 52 | 20 | 1719050000 |
| VG 36-EXE MS | PG 36 | 33 - 40.5 | 54 / 12 | 63 | 10 | 1719060000 |
| VG 42-EXE MS | PG 42 | 33 - 43 | 54 / 12 | 63 | 10 | 1719070000 |
| VG 48-EXE MS | PG 48 | 33 - 43 | 60 / 13 | 77 | 5 | 1719080000 |

Further versions - also in stainless steel - available on request

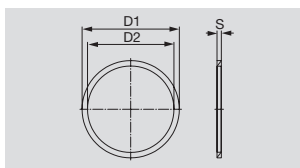
H

Thread sealing rings

Sealing rings – standard



For increasing the class of protection for cable glands and blanking plugs.



Technical data

| | |
|-------------------|---------------------------|
| Material / colour | Polyethylene / - |
| Temperature range | -30 °C ... 90 °C |
| Standard | DIN 46320 (for PG thread) |

Note

Ordering data

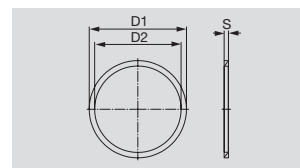
| Type metric | Thread-size | D1 | D2 | S | Qty. | Order No. |
|----------------|-------------|------|------|-----|------|------------|
| GWDR M12-PO | M 12 x 1.5 | 16 | 12 | 1.5 | 50 | 1777920000 |
| GWDR M16-PO | M 16 x 1.5 | 20 | 16 | 1.5 | 50 | 1777930000 |
| GWDR M20-PO | M 20 x 1.5 | 24 | 20 | 2 | 100 | 1777940000 |
| GWDR M25-PO | M 25 x 1.5 | 29 | 25 | 2 | 50 | 1777950000 |
| GWDR M32-PO | M 32 x 1.5 | 36 | 32 | 2 | 50 | 1777960000 |
| GWDR M40-PO | M 40 x 1.5 | 44 | 40 | 2 | 50 | 1777970000 |
| GWDR M50-PO | M 50 x 1.5 | 54 | 50 | 2 | 50 | 1777980000 |
| GWDR M63-PO | M 63 x 1.5 | 67 | 63 | 2 | 50 | 1777990000 |
| PG | | | | | | |
| GWDR PG7-PO | PG 7 | 16.5 | 12.5 | 1.6 | 100 | 1719440000 |
| GWDR PG9-PO | PG 9 | 19 | 15.3 | 1.6 | 100 | 1719450000 |
| GWDR PG11-PO | PG 11 | 22.5 | 18.6 | 1.8 | 100 | 1719460000 |
| GWDR PG13,5-PO | PG 13.5 | 25 | 20.4 | 1.8 | 100 | 1719470000 |
| GWDR PG16-PO | PG 16 | 27 | 22.5 | 1.8 | 100 | 1719480000 |
| GWDR PG21-PO | PG 21 | 33.5 | 28.5 | 2.2 | 100 | 1719490000 |
| GWDR PG29-PO | PG 29 | 43.5 | 37 | 2.2 | 50 | 1719500000 |
| GWDR PG36-PO | PG 36 | 55 | 47 | 2.7 | 50 | 1719510000 |
| GWDR PG42-PO | PG 42 | 63 | 54 | 3.2 | 10 | 1719520000 |
| GWDR PG48-PO | PG 48 | 69 | 59.3 | 3.2 | 5 | 1719530000 |

Further versions on request

Sealing rings – 9005



For increasing the class of protection for cable glands and blanking plugs - recommended for use in Ex applications.



Technical data

| | |
|-------------------|---------------------------|
| Material / colour | Neoprene / RAL 9005 |
| Temperature range | -40 °C ... 100 °C |
| Standard | DIN 46320 (for PG thread) |

Note

Ordering data

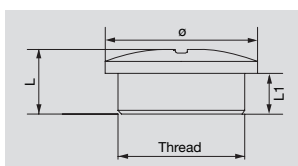
| Type metric | Thread-size | D1 | D2 | S | Qty. | Order No. |
|----------------|-------------|----|------|-----|------|------------|
| GWDR M12-NP | M 12 | 18 | 12 | 1.2 | 50 | 1913320000 |
| GWDR M16-NP | M 16 | 22 | 16 | 1.2 | 50 | 1736230000 |
| GWDR M20-NP | M 20 | 24 | 20 | 1.2 | 50 | 1736240000 |
| GWDR M25-NP | M 25 | 30 | 25 | 1.5 | 50 | 1736250000 |
| GWDR M32-NP | M 32 | 42 | 32 | 1.5 | 50 | 1736260000 |
| GWDR M40-NP | M 40 | 52 | 40 | 1.5 | 20 | 1736270000 |
| GWDR M50-NP | M 50 | 63 | 50 | 1.5 | 20 | 1736280000 |
| GWDR M63-NP | M 63 | 77 | 63 | 2 | 10 | 1736290000 |
| PG | | | | | | |
| GWDR PG7-NP | PG 7 | 17 | 11.6 | 1.2 | 100 | 1719540000 |
| GWDR PG9-NP | PG 9 | 21 | 14 | 1.2 | 100 | 1719550000 |
| GWDR PG11-NP | PG 11 | 24 | 17 | 1.2 | 100 | 1719560000 |
| GWDR PG13,5-NP | PG 13.5 | 27 | 19.5 | 1.2 | 100 | 1719570000 |
| GWDR PG16-NP | PG 16 | 30 | 22.5 | 1.2 | 100 | 1719580000 |
| GWDR PG21-NP | PG 21 | 35 | 28.3 | 1.5 | 100 | 1719590000 |
| GWDR PG29-NP | PG 29 | 45 | 37 | 1.5 | 50 | 1719600000 |
| GWDR PG36-NP | PG 36 | 60 | 47 | 1.5 | 20 | 1719610000 |
| GWDR PG42-NP | PG 42 | 65 | 54 | 1.5 | 10 | 1719620000 |
| GWDR PG48-NP | PG 48 | 71 | 59.3 | 1.5 | 5 | 1719630000 |

Further versions on request

Sealing plugs – plastic



For sealing surplus threaded holes to maintain the IP class of protection.



Technical data

| | |
|---------------------------------|---------------------------|
| Material / colour | Polyamide 6 / RAL 7035 |
| Sealing ring | - |
| Temperature range | -40 °C ... 100 °C |
| Class of protection / with GWDR | IP 54 / IP 66 |
| Standard | DIN 46320 (for PG thread) |

Note Optional sealing ring

Ordering data

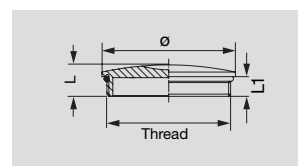
| Type | Thread-size | L | L1 | Top dia. | Qty. | Order No. |
|---------------|-------------|------|-----|----------|------|------------|
| metric | | | | | | |
| VP M12 K54 | M 12 x 1.5 | 10 | 6 | 15 | 100 | 1776930000 |
| VP M16 K54 | M 16 x 1.5 | 11.5 | 7 | 19 | 100 | 1776920000 |
| VP M20 K54 | M 20 x 1.5 | 12.5 | 7.5 | 22 | 100 | 1776910000 |
| VP M25 K54 | M 25 x 1.5 | 15 | 11 | 27 | 100 | 1776900000 |
| VP M32 K54 | M 32 x 1.5 | 16 | 11 | 34 | 100 | 1776940000 |
| VP M40 K54 | M 40 x 1.5 | 18 | 12 | 42 | 50 | 1776950000 |
| VP M50 K54 | M 50 x 1.5 | 20 | 13 | 52 | 25 | 1776960000 |
| VP M63 K54 | M 63 x 1.5 | 20 | 14 | 65 | 50 | 1776970000 |
| PG | | | | | | |
| VP 7-K54 | PG 7 | 8 | 6 | 15 | 50 | 1719250000 |
| VP 9-K54 | PG 9 | 9 | 6 | 19 | 100 | 0294760000 |
| VP 11-K54 | PG 11 | 10.5 | 6.5 | 22 | 100 | 0294860000 |
| VP 13.5-K54 | PG 13.5 | 9.5 | 6 | 25 | 100 | 0294960000 |
| VP 16-K54 | PG 16 | 9.5 | 6 | 27 | 100 | 0295060000 |
| VP 21-K54 | PG 21 | 11 | 8 | 33 | 100 | 0295160000 |
| VP 29-K54 | PG 29 | 12 | 8 | 44 | 50 | 0501160000 |
| VP 36-K54 | PG 36 | 15 | 10 | 55 | 25 | 0501260000 |
| VP 42-K54 | PG 42 | 16 | 10 | 62 | 10 | 0501360000 |
| VP 48-K54 | PG 48 | 16 | 12 | 69 | 5 | 1719260000 |

Further versions on request

Sealing plugs – brass



For sealing surplus threaded holes to maintain the IP class of protection.



Technical data

| | |
|---------------------------------|--------------------------|
| Material / colour | Brass, nickel-plated / - |
| Sealing ring | - |
| Temperature range | -30 °C ... 100 °C |
| Class of protection / with GWDR | - / IP 68 |

Note

Ordering data

| Type | Thread-size | L | L1 | Top dia. | Qty. | Order No. |
|---------------|-------------|------|-----|----------|------|------------|
| metric | | | | | | |
| VP M12-MS65 | M 12 x 1.5 | 7.4 | 5 | 14 | 100 | 1777720000 |
| VP M16-MS65 | M 16 x 1.5 | 8 | 6 | 20 | 100 | 1777730000 |
| VP M20-MS65 | M 20 x 1.5 | 9.4 | 6.5 | 22 | 100 | 1777740000 |
| VP M25-MS65 | M 25 x 1.5 | 10.8 | 7 | 28 | 100 | 1777750000 |
| VP M32-MS65 | M 32 x 1.5 | 11.6 | 8 | 35 | 50 | 1777760000 |
| VP M40-MS65 | M 40 x 1.5 | 12.3 | 8 | 45 | 50 | 1777770000 |
| VP M50-MS65 | M 50 x 1.5 | 15 | 9 | 55 | 25 | 1777780000 |
| VP M63-MS65 | M 63 x 1.5 | 18 | 10 | 68 | 10 | 1777790000 |
| PG | | | | | | |
| VP 7-MS65 | PG 7 | 8 | 5 | 15 | 100 | 0521600000 |
| VP 9-MS65 | PG 9 | 8 | 4.5 | 18 | 100 | 0294700000 |
| VP 11-MS65 | PG 11 | 8 | 5 | 22 | 100 | 0294800000 |
| VP 13.5-MS65 | PG 13.5 | 9.5 | 6 | 24 | 100 | 0294900000 |
| VP 16-MS65 | PG 16 | 9 | 6 | 26 | 100 | 0295000000 |
| VP 21-MS65 | PG 21 | 11 | 6 | 32 | 100 | 0295100000 |
| VP 29-MS65 | PG 29 | 12 | 8 | 40 | 50 | 0501100000 |
| VP 36-MS65 | PG 36 | 15 | 9 | 50 | 25 | 0501200000 |
| VP 42-MS65 | PG 42 | 16 | 10 | 57 | 10 | 0501300000 |
| VP 48-MS65 | PG 48 | 16 | 10 | 64 | 5 | 1719270000 |

Further versions on request

Cabtite – Cable entry system

Do you really need a plug-in connector on the outside of your switchgear cabinet?

Or do you simply just want to make the right connections?

Now you can save space, time and money with Cabtite.

Cabtite makes it possible for you to insert your pre-assembled connectors through the cabinet wall and, at the same time, achieves a minimum protection classification of IP54.

The manufacturer's guarantee remains valid because the cable does not have to be cut.

The individual elements of the system result in countless combination options because the same sealing grommets are utilised for the entry frames and the cable glands.

In particular, when used for measurement circuits, servo cables, computer cables or fieldbus systems, Cabtite is suitable for use in the following applications:

- Control engineering
- Switchgear cabinet manufacture
- Motor vehicle manufacture
- Systems engineering
- Mechanical engineering
- Electrical installation

Cabtite KEL SNAP frame



Separable cable gland Cabtite KVT



Cabtite sample set

Get a feel for the Cabtite system with our Cabtite sample set. It contains cable entry frames, snap frames, separable cable glands as well as diverse cable grommets.

Ordering data

| Type | Qty | Order No. |
|--------------------|-----|------------|
| Cabtite Sample Kit | 1 | 1849780000 |

HDC KT ...

Cable grommets, small



Cable grommets for ASI cables

HDC KT ...

Cable grommets, large



Blanking plugs

Adapter grommet

Technical data

| | |
|--------------------------|---|
| Material, grey | Free from elastomers, halogens and silicone |
| Material, black | Elastomers with very high chemical resistance |
| Temperature range | -20 °C ... 80 °C |
| UL94 flammability rating | V0 |

Technical data

| | |
|--------------------------|---|
| Material, grey | Free from elastomers, halogens and silicone |
| Material, black | Elastomers with very high chemical resistance |
| Temperature range | -20 °C ... 80 °C |
| UL94 flammability rating | V0 |

Ordering data

| Type | Clamping range [mm] | Qty | Order No. grey | Order No. black |
|------------------------------|---------------------|-----|----------------|-----------------|
| HDC KT 3 | 3-4 | 10 | 1826460000 | 1827790000 |
| HDC KT 4 | 4-5 | 10 | 1826470000 | 1827800000 |
| HDC KT 5 | 5-6 | 10 | 1826480000 | 1827810000 |
| HDC KT 6 | 6-7 | 10 | 1826490000 | 1827830000 |
| HDC KT 7 | 7-8 | 10 | 1826500000 | 1827840000 |
| HDC KT 8 | 8-9 | 10 | 1826510000 | 1827850000 |
| HDC KT 9 | 9-10 | 10 | 1826520000 | 1827860000 |
| HDC KT 10 | 10-11 | 10 | 1826530000 | 1827870000 |
| HDC KT 11 | 11-12 | 10 | 1826540000 | 1827880000 |
| HDC KT 12 | 12-13 | 10 | 1826550000 | 1827890000 |
| HDC KT 13 | 13-14 | 10 | 1826560000 | 1827900000 |
| HDC KT 14 | 14-15 | 10 | 1826570000 | 1827910000 |
| HDC KT 15 | 15-16 | 10 | 1826580000 | 1827920000 |
| HDC KTS 16 | 16-17 | 10 | 1826590000 | 1827930000 |
| HDC KTS 17 | 17-18 | 10 | 1826600000 | 1827940000 |
| for ASI cables | | | | |
| HDC KT-ASI | | 10 | 1826610000 | 1828120000 |
| 2 or 4 openings | | | | |
| HDC KT 2/4 | 2 x 4 | 10 | 1826620000 | 1828130000 |
| HDC KT 2/5 | 2 x 5 | 10 | 1826630000 | 1828140000 |
| HDC KT 2/6 | 2 x 6 | 10 | 1826640000 | 1828150000 |
| HDC KT 4/5 | 4 x 5 | 10 | 1826650000 | 1828160000 |
| Blanking plugs, small | | | | |
| HDC BTK | | 10 | 1828170000 | 1828200000 |

Ordering data

| Type | Clamping range [mm] | Qty | Order No. grey | Order No. black |
|--|---------------------|-----|----------------|-----------------|
| HDC KT 16 | 16-17 | 10 | 1825950000 | 1827950000 |
| HDC KT 17 | 17-18 | 10 | 1826300000 | 1827960000 |
| HDC KT 18 | 18-19 | 10 | 1826310000 | 1827970000 |
| HDC KT 19 | 19-20 | 10 | 1826320000 | 1827980000 |
| HDC KT 20 | 20-21 | 10 | 1826330000 | 1827990000 |
| HDC KT 21 | 21-22 | 10 | 1826340000 | 1828000000 |
| HDC KT 22 | 22-23 | 10 | 1826350000 | 1828010000 |
| HDC KT 23 | 23-24 | 10 | 1826360000 | 1828020000 |
| HDC KT 24 | 24-25 | 10 | 1826370000 | 1828030000 |
| HDC KT 25 | 25-26 | 10 | 1826380000 | 1828040000 |
| HDC KT 26 | 26-27 | 10 | 1826390000 | 1828050000 |
| HDC KT 27 | 27-28 | 10 | 1826400000 | 1828060000 |
| HDC KT 28 | 28-29 | 10 | 1826410000 | 1828070000 |
| HDC KT 29 | 29-30 | 10 | 1826420000 | 1828080000 |
| HDC KT 30 | 31-32 | 10 | 1826430000 | 1828090000 |
| HDC KT 32 | 32-33 | 10 | 1826440000 | 1828100000 |
| HDC KT 34 | 33-34 | 10 | 1826450000 | 1828110000 |
| Adapter grommet, large (for small cable grommets) | | | | |
| HDC ATG | | 10 | 1828190000 | 1828220000 |
| Blanking plugs, large | | | | |
| HDC BTG | | 10 | 1828180000 | 1828210000 |

H

Cabtite KEL

Cabtite KEL

The rectangular panel cutout frames fit exactly into the standard cutout for heavy-duty connectors. This makes it possible to accommodate up to 40 connectors in a very confined space.

- Feeds through prefabricated wiring in confined spaces.
- Two-piece, two-tier system
- Fast and easy mounting
- Standard panel cutout frames for 16- and 24-pole industrial plug-in connectors
- The predefined gap achieves a minimum class of protection of IP54
- Large numbers of cables in very confined spaces
- Retrofitting of prefabricated wiring also possible
- The manufacturer's guarantee covering the prefabricated cables remains valid
- Integral strain relief to VDE 0619
- Locknuts ensure that working "overhead" is safe and simple

H

Cabtite KEL SNAP frame

Snap frame for mounting the cable entry frame in the switchgear cabinet.

- The KEL can be fitted quickly without tools
- The KEL need not be fitted or removed to add or remove individual cables
- The drilling pattern is identical with that of the KEL
- Seals are already integrated on both sides
- Switchgear cabinets can be fitted with KEL SNAP in advance
- KEL SNAP is available for KEL 16 and KEL 24



Operating mode

1. The grommet is fitted around the cable.

Important:


Choose a grommet with an appropriate clamping range for the diameter of the cable!




2. Press the grommet with the cable into the open cable entry frame.

Important:

The flat side of the grommet must face upwards!



3. Assemble the two halves of the cable entry frame using the M5x50 Allen screws supplied. This achieves integral strain relief in accordance with VDE 0619 (VDE = German Association for Electrical, Electronic and Information Technologies).



4. Finally, the rubber seal is glued around the cabinet panel cutout and the cable entry frame is secured with 4 screws. The cable entry is now complete, and has a protection class of IP54!



Advantage: The panel cutout frames are the same as those used for heavy-duty connectors. They are supplied by the switchgear cabinet manufacturers. You do not require a new punching die!

HDC KEL 16

Size equivalent to 16-pole HE inserts

KEL 16/8 with 8 small grommets



KEL 16/4 closed half-shell and 4 small grommets



Snap frame
KEL 16 SNAP



HDC KEL 24

Size equivalent to 24-pole HE inserts

KEL 24/10 with 10 small grommets



KEL 24/7 with 1 large and 6 small grommets



Snap frame
KEL 24 SNAP



Technical data

| | |
|--------------------------|--|
| Material | Polyamide, free from halogenes and silicone |
| Colour | black |
| Temperature range | -20°C ... 80°C |
| Class of protection | IP54, when the correct cable grommet is selected |
| UL94 flammability rating | V0 |

Technical data

| | |
|--------------------------|--|
| Material | Polyamide, free from halogenes and silicone |
| Colour | black |
| Temperature range | -20°C ... 80°C |
| Class of protection | IP54, when the correct cable grommet is selected |
| UL94 flammability rating | V0 |

Ordering data

| Type | Number of grommet positions | | Qty | Order No. |
|-------------------|-----------------------------|-------|-----|------------|
| | small | large | | |
| HDC KEL 16/2 | - | 2 | 10 | 1825860000 |
| HDC KEL 16/4 | 4 | - *) | 10 | 1825900000 |
| HDC KEL 16/5 | 4 | 1 | 10 | 1849770000 |
| HDC KEL 16/8 | 8 | - | 10 | 1825910000 |
| Snap frame | | | | |
| HDC KEL 16 SNAP | | | 10 | 1827770000 |

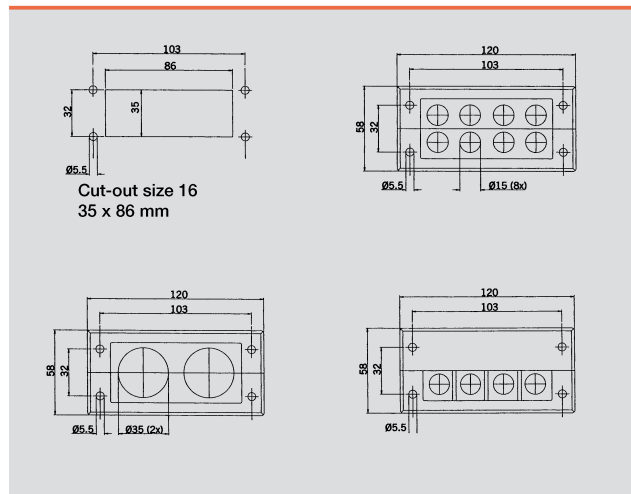
*) with closed half shell

Ordering data

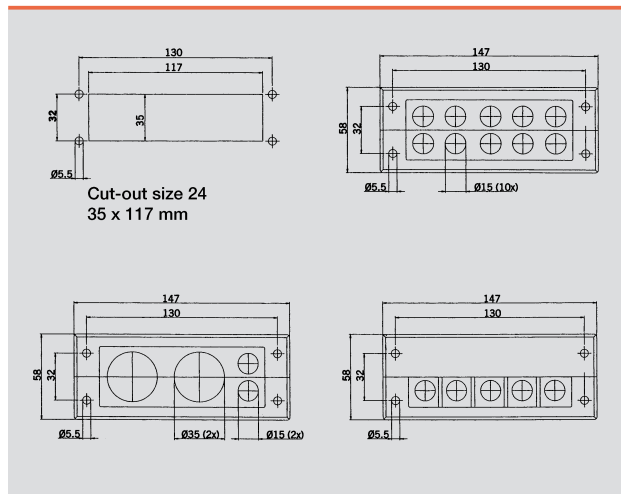
| Typ | Number of grommet positions | | Qty | Order No. |
|-------------------|-----------------------------|-------|-----|------------|
| | small | large | | |
| HDC KEL 24/4 | 2 | 2 | 10 | 1825930000 |
| HDC KEL 24/5 | 5 | - *) | 10 | 1825940000 |
| HDC KEL 24/7 | 6 | 1 | 10 | 1849760000 |
| HDC KEL 24/10 | 10 | - | 10 | 1827760000 |
| Snap frame | | | | |
| HDC KEL 24 SNAP | | | 10 | 1827780000 |

*) with closed half shell

Dimensions



Dimensions



Cabtite – Cable entry frames

Cable clamping rail Cabtite KEL-EMV

Feeds through prefabricated cables without interrupting the shielding

Advantages:

- Direct, simple and quick contact with the enclosure
- Two-tier version saves space with up to 10 cables
- Strain relief without cable ties in accordance with VDE 0619
- No EMC cable glands necessary for mains-generated interference sources
- Low-impedance shielding contact
- Seals using outer sheath and not the shield = higher class of protection!
- Trouble-free retrofitting



H

Technical data

| | |
|----------|-----------------|
| Material | Stainless steel |
|----------|-----------------|

Ordering data

| Type | for | Qty | Order No. |
|------------------|------------------------------|-----|------------|
| HDC KEL EMV 16/4 | KEL 16 | 10 | 1825750000 |
| HDC KEL EMV 24/5 | KEL 24 | 10 | 1825760000 |
| HDC KEL EMV x/3 | KEL 16 and KEL 24 transverse | 10 | 1825770000 |

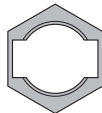
Cabtite KVT

KVTs are used to feed through prefabricated cables when space is tight or only a few cables are required. As is the case with its big brother, the KEL, this product is also a two-piece system for easy assembly using the same cable grommets. The preassembled KVT 32 can be used for hole diameters up to 35 mm, the KVT 63 for hole diameters up to 65 mm. A sealing ring is also included.

- This two-piece system means that the size of the plug-in connector to be fed through is limited only by the size of the hole diameter.
- Two-piece two-tier system
- Fast and easy mounting
- The predefined gap achieves a minimum class of protection of IP54
- Large numbers of cables in very confined spaces
- Retrofitting of prefabricated wiring also possible
- The manufacturer's guarantee covering the prefabricated cables remains valid
- Integral strain relief to VDE 0619



KVT 32



Locknut for D-Sub 9
KGM-SUB-D9



KVT 63-1

Technical data

| | |
|--------------------------|--|
| Material | Polyamide, free from halogens and silicone |
| Class of protection | IP54, when the correct cable grommet is selected |
| Temperature range | -5°C ... 70°C |
| UL94 flammability rating | V0 |

Ordering data


| Type | Thread | For grommet small large | Qty | Order No. white | Order No. black |
|---|------------|----------------------------|-----|--------------------|--------------------|
| HDC KVT 25 | M 25 x 1.5 | 1 - | 10 | 1826660000 | 1828260000 |
| HDC KVT 32 | M 32 x 1.5 | 1 - | 10 | 1826670000 | 1828270000 |
| HDC KVT 63-4 | M 63 x 1.5 | 4 - | 5 | 1828230000 | 1828280000 |
| HDC KVT 63-1 | M 63 x 1.5 | - 1 | 5 | 1828240000 | 1828290000 |
| Note: HDC KVT 63-x types are supplied with a locknut. | | | | | |
| Locknut for D-Sub 9 | | | | | |
| KGM-SUB-D9 | M 32 x 1.5 | | 10 | 1828250000 | 1828300000 |

Operating mode


1. The grommet is fitted around the cable.
Important:
Choose an appropriately sized grommet for the diameter of the cable!



2. Press the grommet with the cable into the open cable gland. The flat sides of the grommet must face upwards when fitting the KVT 63/4!



3. Squeeze the two halves of the cable gland together until they lock together with an audible "click".



4. Place the seal, which is also supplied, over the thread. Then fit the cable gland into the hole and, if necessary, secure it with a locknut.



Weidmüller Service

| | | |
|---------------------------|--|-----|
| Weidmüller Service | Bespoke services: best advice, best solutions | V.2 |
| | Overview of services | V.3 |
| | Digital support: RailDesigner®, M-Print® PRO, Online catalogue | V.5 |

Best advice, best solutions

Services tailored to customers' needs

Service – at Weidmüller that means diversity. And it also means that you can take advantage of our comprehensive resources:

- Production of terminal rails and enclosures fitted with our modular terminals and other modules, and prewired
- Fitting of cable glands and the marking of terminals, conductors and enclosures according to your specification
- Competence in the processing of enclosure materials such as aluminium, plastics, sheet steel and stainless steel
- Flexibility in the product selection: besides Weidmüller products we can also integrate yours and even those of other manufacturers

This range of services enables Weidmüller to act as an external service provider to increase your capacities. And demanding standards guarantee a high level of quality every time.

The best advice for the best solutions

The start of a good partnership is always characterised by an intensive exchange of information to define the respective positions. Our contribution focuses on detailed advice with respect to:

- Optimum choice of products
- Practical pre-assembly
- Integration into your systems
- Consideration of requirements such as certification, classes of protection or hazard protection as required by your industry

That avoids mistakes right from the start – totally in keeping with the effective handling of the project, totally in keeping with perfect results. Our experience helps you create the foundation for good business and satisfied customers.



Overview of services



Production of terminal rails

Terminal rails are manufactured from steel, stainless steel, aluminium or copper to suit the diverse applications. And we can produce terminal rails with elongated or round holes, or in other forms to suit your requirements exactly. Terminal rails are fitted with modular terminals or electronic products, prewired and marked according to your specification.

The benefits for you

- No need to procure individual components
- No need to mount individual components
- No unnecessary stocks
- Just one order number for your pre-assembled terminal rail
- Constant high quality



Production of enclosures

High-tech brings benefits. Our state-of-the-art production methods open up new options for you:

- Inclusion of holes and threads in the enclosure
- Enclosure cover with hinges and other accessories if required
- More complex machining such as milling of contours or reaming of holes
- Special paint finishes: To protect against the effects of the weather, your enclosures can be painted individually. Simply specify the colour and printing you require. Special paint finishes and powder coating are also possible.

Enclosures are adapted to suit the intended application exactly. You get a tailored, individual product and the quality is guaranteed by our adherence to demanding standards.

The benefits for you

- Enclosures in various sizes and materials
- Inclusion of optional accessories such as hinges and locks
- Complex machining processes and special packaging



Cable ducts and individual accessories

In some electrical installations cable ducts can be used to improve clarity and operating safety. If required, we can integrate such cable ducts for individual switchgear such as contactors, automatic devices or control equipment. That guarantees better clarity.

The benefits for you

- Large range of different cable entries
- Enhanced flexibility thanks to the ordering of products ready to connect
- Space-, time- and cost-saving installation thanks to the Cabtite cable entry system

Overview of services



Heavy-duty connectors

To help ensure that your switchgear cabinets and installations are put into operation without delay, Weidmüller can supply prefabricated components such as heavy-duty connectors. These are assembled and prewired according to your specification and are supplied ready to connect. If required, we can also supply the finished enclosure with the heavy-duty connectors already integrated. The ConCept heavy-duty connector system from Weidmüller renders possible a whole series of applications. This modular system enables the flexible combination with different modules, crimping and cabling – all-inclusive if required.

The benefits for you

- Special requirements with respect to font, number of characters, material and printing durability for your markers
- Prewiring of connectors saves you valuable installation time
- Modular connector system can be ordered pre-crimped



Marking

Whether multi-line labelling, white or coloured terminal markers or group designations, the Weidmüller range can cater for every marking task – fast, clear and according to European standards. However, we can also supply you with preprinted markers to match your specification. Simply tell us the type of marker you require, the colour, the printing sequence and the text, and we'll look after the rest. If required, we can also install the finished markers during assembly.



Equipment labelling

Device markers are essential for marking your electrical installations. Therefore, Weidmüller can supply rating plates designed specially for your application. A wide range of different shapes, colours, materials and fixings – riveted, screwed or bonded with adhesive – are available from which to choose. And a whole range of different fonts mean that we can handle every request.

Integration of special accessories

In some cases it is necessary to integrate special accessories. This is no problem for Weidmüller because we can integrate buttons, switches, warning lamps, plugs or couplings – all properly planned, fitted, connected and tested. And that includes the products of other manufacturers as well as our own. We shall also be happy to advise you on standard accessories such as hinges.

The benefits for you

- Rating plates in various materials
- Individual printing or laser engraving
- Equipment and accessories to your specification

Digital support

RailDesigner®

RailDesigner® is a Weidmüller program for planning, assembling and ordering both terminal rails and enclosures. And it's so easy to use:

- Fast acquisition of all necessary data
- Realistic-looking graphic user interface and ideal conditions for simple assembly of your terminal rails and enclosures with all the necessary components
- Simply click on all the products you need and add accessories such as markers or cross-connectors
- To configure an individual enclosure, simply choose an enclosure type from a standard range and then add holes and other accessories to suit your requirements

These parameters form the foundation for a perfect software assistant. You can view the enclosure on the screen complete with all the configured products, and print out a hardcopy, or simply send the file to Weidmüller via e-mail in the form of an order. RailDesigner® provides you with optimum planning security and clarity during the design phase. And hence simplifies the ordering process enormously.

M-Print® PRO label designer

The comprehensive range of Weidmüller services includes the M-Print® PRO software.

This is a professional-standard, Windows®-based program for printing and ordering labels and markers that is coordinated with our current printing systems and marking materials.

M-Print® PRO enables you to design your labelling materials professionally and quickly. Texts, borders, lines, graphics, bar-codes, serial numbers and photographs are all possible. The interface to RailDesigner® or your CAE system enables the transfer of all your configured data.

Online catalogue

If you have questions about the specifications and details of our products, perhaps even outside normal business hours, then our online catalogue at <http://catalog.weidmueller.com> – open 24 hours a day, 365 days a year – is the perfect source of information. Besides product features and part numbers, it contains extensive additional information on all product groups. And for further information, offers and your personal contact, simply consult the Weidmüller website at www.weidmueller.com.



Index

| | | |
|--------------|------------------------------|------|
| Index | Index Type / Index Order No. | X.2 |
| | Worldwide activities | X.14 |

| Type | Order No. | EAN No. | Page |
|--------------------------|------------|---------------|------|
| A | | | |
| ABD-1-Stahblech | 9457300000 | 4032248173853 | G.13 |
| ABD-2-GR | 1664330000 | 4008190421021 | G.13 |
| ABD-3-GR | 1664350000 | 4008190421045 | G.13 |
| ABD-5-GR | 1664370000 | 4008190421069 | G.13 |
| ABD-6-GR | 1664390000 | 4008190421083 | G.13 |
| ABD-8-GR | 1664970000 | 4008190421670 | G.13 |
| ABD-8-OR | 1664960000 | 4008190421663 | G.13 |
| ABST.BOLZ.M3X27+KLS-C-KI | 1765130000 | 4008190081140 | C.32 |
| ADP-8/3-GR | 1664990000 | 4008190421694 | G.13 |
| ADP-8/3-OR | 1664980000 | 4008190421687 | G.13 |
| ADP-8/4-GR | 1665010000 | 4008190421717 | G.13 |
| ADP-8/4-OR | 1665000000 | 4008190421700 | G.13 |
| ADP-8/6-GR | 1665030000 | 4008190421731 | G.13 |
| ADP-8/6-OR | 1665020000 | 4008190421724 | G.13 |
| ADS/10-1/25 | 1666220000 | 4008190423261 | G.13 |
| ADS/10-2/25 | 1666230000 | 4008190423277 | G.13 |
| ADS/16-1/25 | 1666320000 | 4008190423377 | G.13 |
| ADS/16-1/37 | 1666340000 | 4008190423391 | G.13 |
| ADS/16-1/50 | 1666460000 | 4008190423575 | G.13 |
| ADS/16-2/25 | 1666330000 | 4008190423384 | G.13 |
| ADS/16-2/37 | 1666350000 | 4008190423407 | G.13 |
| ADS/6-1/15 | 1666200000 | 4008190423247 | G.13 |
| ADS/6-1/9 | 1665940000 | 4008190422974 | G.13 |
| ADS/6-2/15 | 1666210000 | 4008190423254 | G.13 |
| ADS/6-2/9 | 1665950000 | 4008190422981 | G.13 |
| AM LWL/POF | 9020360000 | 4032248300556 | G.11 |
| AM LWL/POF | 9020360000 | 4032248300556 | G.7 |

C

| | | | |
|-----------------------|------------|---------------|------|
| Cabritte ATG | 1828190000 | 4032248333707 | H.15 |
| Cabritte ATG black | 1828220000 | 4032248333738 | H.15 |
| Cabritte BTG | 1828180000 | 4032248333691 | H.15 |
| Cabritte BTK | 1828170000 | 4032248333684 | H.15 |
| Cabritte KEL 16/2 | 1825860000 | 4032248328581 | H.17 |
| Cabritte KEL 16/4 | 1825900000 | 4032248328611 | H.17 |
| Cabritte KEL 16/4 EMC | 1825750000 | 4032248328444 | H.18 |
| Cabritte KEL 16/5 | 1849770000 | 4032248378388 | H.17 |
| Cabritte KEL 16/8 | 1825910000 | 4032248328628 | H.17 |
| Cabritte KEL 24/10 | 1827760000 | 4032248333080 | H.17 |
| Cabritte KEL 24/4 | 1825930000 | 4032248328642 | H.17 |
| Cabritte KEL 24/5 | 1825940000 | 4032248328659 | H.17 |
| Cabritte KEL 24/5 EMC | 1825760000 | 4032248328451 | H.18 |
| Cabritte KEL 24/7 | 1849780000 | 4032248378371 | H.17 |
| Cabritte KEL SNAP 16 | 1827770000 | 4032248333097 | H.17 |
| Cabritte KEL SNAP 24 | 1827780000 | 4032248333103 | H.17 |
| Cabritte KEL x/3 EMC | 1825770000 | 4032248328468 | H.18 |
| Cabritte KT 10 | 1826530000 | 4032248329359 | H.15 |
| Cabritte KT 10 b | 1827670000 | 4032248333189 | H.15 |
| Cabritte KT 11 | 1826540000 | 4032248329366 | H.15 |
| Cabritte KT 11 b | 1827880000 | 4032248333196 | H.15 |
| Cabritte KT 12 | 1826550000 | 4032248329373 | H.15 |
| Cabritte KT 12 b | 1827890000 | 4032248333202 | H.15 |
| Cabritte KT 13 | 1826560000 | 4032248329380 | H.15 |
| Cabritte KT 13 b | 1827900000 | 4032248333417 | H.15 |
| Cabritte KT 14 | 1826570000 | 4032248329397 | H.15 |
| Cabritte KT 14 b | 1827910000 | 4032248333424 | H.15 |
| Cabritte KT 15 | 1826580000 | 4032248329403 | H.15 |
| Cabritte KT 15 b | 1827920000 | 4032248333431 | H.15 |
| Cabritte KT 16 | 1825950000 | 4032248328666 | H.15 |
| Cabritte KT 16 b | 1827950000 | 4032248333462 | H.15 |
| Cabritte KT 17 | 1826300000 | 4032248329120 | H.15 |
| Cabritte KT 17 b | 1827960000 | 4032248333479 | H.15 |
| Cabritte KT 18 | 1826310000 | 4032248329137 | H.15 |
| Cabritte KT 18 b | 1827970000 | 4032248333486 | H.15 |
| Cabritte KT 19 | 1826320000 | 4032248329144 | H.15 |
| Cabritte KT 19 b | 1827980000 | 4032248333493 | H.15 |
| Cabritte KT 2/4 | 1826620000 | 4032248329441 | H.15 |
| Cabritte KT 2/4 b | 1828130000 | 4032248333646 | H.15 |
| Cabritte KT 2/5 | 1826630000 | 4032248329458 | H.15 |
| Cabritte KT 2/5 b | 1828140000 | 4032248333653 | H.15 |
| Cabritte KT 2/6 | 1826640000 | 4032248329465 | H.15 |
| Cabritte KT 2/6 b | 1828150000 | 4032248333660 | H.15 |
| Cabritte KT 20 | 1826330000 | 4032248329151 | H.15 |
| Cabritte KT 20 b | 1827990000 | 4032248333509 | H.15 |
| Cabritte KT 21 | 1826340000 | 4032248329168 | H.15 |
| Cabritte KT 21 b | 1828000000 | 4032248333516 | H.15 |
| Cabritte KT 22 | 1826350000 | 4032248329175 | H.15 |
| Cabritte KT 22 b | 1828010000 | 4032248333523 | H.15 |
| Cabritte KT 23 | 1826360000 | 4032248329182 | H.15 |
| Cabritte KT 23 b | 1828020000 | 4032248333530 | H.15 |
| Cabritte KT 24 | 1826370000 | 4032248329199 | H.15 |
| Cabritte KT 24 b | 1828030000 | 4032248333547 | H.15 |
| Cabritte KT 25 | 1826380000 | 4032248329205 | H.15 |
| Cabritte KT 25 b | 1828040000 | 4032248333554 | H.15 |
| Cabritte KT 26 | 1826390000 | 4032248329212 | H.15 |
| Cabritte KT 26 b | 1828050000 | 4032248333561 | H.15 |
| Cabritte KT 27 | 1826400000 | 4032248329229 | H.15 |
| Cabritte KT 27 b | 1828060000 | 4032248333578 | H.15 |
| Cabritte KT 28 | 1826410000 | 4032248329236 | H.15 |
| Cabritte KT 28 b | 1828070000 | 4032248333585 | H.15 |
| Cabritte KT 29 | 1826420000 | 4032248329243 | H.15 |
| Cabritte KT 29 b | 1828080000 | 4032248333592 | H.15 |
| Cabritte KT 3 | 1826460000 | 4032248329281 | H.15 |
| Cabritte KT 3 b | 1827790000 | 4032248333318 | H.15 |
| Cabritte KT 30 | 1826430000 | 4032248329250 | H.15 |
| Cabritte KT 30 b | 1828090000 | 4032248333608 | H.15 |

| Type | Order No. | EAN No. | Page |
|---------------------|------------|---------------|------|
| D | | | |
| Cabritte KT 32 | 1826440000 | 4032248329267 | H.15 |
| Cabritte KT 32 b | 1828100000 | 4032248333615 | H.15 |
| Cabritte KT 34 | 1826450000 | 4032248329274 | H.15 |
| Cabritte KT 34 b | 1828110000 | 4032248333622 | H.15 |
| Cabritte KT 4 | 1826470000 | 4032248329298 | H.15 |
| Cabritte KT 4 b | 1827800000 | 4032248333325 | H.15 |
| Cabritte KT 4/5 | 1826650000 | 4032248329472 | H.15 |
| Cabritte KT 4/5 b | 1828160000 | 4032248333677 | H.15 |
| Cabritte KT 5 | 1826480000 | 4032248329304 | H.15 |
| Cabritte KT 5 b | 1827810000 | 4032248333332 | H.15 |
| Cabritte KT 6 | 1826490000 | 4032248329311 | H.15 |
| Cabritte KT 6 b | 1827830000 | 4032248333141 | H.15 |
| Cabritte KT 7 | 1826500000 | 4032248329328 | H.15 |
| Cabritte KT 7 b | 1827840000 | 4032248333158 | H.15 |
| Cabritte KT 8 | 1826510000 | 4032248329335 | H.15 |
| Cabritte KT 8 b | 1827850000 | 4032248333165 | H.15 |
| Cabritte KT 9 | 1826520000 | 4032248329342 | H.15 |
| Cabritte KT 9 b | 1827860000 | 4032248333172 | H.15 |
| Cabritte KT ASI | 1826610000 | 4032248329434 | H.15 |
| Cabritte KT ASI b | 1828120000 | 4032248333639 | H.15 |
| Cabritte KT BTG b | 1828210000 | 4032248333721 | H.15 |
| Cabritte KT BTK b | 1828200000 | 4032248333714 | H.15 |
| Cabritte KTs 16 | 1826590000 | 4032248329410 | H.15 |
| Cabritte KTs 16 b | 1827900000 | 4032248333448 | H.15 |
| Cabritte KTs 17 | 1826600000 | 4032248329427 | H.15 |
| Cabritte KTs 17 b | 1827940000 | 4032248333455 | H.15 |
| Cabritte KVT 25 | 1826660000 | 4032248329489 | H.19 |
| Cabritte KVT 25 b | 1828260000 | 4032248333776 | H.19 |
| Cabritte KVT 32 | 1826670000 | 4032248329496 | H.19 |
| Cabritte KVT 32 b | 1828270000 | 4032248333783 | H.19 |
| Cabritte KVT 63/1 | 1828240000 | 4032248333752 | H.19 |
| Cabritte KVT 63/1 b | 1828290000 | 4032248333806 | H.19 |
| Cabritte KVT 63/4 | 1828230000 | 4032248333745 | H.19 |
| Cabritte KVT 63/4 b | 1828280000 | 4032248333790 | H.19 |
| Cabritte Sample Kit | 1849780000 | 4032248378395 | H.14 |
| Cabritte SUBD9 | 1828250000 | 4032248333769 | H.19 |
| Cabritte SUBD9 b | 1828300000 | 4032248333813 | H.19 |
| CTX CM 1.6/2.5 | 9018490000 | 4008190884598 | G.10 |
| CTX CM 1.6/2.5 | 9018490000 | 4008190884598 | G.3 |
| CTX CM 1.6/2.5 | 9018490000 | 4008190884598 | G.5 |
| CTX CM 1.6/2.5 | 9018490000 | 4008190884598 | G.4 |
| CTX CM 3.6 | 9018480000 | 4008190884581 | G.10 |
| CTX CM 3.6 | 9018480000 | 4008190884581 | G.4 |
| CZB 1 | 9012710000 | 4008190118761 | G.10 |
| CZB 1 | 9012710000 | 4008190118761 | G.3 |

| Type | Order No. | EAN No. | Page |
|------------------|------------|---------------|-------|
| G | | | |
| DSTV-HD-SL 40 AU | 1566470000 | 4008190088385 | B.126 |
| DSTV-HD-SL 40 SN | 1566790000 | 4008190097653 | B.126 |
| DSTV-HD-SL 64 AU | 1566480000 | 4008190041878 | B.128 |
| DSTV-HD-SL 64 SN | 1566800000 | 4008190103286 | B.128 |
| DSTV-HD-SR 16 AU | 1566370000 | 4008190130404 | B.122 |
| DSTV-HD-SR 24 SN | 1566700000 | 4008190130596 | B.124 |
| DSTV-HD-SR 40 AU | 1566390000 | 4008190098099 | B.126 |
| DSTV-HD-SR 40 SN | 1566710000 | 4008190096995 | B.126 |
| DSTV-HD-SR 64 AU | 1566400000 | 4008190022282 | B.128 |
| DSTV-HD-SR 64 SN | 1566720000 | 4008190092108 | B.128 |
| DW RSV 1.6 | 9004530000 | 4008190041991 | G.11 |
| G | | | |
| GWDR M12-NP | 1913320000 | 4032248543663 | H.12 |
| GWDR M12-PO | 1777920000 | 4032248158188 | H.12 |
| GWDR M16-NP | 1736230000 | 4008190956028 | H.12 |
| GWDR M16-PO | 1777930000 | 4032248158195 | H.12 |
| GWDR M20-NP | 1736240000 | 4008190956035 | H.12 |
| GWDR M20-PO | 1777940000 | 4032248158201 | H.12 |
| GWDR M25-NP | 1736250000 | 4008190956042 | H.12 |
| GWDR M25-PO | 1777950000 | 4032248158218 | H.12 |
| GWDR M32-NP | 1736260000 | 4008190956059 | H.12 |
| GWDR M32-PO | 1777960000 | 4032248158225 | H.12 |
| GWDR M40-NP | 1736270000 | 4008190956066 | H.12 |
| GWDR M40-PO | 1777970000 | 4032248158232 | H.12 |
| GWDR M50-NP | 1736280000 | 4008190956073 | H.12 |
| GWDR M50-PO | 1777980000 | 4032248158249 | H.12 |
| GWDR M63-NP | 1736290000 | 4008190956080 | H.12 |
| GWDR M63-PO | 1777990000 | 4032248158256 | H.12 |
| GWDR PG11-NP | 1719560000 | 4008190352820 | H.12 |
| GWDR PG11-PO | 1719460000 | 4008190352714 | H.12 |
| GWDR PG13.5-NP | 1719570000 | 4008190352837 | H.12 |
| GWDR PG13.5-PO | 1719470000 | 4008190352721 | H.12 |
| GWDR PG16-NP | 1719580000 | 4008190352844 | H.12 |
| GWDR PG16-PO | 1719480000 | 4008190352751 | H.12 |
| GWDR PG21-NP | 1719590000 | 4008190352851 | H.12 |
| GWDR PG21-PO | 1719490000 | 4008190352758 | H.12 |
| GWDR PG29-NP | 1719600000 | 4008190352865 | H.12 |
| GWDR PG29-PO | 1719500000 | 4008190352769 | H.12 |
| GWDR PC36-NP | 1719610000 | 4008190352875 | H.12 |
| GWDR PC36-PO | 1719510000 | 4008190352772 | H.12 |
| GWDR PG42-NP | 1719620000 | 4008190352882 | H.12 |
| GWDR PG42-PO | 1719520000 | 4008190352783 | H.12 |
| GWDR PG48-NP | 1719630000 | 4008190352899 | H.12 |
| GWDR PG48-PO | 1719530000 | 4008190352790 | H.12 |
| GWDR PG7-NP | 1719540000 | 4008190352806 | H.12 |
| GWDR PG7-PO | 1719440000 | 4008190352691 | H.12 |
| GWDR PG9-NP | 1719550000 | 4008190352813 | H.12 |
| GWDR PG9-PO | | | |

| Order No. | EAN No. | Type | Page | Order No. | EAN No. | Type | Page | |
|------------|---------------|--------------------|------|-------------------|------------|---------------|-------------------|------|
| 1904350000 | 4032248585298 | HDC 64D SBU 1M32G | D.31 | 9450000000 | 9457300000 | 4032248173853 | ABD-1-Stahleblech | G.13 |
| 1904400000 | 4032248585236 | HDC 64D SDBO 1M32G | D.34 | | | | | |
| 1904430000 | 4032248585106 | HDC 64D SDLU 1M25G | D.33 | | | | | |
| 1904440000 | 4032248585212 | HDC 64D SDLU 1M32G | D.33 | | | | | |
| 1904480000 | 4032248585090 | HDC 64D SLU 1M25G | D.33 | | | | | |
| 1904490000 | 4032248585618 | HDC 64D SLU 1M32G | D.33 | | | | | |
| 1908480000 | | HDC CM Bus M4 CT | C.17 | | | | | |
| 1908490000 | | HDC CM Bus F2 | C.16 | | | | | |
| 1908500000 | | HDC CM Bus F4 CT | C.17 | | | | | |
| 1908510000 | | HDC CM Bus GCA | C.17 | | | | | |
| 1908520000 | | HDC CM Bus M1 CT | C.17 | | | | | |
| 1908530000 | | HDC CM Bus M2 | C.16 | | | | | |
| 1908540000 | | HDC CM Bus F1 CT | C.17 | | | | | |
| 1909660000 | 4032248536580 | VG M12-K67 | H.6 | | | | | |
| 1909670000 | 4032248536597 | VG M16-K67 4-8 | H.6 | | | | | |
| 1909680000 | 4032248536603 | VG M16-K67 5-10 | H.6 | | | | | |
| 1909690000 | 4032248536610 | VG M20-K67 6-12 | H.6 | | | | | |
| 1909700000 | 4032248536627 | VG M20-K67 10-14 | H.6 | | | | | |
| 1909710000 | 4032248536634 | VG M25-K67 | H.6 | | | | | |
| 1909720000 | 4032248536641 | VG M32-K67 | H.6 | | | | | |
| 1909730000 | 4032248536658 | VG M40-K67 | H.6 | | | | | |
| 1909740000 | 4032248536665 | VG M50-K67 | H.6 | | | | | |
| 1909750000 | 4032248536672 | VG M63-K67 | H.6 | | | | | |
| 1909760000 | 4032248536689 | VG PG7-K67 | H.6 | | | | | |
| 1909770000 | 4032248536696 | VG PG9-K67 | H.6 | | | | | |
| 1909780000 | 4032248536702 | VG PG11-K67 | H.6 | | | | | |
| 1909790000 | 4032248536719 | VG PG13,5-K67 | H.6 | | | | | |
| 1909800000 | 4032248536726 | VG PG16-K67 | H.6 | | | | | |
| 1909810000 | 4032248536733 | VG PG21-K67 | H.6 | | | | | |
| 1909820000 | 4032248536740 | VG PG29-K67 | H.6 | | | | | |
| 1909830000 | 4032248536757 | VG PG36-K67 | H.6 | | | | | |
| 1909840000 | 4032248536764 | VG PG42-K67 | H.6 | | | | | |
| 1909850000 | 4032248536771 | VG PG48-K67 | H.6 | | | | | |
| 1909860000 | 4032248536788 | VG M16-1/K68 | H.6 | | | | | |
| 1909870000 | 4032248536795 | VG M25-1/K68 | H.6 | | | | | |
| 1909880000 | 4032248536801 | VG M32-1/K68 | H.6 | | | | | |
| 1909890000 | 4032248536818 | VG M40-1/K68 | H.6 | | | | | |
| 1909900000 | 4032248536825 | VG M50-1/K68 | H.6 | | | | | |
| 1909910000 | 4032248536832 | VG M16-1/MS68 | H.9 | | | | | |
| 1909920000 | 4032248536849 | VG M25-1/MS68 | H.9 | | | | | |
| 1909930000 | 4032248536856 | VG M32-1/MS68 | H.9 | | | | | |
| 1909940000 | 4032248536863 | VG M40-1/MS68 | H.9 | | | | | |
| 1909950000 | 4032248536870 | VG M50-1/MS68 | H.9 | | | | | |

1910000000

| | | | |
|------------|---------------|-----------------------|-------|
| 1912190000 | 4032248541515 | HDC SHIELD CLAMP 4.5 | G.16 |
| 1912200000 | 4032248541522 | HDC SHIELD CLAMP 5.0 | G.16 |
| 1912210000 | 4032248541539 | HDC SHIELD CLAMP 6.0 | G.16 |
| 1912220000 | 4032248541546 | HDC SHIELD CLAMP 7.0 | G.16 |
| 1912230000 | 4032248541553 | HDC SHIELD CLAMP 8.0 | G.16 |
| 1912240000 | 4032248541560 | HDC SHIELD CLAMP 9.0 | G.16 |
| 1912250000 | 4032248541577 | HDC SHIELD CLAMP 10.0 | G.16 |
| 1912440000 | 4032248542031 | HDC HQ 5 MC | B.106 |
| 1912460000 | 4032248542055 | HDC HQ 5 FC | B.106 |
| 1913320000 | 4032248543663 | GWDR M12-NP | H.12 |
| 1919970000 | 4032248557943 | HDC HQ 8 MC | B.108 |
| 1919980000 | 4032248557950 | HDC HQ 8 FC | B.108 |

1920000000

| | | | |
|------------|---------------|-------------|-----|
| 1921720000 | 4032248562909 | VG H M20 MS | H.8 |
| 1921740000 | 4032248563012 | VG H M25 MS | H.8 |
| 1921760000 | 4032248563029 | VG H M32 MS | H.8 |
| 1921770000 | 4032248563036 | VG H M40 MS | H.8 |

1930000000

| | | | |
|------------|---------------|---------------------|------|
| 1934770000 | 4032248592029 | HDC GRIP PANEL 8 SC | G.17 |
|------------|---------------|---------------------|------|

9000000000

| | | | |
|------------|---------------|------------|------|
| 9002650000 | 4008190020163 | KT 8 | G.7 |
| 9004530000 | 4008190041991 | DW RSV 1.6 | G.11 |

9010000000

| | | | |
|------------|---------------|----------------|------|
| 9010950000 | 4032248331543 | HTX-HDC/POF | G.11 |
| 9010950000 | 4032248331543 | HTX-HDC/POF | G.7 |
| 9012710000 | 4008190118761 | CZB 1 | G.10 |
| 9012710000 | 4008190118761 | CZB 1 | G.3 |
| 9018480000 | 4008190884581 | CTX CM 3.6 | G.10 |
| 9018480000 | 4008190884581 | CTX CM 3.6 | G.4 |
| 9018490000 | 4008190884598 | CTX CM 1.6/2.5 | G.10 |
| 9018490000 | 4008190884598 | CTX CM 1.6/2.5 | G.3 |
| 9018490000 | 4008190884598 | CTX CM 1.6/2.5 | G.4 |
| 9018490000 | 4008190884598 | CTX CM 1.6/2.5 | G.5 |

9020000000

| | | | |
|------------|---------------|------------|------|
| 9020360000 | 4032248300556 | AM LWL/POF | G.11 |
| 9020360000 | 4032248300556 | AM LWL/POF | G.7 |
| 9020390000 | 4032248300570 | PS LWL/POF | G.11 |
| 9020390000 | 4032248300570 | PS LWL/POF | G.7 |
| 9020400000 | 4032248300587 | PB LWL/POF | G.11 |
| 9020400000 | 4032248300587 | PB LWL/POF | G.7 |

Worldwide activities

- AE UAE**
United Arab Emirates
 Weidmüller Middle-East
 P.O. Box 62448
 Dubai
 Phone +971 4 3522215, 3523043
 Fax +971 4 3599950
 info@weidmuller.ae
- AR Argentina**
 CPI SA
 Bauness 2660
 1431 Buenos Aires
 Phone +54 11 45238008
 Fax +54 11 45220546
 compras@cpi.com.ar
- AT Austria**
 Weidmüller Ges.m.b.H.
 Industriezentrum Nö Süd
 Straße 2, Objekt M2
 2355 Wiener Neudorf
 Phone +43 2236 6708-0
 Fax +43 2236 6708-199
 office.at@weidmueller.com
- AU Australia**
 Weidmüller Pty. Ltd.
 43 Huntingwood Drive
 Huntingwood,
 NSW, 2148
 P.O.Box 6944
 Blacktown
 NSW, 2148
 Phone +61 2 9671-9999
 Fax +61 2 9671-9911
 info@weidmuller.com.au
 www.weidmuller.com.au
- AZ Azerbaijan**
 West Industries Ltd.
 Caspian Plaza, 5-th Floor
 44 J. Jabbarly Str, Baku, Azerbaijan
 Phone +99412 499 15 15
 Fax +99412 499 14 93
 sales@west-i.com
- BA Bosnia-Herzegovina**
 BH ES Elektrosistem d.o.o.
 ul. J. Veselinovica 18
 78000 Banja Luka
 Bosna
 Phone +387 51 317500
 Fax +387 51 317500
 elisist@inecco.net
 www.elektrosistem.co.yu
- BE Belgium**
 Weidmüller Benelux B.V.
 Ambachtenlaan 11 A
 3001 Heverlee
 Phone +32 16 395990
 Fax +32 16 401051
 info@weidmueller.be
- BG Bulgaria**
 Weid-Bul eOOD
 ul. Nezabravka 33 A,
 bl. 315/3/10
 1113 Sofia
 Phone +359 2 9632560
 Fax +359 2 9631098
 weidbul@nat.bg
- BH Bahrain**
 Khayber Trading Company
 P.O. Box 1976 Manama,
 Bahrain
 Phone +973 17720747
 Fax +973 17720331
 khayber@batelco.com.bh
- BR Brazil**
 Conexel Conexoes Elétricas Ltda.
 Rua Garcia Lorca, 176- V. Paolicéia,
 09695-900, Sao Bernardo do
 Campo - SP, Brasil
 Phone +55 11 43669600
 Fax +55 11 43621677
 vendas@conexel.com.br
 www.conexel.com.br
- BY Belarus**
 TECHNIKON Ltd.
 Oktyabrskaya Str. 16/5
 Apt. 704
 220030 Minsk
 Belarus
 Phone +375 17 2104626
 Fax +375 17 2275830
 technikon@belsonet.net
- CA Canada**
 W Interconnections Canada Inc.
 10 Spy Court, Markham,
 Ontario L3R 5H6
 Phone +1 905 475-1507
 Fax +1 905 475-5855
 info1@weidmuller.ca
 www.weidmuller.ca
- CH Switzerland**
 Weidmüller Schweiz AG
 Rundbuckstrasse 2
 8212 Neuhausen am Rheinfall
 Phone +41 52 6740707
 Fax +41 52 6740708
 info@weidmueller.ch
 www.weidmueller.ch
- CL Chile**
 Felipe Bahamondes S.A./ATS AGRO
 Servicios Agroindustriales
 Maria Luisa Santander 0475
 Providencia
 Casilla 3425
 Santiago
 Phone +56 2 341-1271
 Fax +56 2 341-1275
 felipe@atsintech.com
- CN China**
 Weidmüller Interface International
 Trading (Shanghai) Co., Ltd.
 12 F, Century Ba-Shi Building,
 No. 398 Huaihai Road (M)
 Shanghai 200020
 P.R. China
 Phone +86 21 63868188
 Fax +86 21 63867177
 www.cnweidmuller.com
- CO Colombia**
 Automatizacion Avanzada S. A.
 Carrera 97 No. 42 A-23 B3,
 Santafé de Bogotá Colombia.
 Phone +57 1 4132048
 Fax +57 1 4159788
 mgallegos@
 automatizacionavanzada.com
- CR Costa Rica**
 ELVATRON S.A.
 400 Norte
 Banco Costa Rica, la Uruca,
 San José, Costa Rica
 Phone +506 2 961060
 Fax +506 2 960328
 dirk.haase@elvatron.com
- CS Serbia and Montenegro**
 ES-YU Elektrosistem
 Pariske komune 41
 11070 Novi Beograd
 Serbia
 Phone +381 11 697212
 Fax +381 11 693608
 esyu@eunet.yu
 www.elektrosistem.co.yu
- CZ Czech Republic**
 Weidmüller s. r. o.
 Videnska ul. 340
 25242 Vestec u Prahy
 Phone +420 2 44001400
 Fax +420 2 44001499
 office@weidmueller.cz
- DE Germany**
 Weidmüller GmbH & Co. KG
 Ohmstraße 9
 32758 Detmold
 Phone +49 5231 1428-0
 Fax +49 5231 1428-116
 weidmueller@weidmueller.de
 www.weidmueller.de
- DK Denmark**
 Knud Wexøe A/S
 Skættekæret 11
 P.O. Box 152
 2840 Holte
 Phone +45 45465800
 Fax +45 45465801
 wexoe@wexoe.dk
- EE Estonia**
 Alter Electric OÜ
 Türi 6, 11313 Tallinn, Estonia
 Phone +372 65 19 666
 Fax +372 65 19667
 alter@alter.ee
- EG Egypt**
 Standard Electric
 87, Mohamed Farid Street
 Heliopolis, Cairo, Egypt
 Phone +20 6 42 29 77/6 42 29 88
 Fax +20 6 42 29 55
 stdelec@rite.com
- ES Spain**
 Weidmüller S. A.
 Narcis Monturiol 11-13
 Pol.Ind. Sudoeste
 08960 Sant Just Desvern
 Barcelona
 Phone +34 93 4803386
 Fax +34 93 3718055
 weidmuller@weidmuller.es
 www.weidmuller.es
- FI Finland**
 JUHA-ELEKTRO OY
 Kylvöpolku 6, P. O. Box 57
 00681 Helsinki
 Phone +358 9 478411
 Fax +358 9 47841311
- FR France**
 Weidmüller EURL
 12, Chaussée Jules César
 B.P. 263 Osny
 95523 CERGY PONTOISE Cedex
 Phone +33 1 34245500
 Fax +33 1 34245501
 mail@weidmuller.fr
 www.weidmueller.com
- GB United Kingdom**
 Weidmuller Ltd.
 1 Abbey Wood Road
 Kings Hill, West Malling
 Kent ME19 4YT
 Phone +44 1732 877000
 Fax +44 1732 873873
 info@weidmuller.co.uk
 www.weidmueller.com
- GR Greece**
 Electorama S.A.
 1 An. Martali Str.
 41335 Larissa
 Phone +30 2410 552533
 Fax +30 2410 283463
 valvizos@electorama.com.gr
- HK Hong Kong**
 United Equity Limited
 Suite B, 11/F International Industrial
 Centre
 2-8 Kwei Tei Street, Fotan, Shatin
 Hong Kong
 Phone +852 26876739
 Fax +852 26876735
 united_equity@sinatown.com
- HR Croatia**
 Elektro Partner d.o.o.
 Radnicka cesta 22
 10000 Zagreb
 Phone +385 1 6184793
 Fax +385 1 6184795
 elektropartner@zg.htnet.hr
- HU Hungary**
 Weidmüller Kereskedelmi Kft
 Dombóvári út 13
 1117 Budapest
 P. O. Box 22
 1507 Budapest
 Phone +36 1 464-7888
 Fax +36 1 3827701
 info@weidmueller.hu
- ID Indonesia**
 P. T. Nego Electrindo
 Komplek Sentra Kramat, Blok A18
 Jl. Kramat Raya No. 7-9
 Jakarta 10450 Indonesia
 Phone +62 21 3156218
 Fax +62 21 3156219
 sutrisno@negoelectrindo.co.id
- IE Ireland**
 A.P. Haslam Ltd.
 14 Sunshine Ind. Estate
 Crumlin Road
 Dublin 12
 Phone +353 1 453-2522
 Fax +353 1 453-2949
 paul.haslam@aphaslam.ie
- IL Israel**
 A.U. Shay Ltd.
 Embar Street 23/25
 P.O.Box 10049
 Petach-Tikva 49222
 Phone +972 3 9233601
 Fax +972 3 9234601
 shay@uriel-shay.com
- IN India**
 Weidmüller
 Representative office
 Vijay Dattani
 # 156-4th cross, Prashant Extension
 Whitefield
 Bangalore - 560 066
 Phone +91 80 8453999
 vdattani@eth.net
- IR Iran**
 TAF Co.
 72, Iranshahr Av.
 Unit 5,
 15816 Teheran
 Phone +98 21 8831-7851
 Fax +98 21 8882-0268
 info@taf-co.com
- IS Iceland**
 Samey Automation Center
 Lyngas 13, 210 Garoabaer,
 Iceland
 Phone +354 510 5200
 Fax +354 510 5201
 samey@samey.is
- IT Italy**
 Weidmüller S.r.l.
 Via Albert Einstein 4
 20092 Cinisello Balsamo
 Milano
 Phone +39 02 660681
 Fax +39 02 6124945
 weidmuller@weidmuller.it
 www.weidmueller.it
- JO Jordan**
 Horizons Engineering
 P.O. Box 330607 ZC
 11133 Amman
 Phone +962 64882114
 Fax +962 4882115
 horizons@go.com.jo
- JP Japan**
 Nihon Weidmüller Co. Ltd.
 Asahi Seimei Bldg. 11F
 1-14-1 Fuchicho Fuchu-shi
 Tokyo 183-0055 Japan
 Phone +81 42 330-7891
 Fax +81 42 330-7895
 www.weidmuller.co.jp
- KR South Korea**
 Weidmüller Co., Ltd.
 2 floor Wooam B/D 46-27
 Samsung2-Dong, Kangnam-Ku
 Seoul
 Korea, Zip: 135-868
 Phone +82 2 5160003
 Fax +82 2 5160090
 info@weidmuller.co.kr
- KW Kuwait**
 NOURI Industrial Establishment Co.
 P.O.Box 2829,
 Safat 13029 Kuwait
 Phone +965 4333355
 Fax +965 4344085
 contact@nie-kwt.com
- KZ Kazakhstan**
 SEA STAR
 58-A, Office 609, Abilay Khan Aven.
 Almaty, 50004
 Kazakhstan
 Phone +7 3272 733307
 Phone +7 3272 501780
 alexander@seastargroup.com
- KZ Kazakhstan**
 Electric Light LLP
 84, Auezov Street
 Office 310
 480057 Almaty
 Kazakhstan
 Phone +7 3272 421709
 Fax +7 3272 779955
 wgm@nursat.kz

- LB Lebanon**
Progress Engineering & Trading Enterprises
P.O. Box 11-1111
Pharon Bldg., Opp Electr. du Liban
Chafaca Str., Al Nahr
Beirut - Lebanon
Phone +961 1 444664
Fax +961 1 561880
progress@inco.com.lb
- LT Lithuania**
ELEKTROS IRANGA
Tinklu g.29a, 5319 Panevezys, Lithuania
Phone +370 45582828
Fax +370 45582727
info@eliranga.lt
- LU Luxembourg**
Please contact
Weidmüller Belgium, Heverlee
- LV Latvia**
Elekrosistemas SIA
K. Ulmana gatve 140
LV-1029 Riga
Latvia
Phone +371 7870557
Fax +371 7870541
edgars.vilkins@profs.lv
www.profs.lv
- MK Macedonia**
ES MK Elektrosistem d.o.o.
Ul. Bulevar III makedonske brigade bb
91000 Skoplje
Macedonia
Phone +389 91 460295
Fax +389 91 460298
elektro-smk@telekabel.net.mk
- MX Mexico**
W Interconnections, S.A. de C.V.
Av. Ingenieros Civiles No. 204-B,
Conjunto Industrial Chachapa
72990 Chachapa,
Puebla Mexico
Phone +52 222 2866247/48/49
Fax +52 222 2866242
clientes@weidmuller.com.mx
- MY Malaysia**
Connect Plus Technology Sdn Bhd
9, Jalan PJS 11/24,
Bandar Sunway,
46150 Petaling Jaya,
Selangor Darul Ehsan,
Malaysia
Phone +60 3 5633 7363
Fax +60 3 5633 6562
andy@cptech.com.my
www.cptech.com.my
- NL Netherlands**
Weidmüller Benelux B.V.
Franciscusweg 221
1216 SE Hilversum
Postbus 1505
1200 BM Hilversum
Phone +31 35 6261261
Fax +31 35 6234569
info@weidmuller.nl
www.weidmuller.nl
- NO Norway**
Siv. Ing. J. F. Knudtzen A/S
Billingstadsletta 97
1396 Billingstad, P.O. Box 160
1378 Nesbru
Phone +47 66 983350
Fax +47 66 980955
patorgersbraaten@jknudtzen.no
- NZ New Zealand**
Cuthbert S. Steward Limited
27 Te Puni Street
POB 38496 Petone
Petone, Wellington
Phone +64 4 5686156
Fax +64 4 5686056
- OM Oman**
DAN INTERNATIONAL LLC.
PO.BOX 2901
111 Seeb
Oman
Phone +968 503 677
Fax +968 503 755
yedu@danintl.com
- PE Peru**
TECNOLOGÍA ELÉCTRICA
Y SOLUCIONES S.A.C.
Calle Huandoy 501, Lima 32 - Perú
Phone +51 1 5620004
Fax +51 1 5620004
info@tecsol-peru.com
- PH Philippines**
El Criscent Corporation
B-41 L-10, Villa Palao,
Banlic, Calamba City
Laguna 4027,
Philippines
Phone +63 49 3456329
Fax +63 49 3456329
ecc@laguna.net
- PH Philippines**
Enclosure Systems Specialists Inc
G/F, GE Building
2291 Don Chino Roces Ava Ext
Makati City 1231,
Philippines
Phone +63 2 813 8580
Fax +63 2 813 8596
encsys@mozcom.com
- PL Poland**
Weidmüller Sp. z o.o.
ul. Goleznowska 10
03-302 Warszawa
Poland
Phone +48 22 5100940
Fax +48 22 5100941
biuro@weidmuller.com.pl
www.weidmuller.pl
- PT Portugal**
Weidmüller - Sistemas de Interface, S. A.
Estrada Outeiro Polima, Lote B,
N.º B2, Escritório 2 - Abóboda
2785-518 Sao Domingos de Rana
Lisboa
Phone +351 21 4459190
Fax +351 21 4455871
weidmuller@weidmuller.pt
www.weidmuller.pt
- PY Paraguay**
Rewo Paraguay S.A.
Sucre 2590 esq Emeterio Miranda
Asunción
Paraguay
Phone +595 21 60 60 13
Fax +595 21 60 60 13
rewo@telesurf.com.py
- QA Qatar**
Doha Motors
(Technical Division)
Post Box No. 145
Al Wakrath Road
Doha-Qatar
Phone +974 465 1441
Fax +974 465 4579
dmtctech@qatar.net.qa
- RO Romania**
Rominterface Impex SRL
Str. Gh. Dem Teodorescu 30A
030916 Bukarest - sector 3
Phone +40 21 3220230
Fax +40 21 3228857
romint@dnt.ro
- RU Russia**
Weidmüller Representative Office
Shabolovka street 2
119049 Russia, Moskau
Phone +7 495 771-6940
Fax +7 495 771-6941
info@weidmueller.ru
www.weidmueller.ru
- SA Saudi Arabia**
Al Abdulkarim Trading
P.O. Box 5777, Dammam
31432 Saudi Arabia
Phone +966 3 833-7110
Fax +966 3 833-8242
info@akte.com.sa
- SA Saudi Arabia**
Saudi Electric Supply Co.
P.O. Box 3298, Al Khobar
31952 Saudi Arabia
Phone +966 3 882-9546227
Fax +966 3 882-9547
customer.service@sesco-ge.com
- SE Sweden**
Weidmüller AB
Stockholm, Arenavägen 39,
12177 Johanneshov
P.O. Box 10120
12128 Stockholm-Globen
Phone +46 771 43 00 44
Fax +46 8 7272480
mail.stockholm@weidmuller.se
- SG Singapore**
Weidmüller Pte. Ltd.
629 Aljunied Road, #05-05
Cititech Industrial Building
Singapore 389838
Phone +65 6841 5311
Fax +65 6841 5377
info@weidmuller.com.sg
www.weidmuller.com.sg
- SI Slovenia**
ELEKTROŠPOJI d.o.o.
Stegne 25
1000 Ljubljana
Phone +38 6 15113810
Fax +38 6 15111604
elektrospoj@siol.net
- SK Slovakia**
Elektris s.r.o.
Racianska 188
SK 83153 Bratislava, Slovakia
Phone +421 2 49200113
Fax +421 2 44680328
weidmueller@computel.sk
- SY Syria**
Hovaguimian Bros.
P.O. Box 5093
Darnascus
Syria
Phone +963 11-221 84 05
Fax +96311-224 48 69
Hb.hovag@mail.sy
- TH Thailand**
Pisanu Engineering Co., Ltd
800/2 Asoke Dindaeng Road,
Dindaeng,
Bangkok 10400
Thailand
Phone +66 2 2459113
Fax +66 2 2463214
ecsales@pisanu.co.th
www.pisanu.co.th
- TR Turkey**
Weidmüller Elektronik Ticaret Ltd.Şti.
Kavacik Mah. Mihrabad Cad. 143/1
34810 Beykoz - Istanbul / Turkey
Phone +90 216 5371070 (Pbx)
Fax +90 216 5371077
info@weidmuller.com.tr
- TW Taiwan**
Fittatek Co., Ltd.
12 F.No. 185 Fu-Kuo Road,
Tso Ying Dist,
Kaohsiung, Taiwan
Phone +886 7556-0858
Fax +886 7556-3279
stanley@fittatek.com.tw
- TW Taiwan**
Eucan Enterprise Ltd.
No. 145 He Ping 2nd Rd
Kaohsiung, Taiwan
Phone +886 7 715 6610
Fax +886 7 715 8748
mark@eucan.com.tw
www.eucan.com.tw
- UA Ukraine**
TEKO Interface
Per.Industrialny 2
03056 - Kiev
Phone +380 04463 57760
Fax +380 04463 91082
elektro@panko.kiev.ua
- US USA**
W-Interconnections, Inc.
821 Southlake Boulevard, Rich-
mond, VA 23236
Phone +1 804 7942877
Fax +1 804 3792593
info@weidmuller.com
www.weidmuller.com
- UY Uruguay**
Rewo Uruguay S.A.
AV. Bolivia 2001 Esq Rocafuerte
Carrasco Montevideo
Phone +598 260 4 8439
Fax +598 260 4 8439
clorda@rewouruguay.com.uy
- VE Venezuela**
Somerinca C. A.
Edificio Esteban Piso 2
Calle Vargas Bolleita Notre
Caracas 1070 A
Venezuela
Phone +58 212 2352748
Fax +58 212 2385625
klocmoeller@cantv.net
- VN Vietnam**
New Sky Co., Ltd
206 Nguyen Thai Binh Str.,
Ward 12., Tan Binh Dist.,
Ho Chin Minh City
Vietnam
Phone +848 811 6768
Fax +848 811 7899
newsy-e@hcm.vnn.vn
www.newsy-e.com
- YE Yemen**
Please contact
Weidmüller Middle-East
United Arab Emirates
- ZA South Africa**
RAD Interface Pty. Ltd.
5 Bundo Road
Sebenza Extension
Edenvale 1609
P.O.Box 193
Edenvale 1610
Phone +27 11 452-1930
Fax +27 11 452-6455
alockyer@radinterface.co.za
- DE Other countries**
Weidmüller Interface GmbH & Co. KG
P.O. Box 3030
32720 Detmold
Klingenbergstraße 16
32758 Detmold
Phone +49 5231 14-0
Fax +49 5231 14-20 83
info@weidmueller.com
www.weidmueller.com
- DE** Group companies
- DE** Agency abroad
- DE** Without own Agency

We cannot guarantee that there are no mistakes in the publications or software provided by us to the customer for the purpose of making orders. We try our best to quickly correct errors in our printed media. For this purpose we list corrections, which have been identified after publishing printed media, on our web site at www.weidmueller.com. For convenience we list these corrections against product catalogue number and/or page number. This Internet-database is part of our catalogue.

All orders are based on our general terms of delivery, which can be reviewed on the websites of our group companies where you place your order. On demand we can also send the general terms of delivery to you.

X