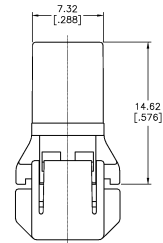
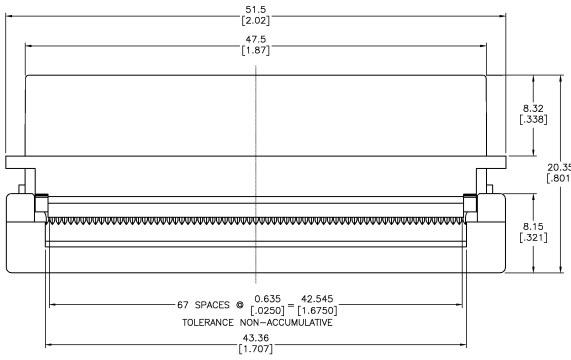
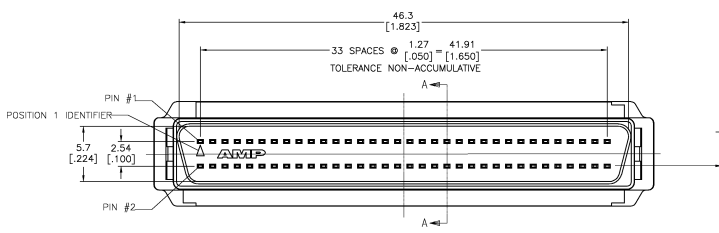
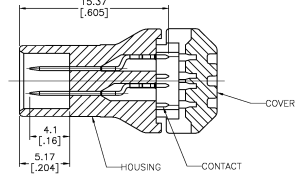


REV	DATE	DESCRIPTION	BY	CHK	APP
00					
S		REVISED PER EC 0513-0183-03	304P/03	JG	CC



- △ HOUSING & COVER: PBT 30% GLASS FILLED, UL 94V-0 RATED, COLOR BLACK. CONTACTS: PHOSPHOR BRONZE.
- △ CONTACTS: 0.00076[0.00030] MIN GOLD ON MATING END, 0.00127[0.00050] MIN BRIGHT TIN-LEAD ON TERMINATION END, ALL OVER 0.00127[0.00050] MIN NICKEL ON ENTIRE CONTACT.
- △ CONTACTS: 0.00038[0.00015] MIN GOLD ON MATING END, 0.00127[0.00050] MIN BRIGHT TIN-LEAD ON TERMINATION END, ALL OVER 0.00127[0.00050] MIN NICKEL ON ENTIRE CONTACT.
- 4. RECOMMENDED WIRE: #30 AWG AND #31 AWG STRANDED OR SOLID RIBBON CABLE. CONTACT TYCO ELECTRONICS ENGINEERING FOR APPROVED CABLES.
- 5. DIMENSIONS SHOWN ARE FOR 68 POSITION ASSEMBLY.
- △ CONTACTS: 0.00076[0.00030] MIN GOLD ON MATING END, 0.00127[0.00050] MIN BRIGHT TIN ON TERMINATION END, ALL OVER 0.00127[0.00050] MIN NICKEL ON ENTIRE CONTACT.



SECTION A-A

TUBE	CONTACT	NO OF POS	PART NUMBER
△ 6B	△ 6B	68	6-786090-7
△ 6B	△ 6B	1-786090-7	
△ 6B	△ 6B	786090-7	
△ 5D	△ 5D	50	786090-5

SUPERSEDED BY 390377-5

DESCRIPTION	TERMINAL LEVEL	ENVIRONMENTAL	TEST	DATE
AMP	AMP	AMP	AMP	AMP

THIS DRAWING IS A CONTROLLED DOCUMENT. SEE TABLE FOR MATERIALS.

DATE	BY	CHK	APP
00779			

CUSTOMER DRAWING