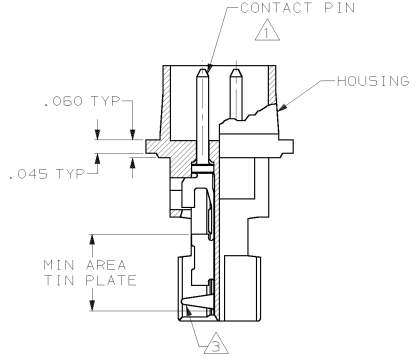
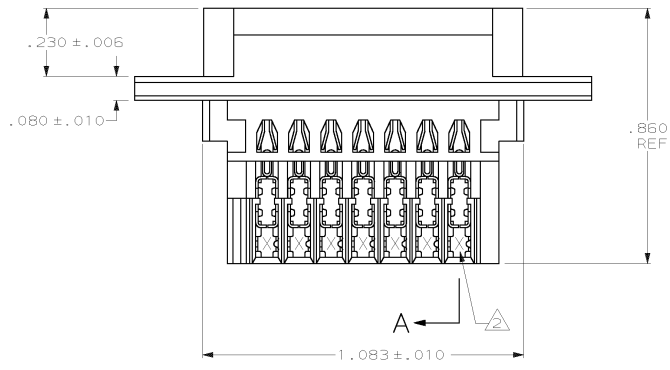
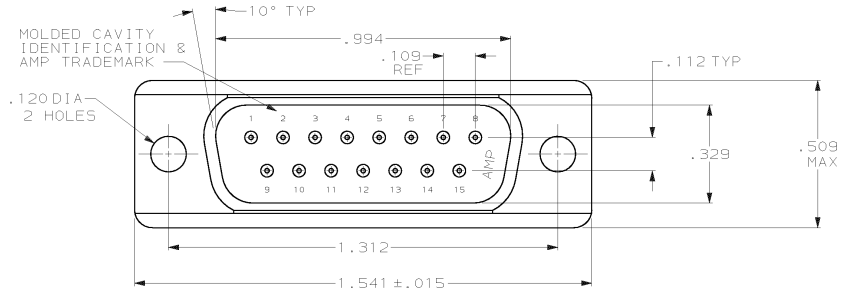


DRAWING MADE IN THIRD ANGLE PROJECTION
 THIS DRAWING IS UNPUBLISHED. RELEASED FOR PUBLICATION .19
 © COPYRIGHT 19 BY AMP INCORPORATED. ALL INTERNATIONAL RIGHTS RESERVED.

LOC	DIST	P	F	ZONE	LTR	REVISIONS	DATE	APPD
GP	00				L	REVISED PER EC 0513-0300-04	04SEP94	JG



SECTION A-A

- ① HOUSING FULLY LOADED WITH CONTACTS.
- ② NUMBER ON CONTACT INDICATES WIRE RANGE.
- ③ CONTACT INSULATION RANGE: .060 MAXIMUM O.D.
- ④ CONTACTS PLATED GOLD PLATED FOR LENGTH OF .150 MIN FROM MATING END, .000030 MIN GOLD IN MATED AREA, .000100-.000200 BRIGHT TIN OR BRIGHT IN TIN-LEAD AREA SHOWN. .000050 NICKEL UNDERPLATE ON ENTIRE CONTACT.
- ⑤ CONTACTS PLATED GOLD PLATED FOR LENGTH OF .150 MIN FROM MATING END, GOLD FLASH IN MATED AREA, .000100-.000200 BRIGHT TIN OR BRIGHT IN TIN-LEAD AREA SHOWN. .000030 NICKEL UNDERPLATE ON ENTIRE CONTACT.
- ⑥ CONTACTS PLATED GOLD PLATED FOR LENGTH OF .150 MIN FROM MATING END, .000030 MIN GOLD IN MATED AREA, .000100-.000200 MATTE TIN IN AREA SHOWN. .000050 NICKEL UNDERPLATE ON ENTIRE CONTACT.

	FINISH	AWG WIRE RANGE	PART NUMBER
OBSOLETE	⑥	2	#22-26 745207-7
OBSOLETE	⑤	3	#20-22 745207-6
OBSOLETE		2	#22-26 745207-5
OBSOLETE		1	#26-30 745207-4
OBSOLETE	④	3	#20-22 745207-3
OBSOLETE		2	#22-26 745207-2
OBSOLETE		1	#26-30 745207-1

DO NOT SCALE PRINT. UNLESS SPECIFIED DIMENSIONS IN INCHES. TOLERANCES ON: 2 PLC DEC ± .005 3 PLC DEC ± .005 ANGLES ± 2°	DR 4-6-90 J GALLUCCI B6 CHK 6-21-90 W. LENKER APPD 6-22-90 J. WESTMAN	AMP INCORPORATED Harrisburg, Pa. 17105 PLUG ASSEMBLY, SIZE 2, 15 POSITION, AMPLIMITE™
MATERIAL HOUSING: BLACK THERMOPLASTIC 94V-0 RATED CONTACTS: PHOSPHOR BRONZE	APPD 6-22-90 J. ASSINI PRODUCT SPEC 108-40011	
FINISH SEE TABLE	APPLICATION SPEC 114-40002	NAME SIZE C FSCM NO 00779 DRAWING NO 745207 SCALE 4:1 SHEET 1 OF 1

CUSTOMER DRAWING