

4

3

2

1

THIS DRAWING IS UNPUBLISHED. RELEASED FOR PUBLICATION 2009  
BY TYCO ELECTRONICS CORPORATION. ALL INTERNATIONAL RIGHTS RESERVED.  
COPYRIGHT 2009

REV. NO.	DATE	BY	CHKD	DESCRIPTION
E3	18NOV2009	SR	OD	ECR-09-022009

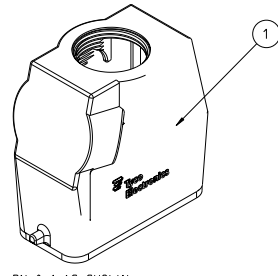
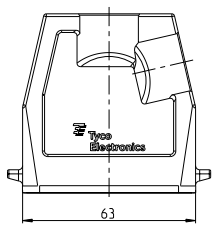
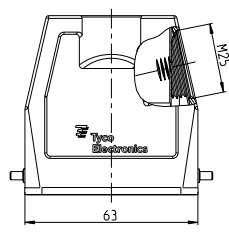
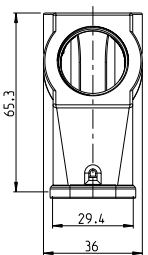
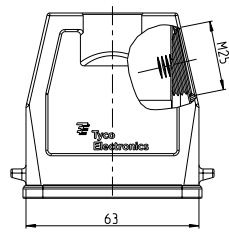
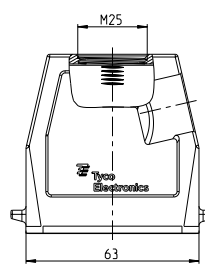
PN 0-1 AS SHOWN

PN 0-2 AS SHOWN

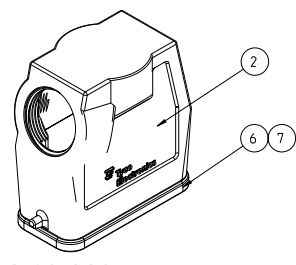
PN 0-2 AS SHOWN

PN 0-4 AS SHOWN

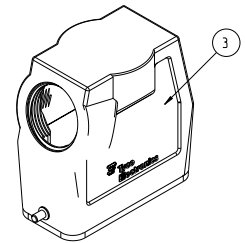
PN 0-5 AS SHOWN



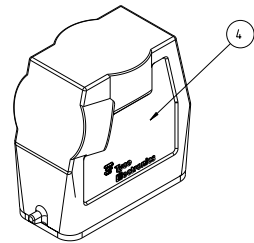
PN 0-1 AS SHOWN



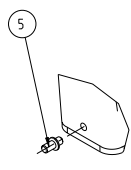
PN 0-2 AS SHOWN



PN 0-4 AS SHOWN



PN 0-5 AS SHOWN



NOTES:

- 1 PACKAGING QUANTITY: 5 PIECES PER BOX
- MATERIAL: HOUSING: ALUMINUM DIE CAST ALLOY  
SEALS: NEOPRENE
- △ SURFACE: VARNISH GREY  
ALUMINUM OXIDE + VARNISH BLACK
- △ VARNISH ON THE INSIDE NOT NECESSARY

QTY	DESCRIPTION	MATERIAL	SURFACE	COLOR	ITEM	NOTES		
2	INSULATING TAPE	COROPLAST TYP 303		GREY RAL7001	7	PVC SOFT		
1	PROFILE SEAL	NEOPRENE		BLACK	6			
2	CLIP BOLT	STAINLESS STEEL	BLANK		5			
1	HOOD HD	ALU. ALLOY		GREY RAL7001	4			
1	HOOD HD	ALU. ALLOY	ALUMINUM OXID	BLACK	3			
1	HOOD HD	ALU. ALLOY		GREY RAL7001	2			
1	HOOD HD	ALU. ALLOY		GREY RAL7001	1			
0-5	0-2	0-1	DESCRIPTION	MATERIAL	SURFACE	COLOR	ITEM	NOTES
			HD.15.STG.1.M25.G					
			HD.15.STS.1.M25.G					
			HD-K.15.STS.1.M25.G					
			HD.15.ST					

DIMENSIONS: mm 	TO BE USED IN CONJUNCTION WITH THE FOLLOWING TYCO ELECTRONICS PRODUCTS FOR THE CORP. SERIES: OPERATING SPECIFICATIONS: 0 PLC 1 PLC 2 PLC 3 PLC 4 PLC 5 PLC ANGLES FINISH	DWG. NO. 18NOV2009 CDR APPROV. PRODUCT SPEC. APPLICATION SPEC. WEIGHT CUSTOMER DRAWING	Tyco Electronics AMP GmbH 53757 Sankt Augustin (Germany) <b>CONNECTOR HOUSING ASS'Y</b> <b>SERIES HD.15 METRIC THREAD</b> SIZE: A2 CASE CODE: 00779 DRAWING NO: 1106414 SCALE: 1:1 SHEET: 1 of 1 REV: E3
-----------------------	---	--	---