THIS DRAWING IS UNPUBLISHED. | RELEASED FOR PUBLICATION

© COPYRIGHT 2007 BY TYCO ELECTRONICS CORPORATION. ALL RIGHTS RESERVED.

LOC	DIST
A1	-

REVISIONS

P	LTR	DESCRIPTION	DATE	DRN	APVD
	A6	Released as per ECR-07-019955	22.08.07	SK	TS

PN 1-3 & 2-3

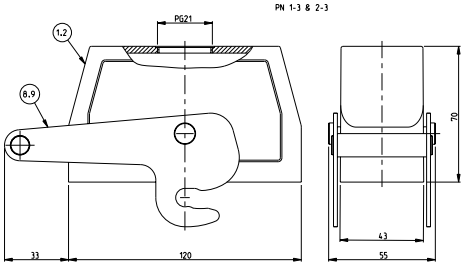

PN 2-6 & 1-6

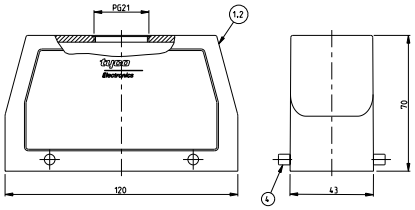

PN 0-2

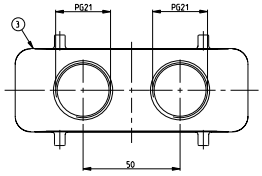

NOTES.

1 Material:Housing:Aluminium Diecasting Alloy

2 Surface-Powder Varnish Grey
-Aluminium Oxide +
Varnish Black

3 Varnish on the inside not necessary

PN 1-1

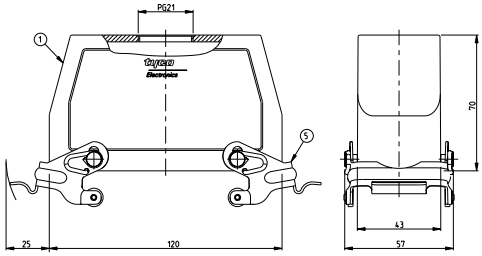

PN 1-7

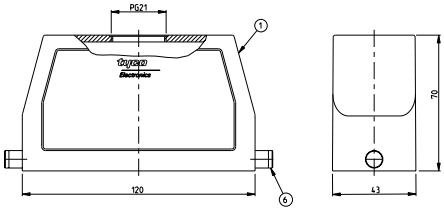

PN 0-1, 2-7,0-3 & 0-4

SCALE1:2

PN 1-7

SCALE1:2

PN 1-3 & 2-3

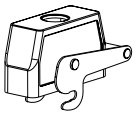

SCALE1:2

PN 2-6 & 1-6

SCALE1:2

PN 0-2

SCALE1:2

PN 1-1

SCALE1:2

PN 0-1, 2-7,0-3 & 0-4

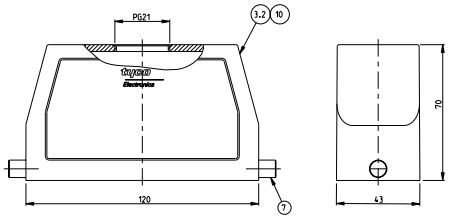

0-4	0-3	0-2	0-1	2-3	1-3	2-7	1-7	1-1	2-6	1-6	DESCRIPTION	MATERIAL	SURFACE	COLOR	ITEM NO	NOTES
	1										HB-K Hood	Aluminium	Aluminium Oxide	No varnish	10	
				1							ZB-Central clip	Stainless Steel	Blank		9	
					1						ZB-Central clip	Steel	Zinc Plated	Blue	8	
2	2					2					LB-Clip bolt	Stainless Steel	Blank		7	
			2				2				LB-Clip bolt	Steel	Zinc Plated	Blue	6	
									2		VS-Locking clip	Steel	Zinc Plated	Blue	5	
										4	VS-Clip bolt	Stainless Steel	Blank		4	
			1								HB Hood	Aluminium		No varnish	3	
1				1		1				1	HB-K Hood	Aluminium	Aluminium Oxide	Black	2	
		1					1	1		1	HB Hood	Aluminium		Grey	1	

HB.24.STO.1.21.G
HB-K.24.STO.1.21.G
HB.24.STO-VS.1.21.G
HB.24.STO-GR.1.21.G
HB-K.24.STO-GR.1.21.G
HB-Z.24.STO-ZB.1.21.G
HB-K/Z.24.STO-ZB.1.21.G
HB.24.STO-GR.1.21.G
HB.24.STO.2.21.G
HB-K.24.STO-GR.1.21.G
HB-K.24.ST-GR

DRN	Schneider	08.05.2001
CHK	Schneurfeil	08.05.2001
APVD		

Tyco Electronics, AMP GmbH
D-53819, Neunkirchen, Germany

DIMENSIONS: mm

TOLERANCES UNLESS OTHERWISE SPECIFIED
CHAMFER 0.4 MAX
FILLET 0.4 MAX
2 PLC ±
3 PLC ±
4 PLC ±
5 PLC ±
ANGLE ±
MATERIAL
FINISH

NAME: Hood HB.24 STO 1.21.G

PRODUCT SPEC 108-74001
APPLICATION SPEC 114-74004

SIZE	CAGE CODE	DRAWING NO	RESTRICTED TO
A1	1997	C-1102325	-

WEIGHT
CUSTOMER DRAWING
SCALE 1:1 SHEET 1 OF 1 REV A6

AMP 4805 REV 31MAR2000

PROENGINEER DRAWING

Downloaded from Elcodis.com electronic components distributor