THIS DRAWING IS UNPUBLISHED. RELEASED FOR PUBLICATION 1997
© COPYRIGHT 1997 BY TYCO ELECTRONICS CORPORATION. ALL INTERNATIONAL RIGHTS RESERVED.

LOC	DIST
A1	-

REVISIONS

P	LTR	DESCRIPTION	DATE	DWN	APVD
	A15	ECR-09-020851	05OCT2009	SR	AR
	A16	ECR-10-011573	09JUN2010	SR	AR

PN 0-3; 0-6; 1-5; 0-9

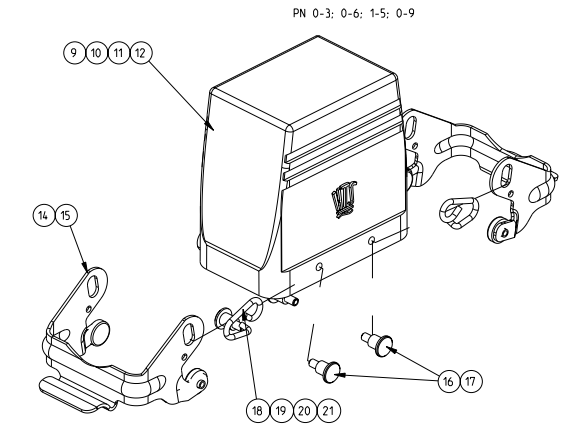

PN 0-2; 0-5; 1-6; 1-7; 0-8; 1-4; 1-1; 2-3

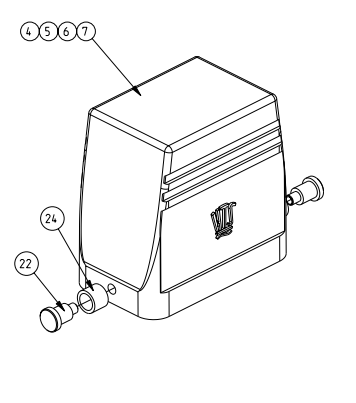

PN 1-8

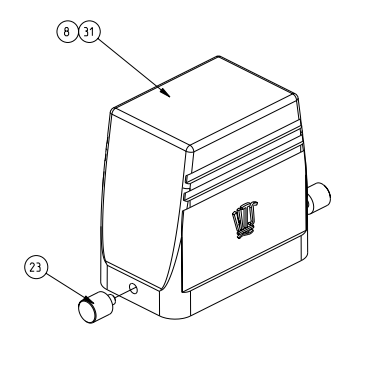

PN 2-0

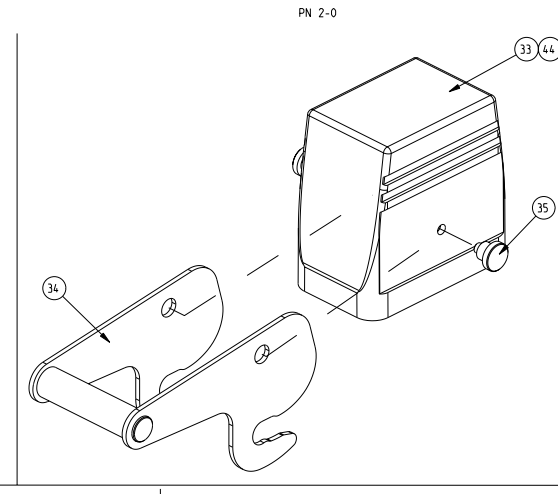

PN 1-8; 1-9

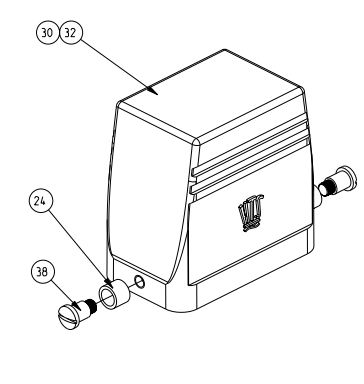

PN 0-1; 0-2; 0-3; 1-6; 0-7; 0-8; 2-1; 2-6; 2-7

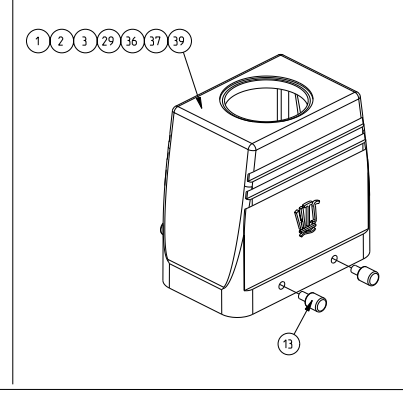

NOTES:

1 PACKAGING QUANTITY 5 PIECES

⚠ SPECIAL PACKAGING QUANTITY 50 PIECES

3 VARNISH ON THE INSIDE NOT NECESSARY

PN 2-5

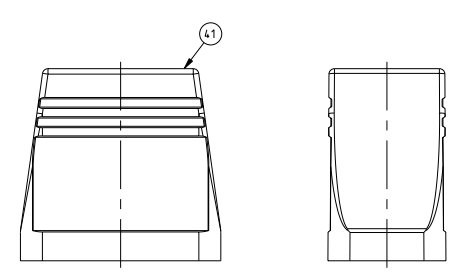

PN 0-4; 0-5; 1-7; 0-6; 1-0; 2-4; 1-5; 1-0; 1-1; 1-9; 2-0; 2-2; 2-3; 2-4

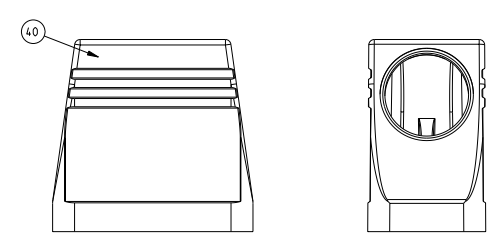

PN 1-4

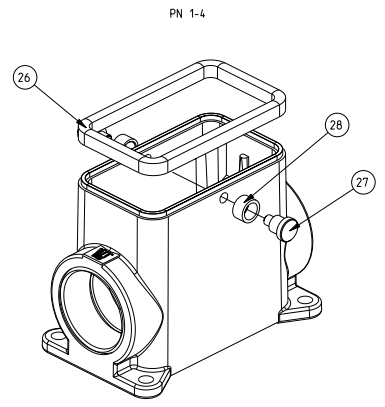

2-8	2-7	2-6	2-5	2-4	2-3	2-2	2-1	2-0	1-9	1-1	1-8	1-0	1-4	0-9	1-5	0-6	0-3	0-8	1-7	1-6	0-5	0-2	0-7	0-4	0-1	DESCRIPTION	MATERIAL	SURFACE	COLOR	ITEM NO.	NOTES
1																										HD/HOOD	ALUMINIUM/ALU			44	WITHOUT LOGO/DRILLING
	1																									HD/HOOD	ALUMINIUM/ALU	SurTec 650	BLANC	43	
		1																								HD/HOOD	ALUMINIUM/ALU	SurTec 650	BLANC	42	
			1																							HD/HOOD	ALUMINIUM/ALU		GREY RAL 7001	41	WITHOUT HTS LOGO
				1																						HD/HOOD	ALUMINIUM/ALU		GREY RAL 7001	40	WITHOUT HTS LOGO
					1																					HD/HOOD	ALUMINIUM/ALU		GREY RAL 7001	39	
									2		2															CLIP BOLT	STELL	ZINC COATED	BLUE	38	M5
						1																				HD/HOOD	ALUMINIUM/ALU		GREY RAL 7001	37	WITHOUT HTS LOGO
							1																			HD/HOOD	ALUMINIUM/ALU		GREY RAL 7001	36	WITHOUT HTS LOGO
2								2																		CENTRAL LOCKING CLIP POSITIONER	STELL	ZINC COATED	BLUE	35	
1								1																		CENTRAL LOCKING CLIP	STEEL	ZINC COATED	BLUE	34	
								1																		HD/HOOD	ALUMINIUM/ALU		GREY RAL 7001	33	
									1																	HD-EMV/HOOD	ALUMINIUM/ALU	SurTec 650	BLACK RAL 9005	32	
										1																HD-K/HOOD	ALUMINIUM/ALU	ALUMINIUM OXIDE	BLACK RAL 9005	31	
											1															HD/HOOD	ALUMINIUM/ALU		GREY RAL 7001	30	WITHOUT HTS LOGO
												1														HD-K/HOOD	ALUMINIUM/ALU	ALUMINIUM OXIDE	BLACK RAL 9005	29	
													2													SLIDE SPOOL	STEEL	ZINC COATED	BLUE	28	
													2													CLIP BOLT	STEEL	ZINC COATED	BLUE	27	
													1													PROFILE SEAL	NEOPRENE		BLACK	26	
													1													HD/HOOD	ALUMINIUM/ALU		GREY RAL 7001	25	
	2	2			2				2		2								2	2	2	2				SLIDE SPOOL	STEEL	ZINC COATED	BLUE	24	
										2								2								CLIP BOLT	V2A/STAIN.STEEL	BLANK		23	
	2	2			2														2	2	2	2				CLIP BOLT	STEEL	ZINC COATED	BLUE	22	
														2												CLIP SPRING RIGHT	V2A/STAIN.STEEL	BLANK		21	
															2	2	2									CLIP SPRING RIGHT	STEEL	ZINC COATED	BLUE	20	
														2												CLIP SPRING LEFT	V2A/STAIN.STEEL	BLANK		19	
															2	2	2									CLIP SPRING LEFT	STEEL	ZINC COATED	BLUE	18	
														4												CLIP POSITIONER	V2A/STAIN.STEEL	BLANK		17	
															4	4	4									CLIP POSITIONER	STEEL	ZINC COATED	BLUE	16	
														2												LOCKING CLIP	V2A/STAIN.STEEL	BLANK		15	
															2	2	2									LOCKING CLIP	STEEL	ZINC COATED	BLUE	14	
												4											4			CLIP BOLT	V2A/STAIN.STEEL	BLANK		13	
														1												HD-K/HOOD	ALUMINIUM/ALU	ALUMINIUM OXIDE	BLACK RAL 9005	12	
															1											HD/HOOD	ALUMINIUM/ALU		GREY RAL 7001	11	
																1										HD/HOOD	ALUMINIUM/ALU		GREY RAL 7001	10	
																	1									HD/HOOD	ALUMINIUM/ALU		GREY RAL 7001	9	
																		1								HD-K/HOOD	ALUMINIUM/ALU	ALUMINIUM OXIDE	BLACK RAL 9005	8	
																			1							HD/HOOD	ALUMINIUM/ALU		GREY RAL 7001	7	WITHOUT HTS LOGO
																				1						HD/HOOD	ALUMINIUM/ALU		GREY RAL 7001	6	WITHOUT HTS LOGO
																					1					HD/HOOD	ALUMINIUM/ALU		GREY RAL 7001	5	
																						1				HD/HOOD	ALUMINIUM/ALU		GREY RAL 7001	4	
																							1			HD-K/HOOD	ALUMINIUM/ALU	ALUMINIUM OXIDE	BLACK RAL 9005	3	
																								1		HD/HOOD	ALUMINIUM/ALU		GREY RAL 7001	2	
																									1	HD/HOOD	ALUMINIUM/ALU		GREY RAL 7001	1	

PN	Part
0-1	HD24.STO.1.M32.G
0-4	HD24.STS.1.M32.G
0-7	HD-K24.STO.1.M32.G
0-2	HD24.STO-GR.1.M32.G
0-5	HD24.STS-GR.1.M32.G
1-6	HD24.STO-GR.1.M32.G
1-7	HD24.STS-GR.1.M32.G
0-8	HD-K24.STO-GR.1.M32.G
0-3	HD24.STO-VS.1.M32.G
0-6	HD24.STS-VS.1.M32.G
1-5	HD24.STS-VS.1.M25.G
0-9	HD-K24.STS-VS.1.M32.G
1-4	HD-Z24.SG-ZVGR.2.M32.Z
1-0	HD-K24.STS.1.M32.G
1-8	HD24.ST-GR
1-1	HD-K24.STS-GR.1.M32.G
1-9	HD-EMV24.STS.1.M32.G
2-0	HD-Z24.STS-ZB.1.M25.G
2-1	HD24.STO.1.M32.G
2-2	HD24.STS.1.M32.G
2-3	HD24.STS-GR.1.M25.G
2-4	HD.24.STS.1.M32.G
2-5	HD.24.ST-F
2-6	HD-EMV.24.STO-GR.1M25.G
2-7	HD-EMV.24.STO-GR.2.M25.G
2-8	HD-Z.24.ST-ZB

THIS DRAWING IS A CONTROLLED DOCUMENT FOR TYCO ELECTRONICS CORPORATION. IT IS SUBJECT TO CHANGE AND THE CONTROLLING ENGINEERING ORGANIZATION SHOULD BE CONTACTED FOR THE LATEST REVISION.

DIMENSIONS: mm

TOLERANCES UNLESS OTHERWISE SPECIFIED:
0 PLC ±-
1 PLC ±-
2 PLC ±-
3 PLC ±-
4 PLC ±-
ANGLES ±1°

MATERIAL -
FINISH -

DWN Schneider 18.06.2002
CHK Schweiger 18.06.2002
APVD -
PRODUCT SPEC -
APPLICATION SPEC -
WEIGHT -

Tyco Electronics.AMP.GmbH
D-53819.Neunkirchen.Germany

NAME HOOD HD 24 -

SIZE	CAGE CODE	DRAWING NO	RESTRICTED TO
A0	00779	C-1106434	-

CUSTOMER DRAWING — SCALE 5:1 — SHEET 1 OF 1 — REV A16

Downloaded from Elcodis.com electronic components distributor