THIS DRAWING IS UNPUBLISHED. RELEASED FOR PUBLICATION 1997
© COPYRIGHT 1997 BY TYCO ELECTRONICS CORPORATION. ALL RIGHTS RESERVED.

LOC	DIST
AI	

REVISIONS

P	LTR	DESCRIPTION	DATE	DWN	APVD
	A16	PN 0-9 ADDED ECR - 001736	24.02.2009	GW	ST

1 Material: Housing: Aluminium Diecasting Alloy
Seals: Neoprene

2 Varnish on the inside not necessary

3 Packaging
packaging quantity 5 pieces in a box

4 Special design

5 Special packaging 50 pieces

PN 1-1.2-1 & 0-7

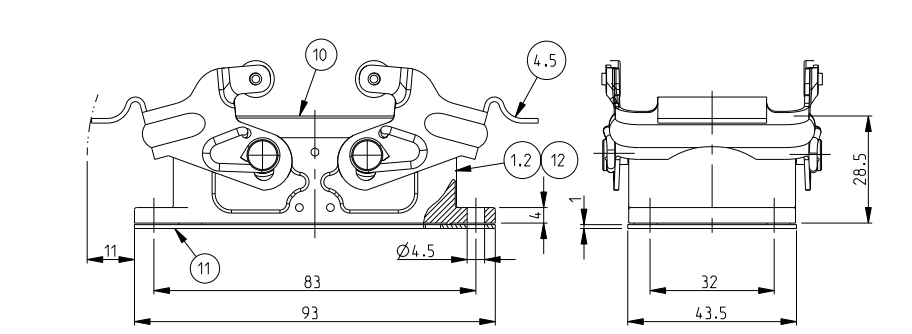

PN 1-2.2-2.8-1.0-2.0-5 & 0-8 & 09

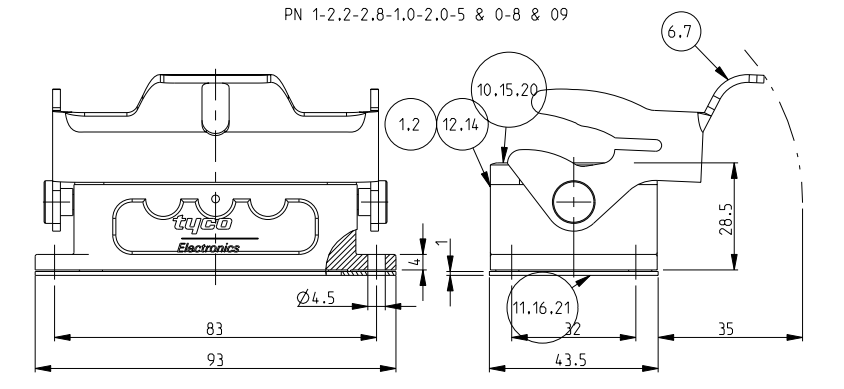

PN 0-4

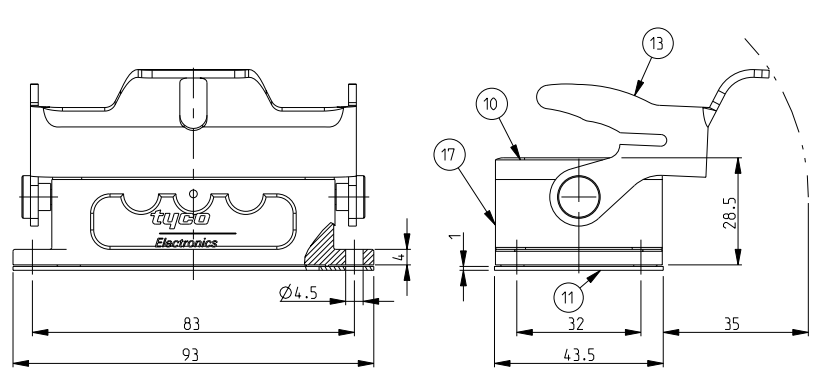

PN 0-6

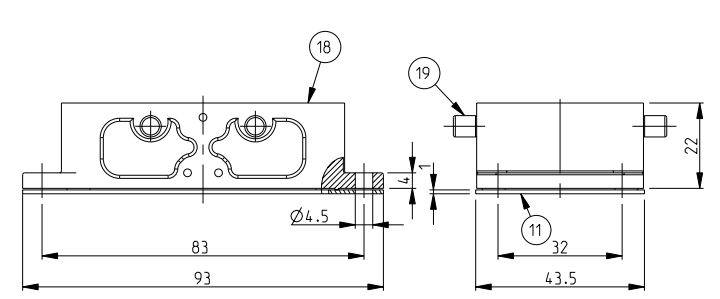

PN 1-8 & 2-8

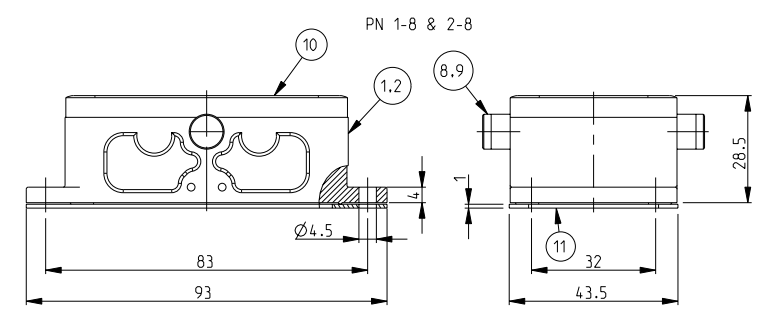

Panel cut-out

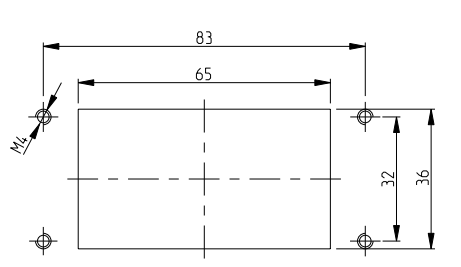

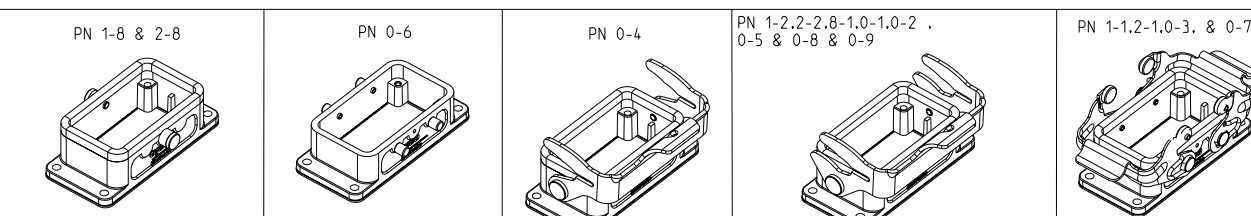

0-9 (4)	0-8 (4)	0-7 (5)	0-6	0-5	0-4 (4)	0-2	8-1	2-8	1-8	2-2	1-2	2-1	1-1	DESCRIPTION	MATERIAL	SURFACE	COLOR	ITEM NO	NOTES
1														Flange seal				21	
1														Profile seal				20	
			4											Clip bolt-VS	Steel	Zinc plated	Blue	19	
			1											Surface mounted housing bottom entry HB	Aluminium		Grey	18	(4)
					1									Surface mounted housing bottom entry HB	Aluminium		Grey	17	Grey 120-160 µm
				1										Flange seal	Neoprene			16	Conductive (4)
				1										Profile seal	Neoprene			15	Conductive
				1										Surface mounted housing bottom entry HB	Aluminium		Without varnish	14	
					1									Side clip-LB	Steel	Zinc plated	Blue	13	
		1				1								Surface mounted housing bottom entry HB	Aluminium		Grey	12	Without logo
	1	1	1		1	1	1	1	1	1	1	1	1	Flange seal	Neoprene		Black	11	
	1	1			1	1	1	1	1	1	1	1	1	Profile seal	Neoprene		Black	10	
								2						Clip bolt-ZB	Stainless steel			9	
									2					Clip bolt-ZB	Steel	Zinc plated	Blue	8	
										1				Side clip-LB	Stainless steel			7	
1	1			1		1	1				1			Side clip-LB	Steel	Zinc plated	Blue	6	
												2		Locking clip-VS	Stainless steel			5	
		2											2	Locking clip-VS	Steel	Zinc plated	Blue	4	
							1							Surface mounted housing bottom entry HB	Aluminium		Without varnish	3	
								1		1		1		Surface mounted housing bottom entry HB-K	Aluminium	Aluminium oxide	Black	2	
1	1								1		1		1	Surface mounted housing bottom entry HB	Aluminium		Grey	1	

ORDERING TEXT

PN	ORDERING TEXT
1-1	HB.10.AG-VS
2-1	HB-k.10.AG-VS
1-2	HB.10.AG-LB
2-2	HB-K.10.AG-LB
1-8	HB-Z.10.AG-ZVGR
2-8	HB-K/Z.10.AG-ZVGR
8-1	HB.10.AG-LB
0-2	HB.10.AG-LB
0-4	HB.10.AG-LB
0-5	HB-EMV.10.AG-LB
0-6	HB.10.AG-VS
0-7	HB.10.AG-VS
0-8	HB.10.AG-LB
0-9	HB.10.AG-LB

THIS DRAWING IS A CONTROLLED DOCUMENT FOR TYCO ELECTRONICS CORPORATION
IT IS SUBJECT TO CHANGE AND THE CONTROLLING ENGINEERING ORGANIZATION
SHOULD BE CONTACTED FOR THE LATEST REVISION.

DIMENSIONS: mm

TOLERANCES UNLESS OTHERWISE SPECIFIED:
0 PLC ±
1 PLC ±
2 PLC ±
3 PLC ±
4 PLC ±
ANGLES ±

MATERIAL

FINISH

DWN Schweiger 23.07.1997
CHK Kramer 23.06.1998
APVD -

PRODUCT SPEC 108-74001/74003
APPLICATION SPEC 114-74001/74004/74005
WEIGHT

Tyco Electronics
Tyco Electronics, AMP, GmbH
D-53819, Neunkirchen, Germany

NAME
Surface Mounted Housing Bottom Entry
HB.10

SIZE A1 | CAGE CODE 00779 | DRAWING NO C-1102271 | RESTRICTED TO -

CUSTOMER DRAWING | SCALE 1:1 | SHEET OF | REV A16

AMP 4805 REV 31MAR2000

Pro/ENGINEER DRAWING

Downloaded from Elcodis.com electronic components distributor