

4

3

2

1

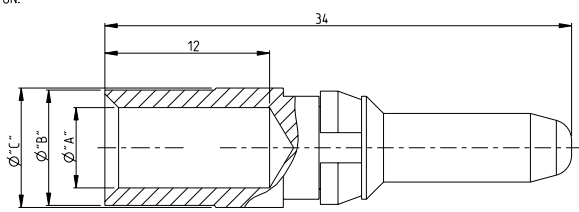
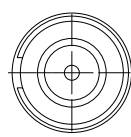
THIS DRAWING IS UNPUBLISHED. RELEASED FOR PUBLICATION 2006
 BY TYCO ELECTRONICS CORPORATION. ALL INTERNATIONAL RIGHTS RESERVED. COPYRIGHT 2006

LOC	DISP	REV	DESCRIPTION	DATE	BY	CHKD
B1	-	02	REWORKED ECR-09-005436	08.04.08	VG	MM

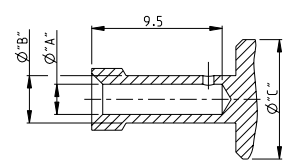
Notes

- 1 MATERIAL: BRASS
- 2 FINISH SILVER PLATING: 2 µm Ag MIN. OVER Cu
- 3 FINISH GOLD PLATING: 0.75 µm Au MIN. OVER Ni
- 4 WEIGHT (MAX.): 7.60 g. VOLUME (MAX.): 932mm³ (APPROX.)
- 5 SUITABLE SOCKET CONTACT: CUSTOMER DRAWING 1105151
- 6 SUITABLE INSERTS: SERIES HSS. CUSTOMER DRAWING
- 7 SUITABLE CRIMP TOOL: PN 1-1105850-8
- 8 SUITABLE INSERTION TOOL: -
- 9 SUITABLE EXTRACTION TOOL: PN 0-1102855-5
- 10 FINE WIRE DIA. MAX. Ø 4.5
- 11 PACKAGING:
25 PIECES IN A POLY-BAG
1 POLY-BAG IN A CARTON
- 12 PACKAGING:
1 PIECES LOOSE
- 13 STANDARDS: DIN EN 61984, DIN EN 60664-1

WIRE CROSS-SECTION:
 Ø6mm²- 16mm²



WIRE CROSS-SECTION:
 Ø2.5mm²/ 4mm²



ORDERING TEXT	PLATING	CROSS SECTION	DIMENSIONS				STRIPPING-LENGTH	WITH CLIP	WITHOUT CLIP	RAW PART
			"A"	"B"	"C"	[MM]				
HSS-C-Sti.Au.16.0 mm ²	GOLD	16.0	5.85	8.4	8.7	12	5-2	9-3	7-9	-
HSS-C-Sti.Au.10.0 mm ²		10.0	4.35	5.9	8.7	12	4-2	9-2	7-8	-
HSS-C-Sti.Au.6.0 mm ²	SILVER	6.0	3.5	4.9	8.7	12	3-2	9-1	7-7	-
HSS-C-Sti.Ag.25.0 mm ²		25.0	7	9.45	9.6	12	6-1	8-7	7-6	-
HSS-C-Sti.Ag.16.0 mm ²	SILVER	16.0	5.85	8.4	8.7	12	5-1	8-6	7-5	-
HSS-C-Sti.Ag.10.0 mm ²		10.0	4.6	5.9	8.7	12	4-3	8-5	7-4	-
HSS-C-Sti.Ag.10.0 mm ² -fine	SILVER	10.0	4.35	5.9	8.7	12	4-1	8-4	7-3	-
HSS-C-Sti.Ag.6.0 mm ²		6.0	3.5	4.9	8.7	12	3-1	8-3	7-2	-
HSS-C-Sti.Ag.4.0 mm ²	SILVER	4.0	2.8	3.9	8.7	12	2-1	8-2	7-1	-
HSS-C-Sti.Ag.2.5 mm ²		2.5	2.2	3.45	8.7	12	1-1	8-1	7-0	-
HSS-C-Sti.25.0 mm ² -R	CuZn36Pb1.5F43	25.0	7	9.45	9.6	-	-	-	-	0-7
HSS-C-Sti.16.0 mm ² -R		16.0	5.85	8.4	8.7	-	-	-	-	0-6
HSS-C-Sti.10.0 mm ² -R	CuZn36Pb1.5F43	10.0	4.6	5.9	8.7	-	-	-	-	0-5
HSS-C-Sti.10.0 mm ² -R-fine		10.0	4.35	5.9	8.7	-	-	-	-	0-4
HSS-C-Sti.6.0 mm ² -R	CuZn36Pb1.5F43	6.0	3.5	4.9	8.7	-	-	-	-	0-3
HSS-C-Sti.4.0 mm ² -R		4.0	2.8	3.9	8.7	-	-	-	-	0-2
HSS-C-Sti.2.5 mm ² -R	CuZn36Pb1.5F43	2.5	2.2	3.45	8.7	-	-	-	-	0-1

PARTS LIST

DATE: 08 APRIL 2008
 DRAWN BY: R. SCHROEDER
 CHECKED BY: H. BRAUN
 APPROVED BY: T. SCHNURBEFFEL

TO: GRABNER, GERMANY
 OPERATING SPEC: 108-74016

APPLICATION SPEC: 114-74028

WEIGHT: -

CUSTOMER DRAWING

TYCO ELECTRONICS Tyco Electronics AMP GmbH
 53957 Sankt Augustin (Germany)

PIN CONTACT SERIES HSS

SIZE: A2 CASE CODE: 00779 DRAWING NO: 114-74028
 RESTRICTED TO: -

SCALE: 5:1 SHEET: 1 OF 1 REV: 02

