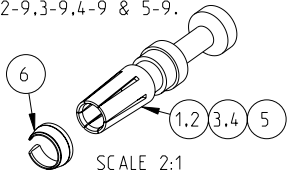
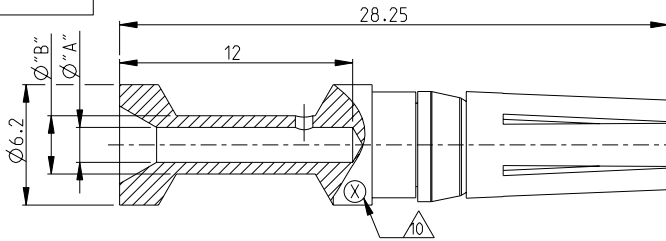
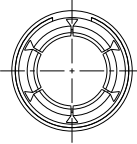


THIS DRAWING IS UNPUBLISHED. RELEASED FOR PUBLICATION 2006
 © COPYRIGHT 2006 BY TYCO ELECTRONICS CORPORATION. ALL RIGHTS RESERVED.

PN 1-1,2-1,3-1,4-1,5-1
 1-9,2-9,3-9,4-9 & 5-9.



SCALE 2:1

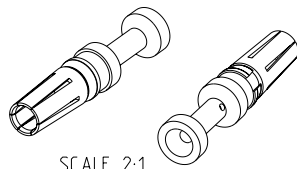


| LOC | DIST | REVISIONS | | | |
|-----|------|------------------------------|------------|-----|------|
| P | LTR | DESCRIPTION | DATE | DWN | APVD |
| A1 | - | Released Asper ECR-09-005436 | 9-Mar-2009 | CJ | TS |

Notes

- 1 MATERIAL: BRASS
- 2 FINISH SILVER PLATING: 2 µm Ag MIN. OVER Cu
- 3 ASSEMBLY WEIGHT SEE TABLE. VOLUME: 479mm³ (APPROX.)
- 4 PACKAGING: 25 PIECES IN A POLY-BAG AND CARTON
- 5 SUITABLE SOCKET CONTACT: PN 1108756
- 6 SUITABLE INSERTS: SERIES HSK
- 7 SUITABLE CRIMPING TOOL: PN 1-1105850-8
- 8 SUITABLE INSERTION TOOL: PN 0-1102855-6
- 9 SUITABLE EXTRACTION TOOL: PN 0-1102855-8
- 10 CROSS-SECTION MARKING
- 11 STANDARDS: DIN EN 61984, DIN EN 60664-1

| 1 | 1 | 1 | 1 | 1 | 1 | 1 | 1 | 1 | 1 | 1 | Ni | CLIP | - | - | - | - | 6 | | |
|---------------------|--------------------|--------------------|----------------------|----------------------|---------------------|--------------------|--------------------|----------------------|----------------------|---------|-------------|----------------|----------------|------------|------|------------------------|------------------|---------|---|
| 1 | 1 | | | | | | | | | | | SOCKET CONTACT | 10 | 0.0030 | 4.35 | 5.9 | 8 | 12 | 5 |
| | 1 | | | | | | | | | | | SOCKET CONTACT | 6.0 | 0.0029 | 3.5 | 4.9 | 7 | 12 | 4 |
| | | 1 | | | | | | | | | | SOCKET CONTACT | 4.0 | 0.0027 | 2.85 | 3.9 | 6 | 12 | 3 |
| | | | 1 | | | | | | | | | SOCKET CONTACT | 2.5 | 0.0028 | 2.2 | 3.2 | 5 | 12 | 2 |
| | | | | 1 | | | | | | | | SOCKET CONTACT | 1.5 | 0.0028 | 1.8 | 3.0 | 4 | 12 | 1 |
| 5-9 | 4-9 | 3-9 | 2-9 | 1-9 | 5-1 | 4-1 | 3-1 | 2-1 | 1-1 | | | [MM 2] | | "A" | "B" | | | | |
| HS.K-C-Bu.Ag 10mm 2 | HS.K-C-Bu.Ag 6mm 2 | HS.K-C-Bu.Ag 4mm 2 | HS.K-C-Bu.Ag 2.5mm 2 | HS.K-C-Bu.Ag 1.5mm 2 | HS.K-C-Bu.Ag 10mm 2 | HS.K-C-Bu.Ag 6mm 2 | HS.K-C-Bu.Ag 4mm 2 | HS.K-C-Bu.Ag 2.5mm 2 | HS.K-C-Bu.Ag 1.5mm 2 | PLATING | DESCRIPTION | CROSS SECTION | WEIGHT IN (Kg) | DIMENSIONS | | CROSS-SECTION MARKINGS | STRIPPING-LENGTH | ITEM NO | |



SCALE 2:1

| | | | | | | | |
|--------------------|--|---|--|---|--|--|--|
| DIMENSIONS: mm | | TOLERANCES UNLESS OTHERWISE SPECIFIED: 0 PLC ± 1 PLC ± 2 PLC ± 3 PLC ± 4 PLC ± ANGLES ± | | DOWN: SCHWEIGER 03Mar2008 CHK: H. BRAUN 03Mar2008 APVD: T. SCHNURPFITZ 03Mar2008 NAME: T. SCHNURPFITZ PRODUCT SPEC: 108-74004 APPLICATION SPEC: 114-74003 WEIGHT: - CUSTOMER DRAWING | | Tyco Electronics AMP GmbH 53757 Sankt Augustin, Germany NAME: PIN CONTACT SERIES HSK SIZE: A3 CAGE CODE: 00779 DRAWING NO: C-1108756 RESTRICTED TO: A5 | |
|--------------------|--|---|--|---|--|--|--|

AMP 1470-19 REV 31MAR2000

Pro/ENGINEER DRAWING