Company profile

Weidmüller is the leading manufacturer of components for electrical and electronic interconnection technologies.

The company develops, produces and sells customer-oriented solutions comprising the entire Weidmüller product portfolio. As an OEM supplier, the company sets global standards in the field of electrical connection technology.

The Weidmüller product portfolio ranges from terminal blocks, PCB connectors and terminals, protected components, Industrial Ethernet components and relay sockets to power supply and overvoltage protection modules suitable for all applications. Electrical installation and marking solutions, basic I/O components and a variety of tools round off the range. Weidmüller products are mainly used in control cabinets and for field wiring. Customers also benefit from our wide range of services.

In addition to our expertise in manufacturing precision mechanics, we offer a customer oriented product portfolio for our international customers in the fields of industrial, process and transportation technology. Our developments and activities are driven solely by the individual requirements of our customers in these areas.

The Weidmüller Group has a strong international orientation with production facilities, sales companies and agencies in over 70 countries. Due to our high standards of quality and service, customers around the world value us as a highly competent and flexible partner.



Downloaded from Elcodis.com electronic components distributor

All the catalogues at a glance

Catalogue 1: Modular Terminal Blocks
Order number: 5650110000

- P-Series (Push In technology)
- I-Series (IDC technology)
- Z-Series (Tension clamp technology)
- W-Series (Screw connection technology)
- Stud style (Screw connection technology)

Catalogue 2: PCB Terminals and Connectors
Order number: 5650120000

PCB Terminals with
- leaf spring connection, clamping yoke connection, TOP clamp connection, tension clamp connection, Push In spring connection, spade connection

PCB Connectors of
- Minimate, Omnimate, Unimate, Powermate and Crimpmate Ranges

Catalogue 3: RockStar® – Heavy Duty Connectors
Order number: 5650130000

- Inserts
- Modular system
- Housings IP65 + IP69K

Catalogue 4: Electronics
Order number: 5650140000

- Interface units
- Digital signal processing
- Analogue signal processing
- Power supplies
- Overvoltage protection

Catalogue 5: Enclosures and Cable Glands
Order number: 5650150000

- Enclosures
- Cable gland and Cabtite

Catalogue 6: Tools
Order number: 5650160000

- Cutting
- Stripping
- Crimping
- Screwdrivers
- Measuring/Testing
- Automatic machines

Downloaded from Elcodis.com electronic components distributor

Catalogue 7: Marking Systems
Order number: 5650170000

- Terminal markers
- Wire and cable markers
- Device and equipment markers
- Printing systems
- Software

Catalogue 8: Sensor Actuator Interface
Order number: 5650180000

- SAI Passive
- SAI Active
- Cables and connectors
- JACKPAC® IP67

Catalogue 9: Industrial Ethernet
Order number: 5650190000

- Active components
- Passive components
- Accessories

Complete Set
Order number: 5650100000

- composed of catalogue 1 to catalogue 9 inclusive



Online Catalogue

If you have questions about the specifications and details of our products, perhaps even outside normal business hours, then our online catalogue at **http://catalog.weidmueller.com** – open 24 hours a day, 365 days a year – is the perfect source of information. Besides product features and part numbers, it contains extensive additional information on all product groups. And for further information, offers and your personal contact, simply consult the Weidmüller website at **www.weidmueller.com**.

CD-ROM

As well as browsing through our printed and online catalogues you can now gain an overview of our products with the help of our CD-ROM. You don't need Internet access nor do you have to install the CD. Simply insert the CD-ROM into the drive and browse away.

Downloaded from Elcodis.com electronic components distributor

The world of connection technology

Control / PLC

Catalogue 9
Industrial Ethernet



Industrial Ethernet
- Active components
- Passive components
- Accessories



PCB Terminals

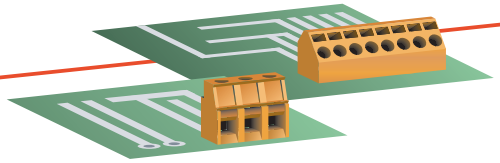

PCB Connectors



Catalogue 4
Electronics

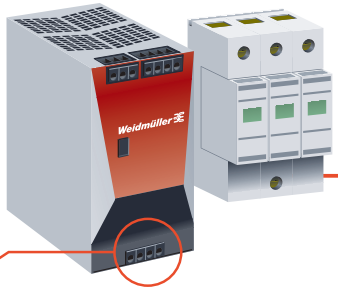

Electronics
- Interface units
- Digital signal processing
- Analogue signal processing
- Power supplies
- Overvoltage protection



Fieldbus components

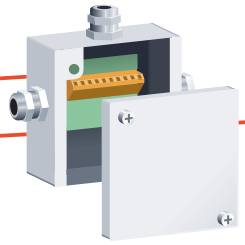

Catalogue 2
PCB Terminals
and Connectors

Downloaded from Elcodis.com electronic components distributor

Catalogue 1
Modular Terminal Blocks

Catalogue 3
RockStar® – Heavy Duty Connectors

Catalogue 5
Enclosures and Cable Glands

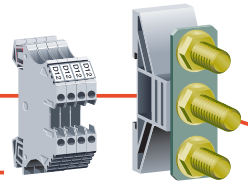

Heavy Duty Connectors
- Inserts
- Modular system
- Housings IP65 + IP69K



Enclosures, Cable glands, Cabtite



Modular Terminal Blocks
- Push In technology
- IDC technology
- Tension clamp technology
- Screw connection technology

Stud style

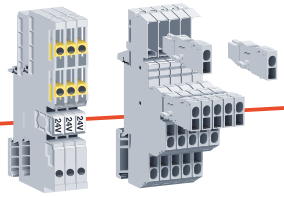

Tools
- Cutting, stripping, crimping, screwdrivers, measuring / testing
- Automatic machines



Marking systems
- Terminal-, wire and cable, device and equipment markers
- Printing systems
- Software



Sensor Actuator Interface
- SAI Passive
- SAI Active
- Cable and connectors
- JACKPAC® IP67

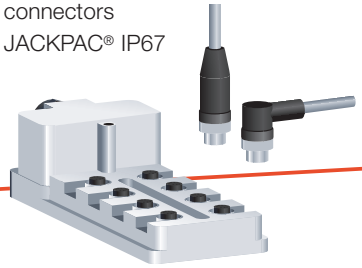

Catalogue 6
Tools

Catalogue 7
Marking Systems

Catalogue 8
Sensor Actuator Interface

Downloaded from Elcodis.com electronic components distributor

Downloaded from Elcodis.com electronic components distributor

CATALOGUE 3

RockStar® – Heavy Duty Connectors

Contents

RockStar® – Heavy Duty Connectors

- Overview HDC
- RockStar® inserts
- RockStar® ConCept modular system
- RockStar® Housings IP65 / NEMA 4X
- RockStar® Housing IP69K
- RockStar® kits
- RockStar® accessories
- Cable entries and Cabtite

Appendix

- Weidmüller Service
- Index
  Search according to Type or order number, Worldwide activities

A B C D E F G H V X

Downloaded from Elcodis.com electronic components distributor

RockStar® – Heavy Duty Connectors

HA series
Page B.4

HA series
Page B.8

HE series
Page B.18

HEE series
Page B.32

HD series
Page B.42

HD series
Page B.46

HDD series
Page B.66

HVE series
Page B.80

HSB series
Page B.88

MixMate S4
Page B.96

MixMate S4/0
Page B.98

MixMate S6/12
Page B.100

Downloaded from Elcodis.com electronic components distributor

MixMate S6/6
Page B.102

HQ series
Page B.106

CabinetMate DSTV-HE
Page B.112

CabinetMate DSTV-HD
Page B.122

ConCept modular system
Page C.3

ConCept bus modules
Page C.14

RockStar® Housings IP65
Page D.4



RockStar® Housing IP69K
Page E.4

RockStar® kits
Page F.4



RockStar® accessories
Page G.3

Cable entries
Page H.6

Cabtite
Page H.15

Downloaded from Elcodis.com electronic components distributor

Downloaded from Elcodis.com electronic components distributor

Overview HDC

Aid for selection	Construction of heavy-duty connectors – fixed pole	A.2
	Overview of size 1 – fixed pole	A.3
	Overview of sizes 2, 5, 7, 9 – fixed pole	A.4
	Overview of sizes 3, 4, 6, 8, 10, 12 – fixed pole	A.5
	Construction of heavy-duty connectors – modular	A.6
	Overview of sizes 3, 4, 6, 8, 10, 12 – modular	A.7
	Classes of protection	A.8
	RockStar® Housing types	A.10
	Fastening systems	A.11
	Part codes for inserts and covers	A.12
	Part codes for housings	A.13
Technical data	Connection systems	A.14
	Electrical data	A.16
	Chemical resistance	A.20
	Tightening torques and screwing tools	A.21
	Safety information / standards	A.22

Downloaded from Elcodis.com electronic components distributor

Construction of heavy-duty connectors – fixed pole

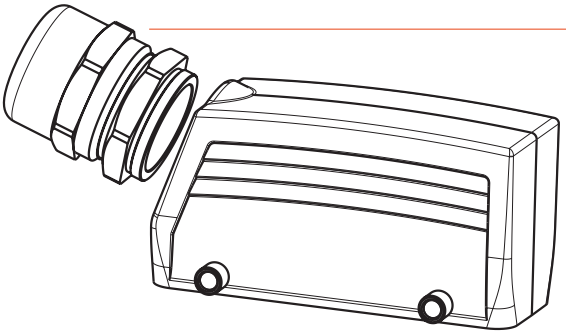

Cable gland

Hood

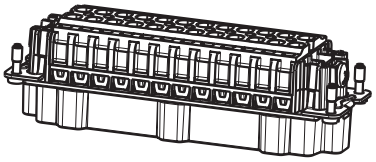

Pin insert

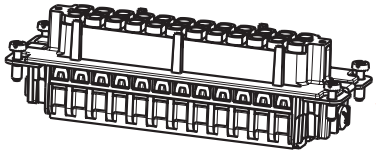

Socket insert

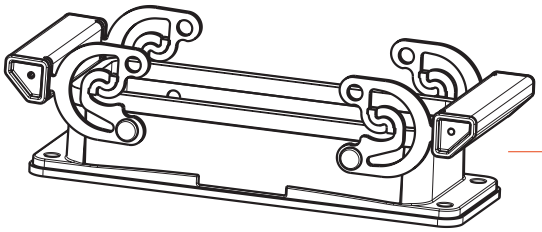

Bulkhead housing

Downloaded from Elcodis.com electronic components distributor

Overview of size 1 – fixed pole

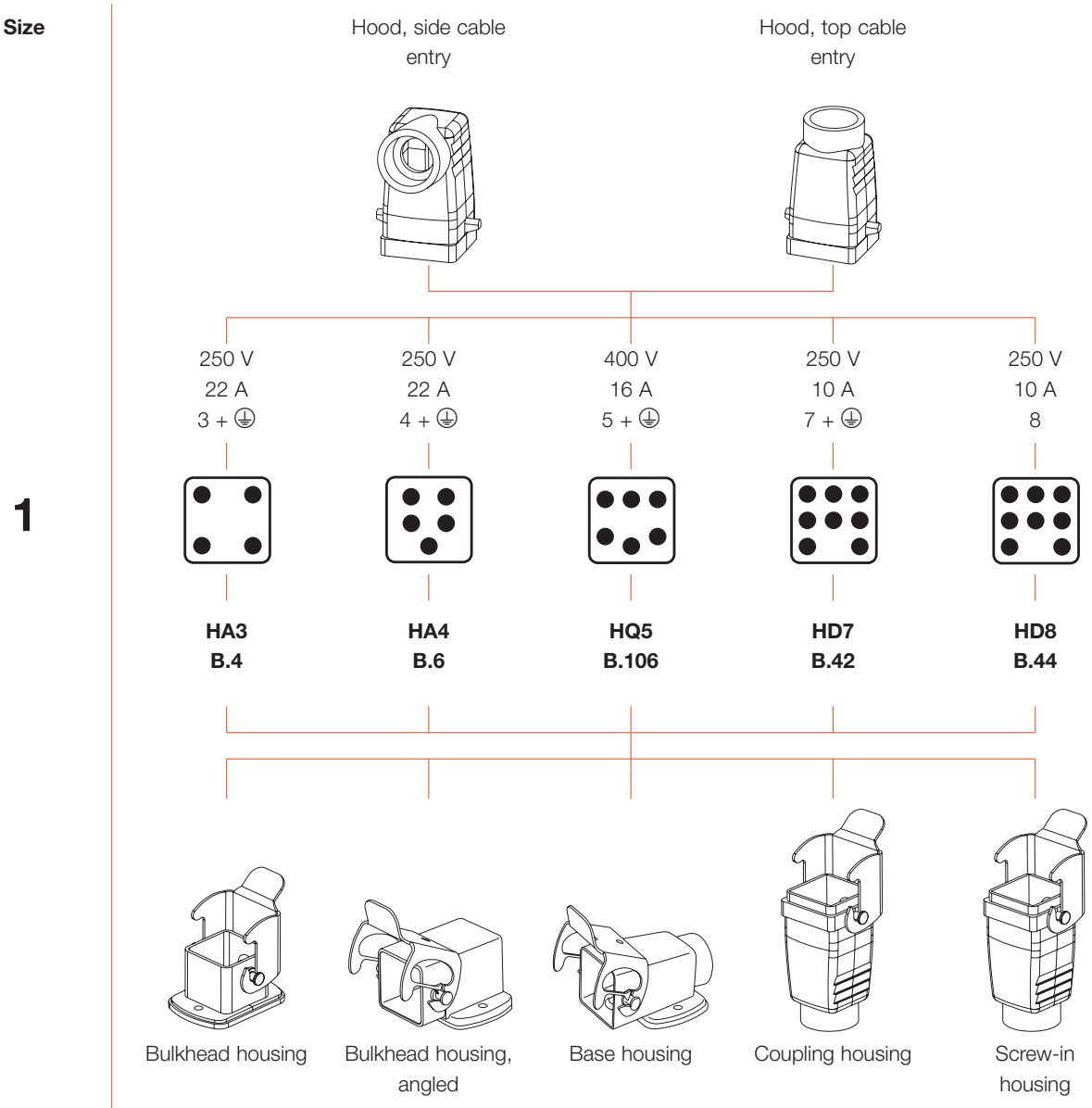

Downloaded from Elcodis.com electronic components distributor

Overview of sizes 2, 5, 7, 9 – fixed pole

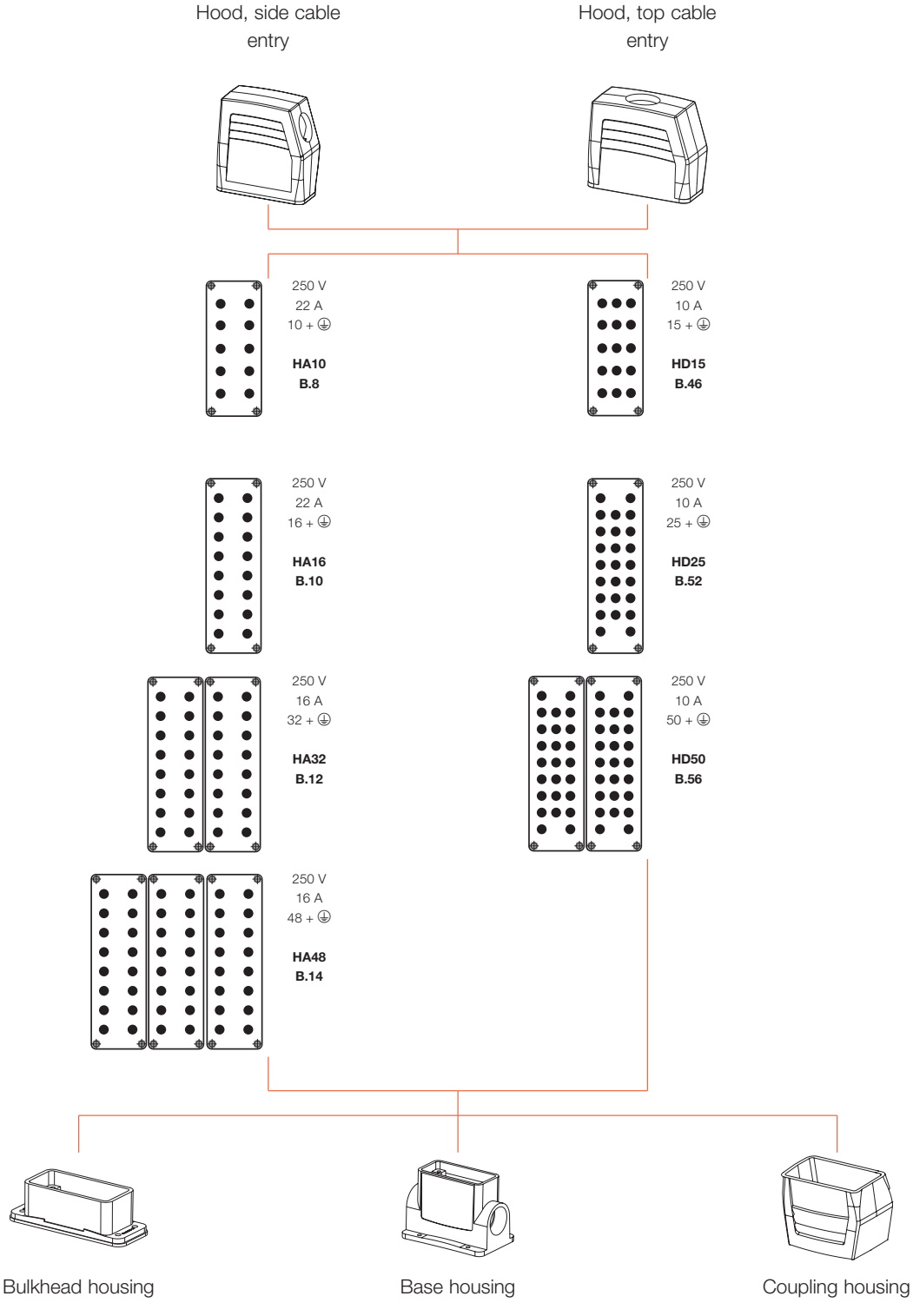

Downloaded from Elcodis.com electronic components distributor

Overview of sizes 3, 4, 6, 8, 10, 12 – fixed pole

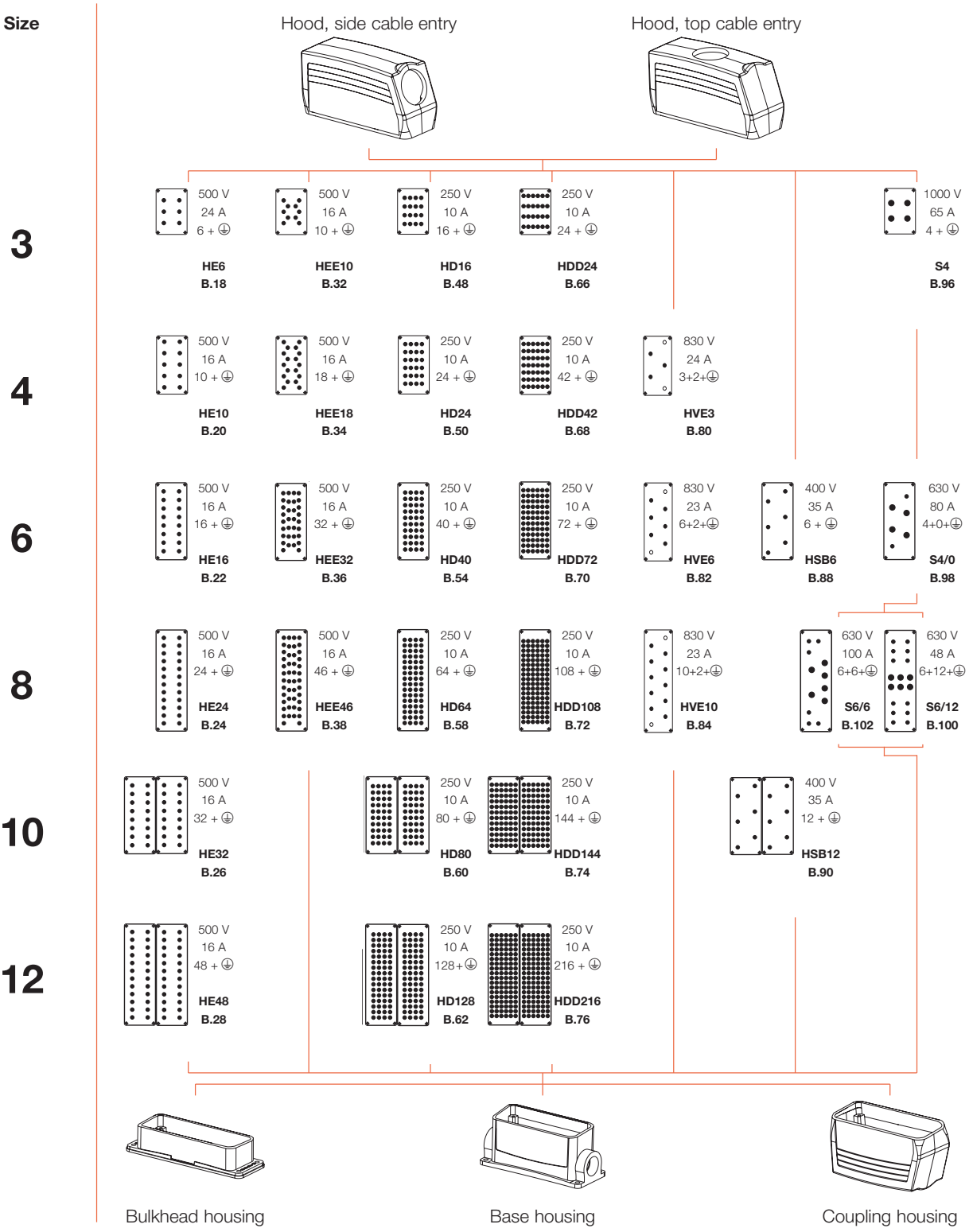

Downloaded from Elcodis.com electronic components distributor

Construction of heavy-duty connectors – modular

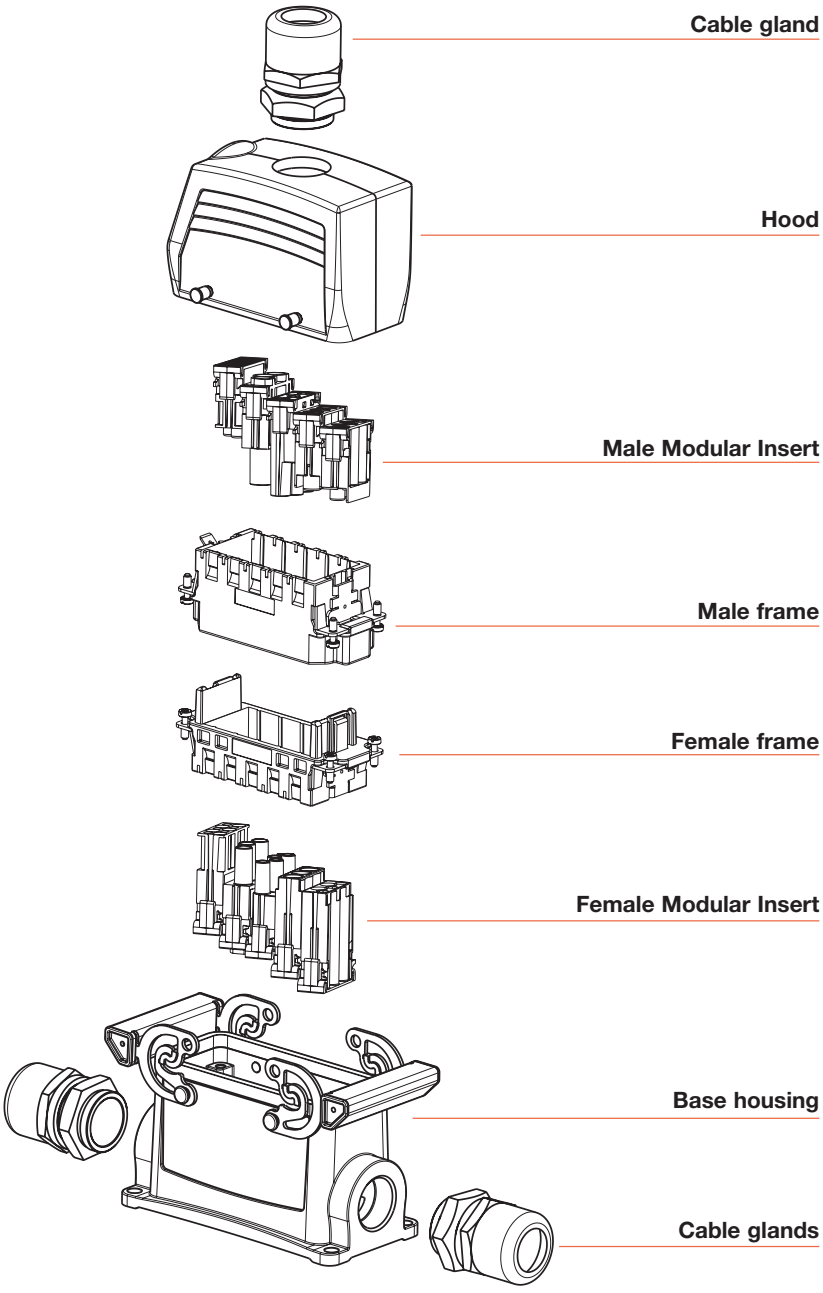

Downloaded from Elcodis.com electronic components distributor

Overview of sizes 3, 4, 6, 8, 10, 12 – modular

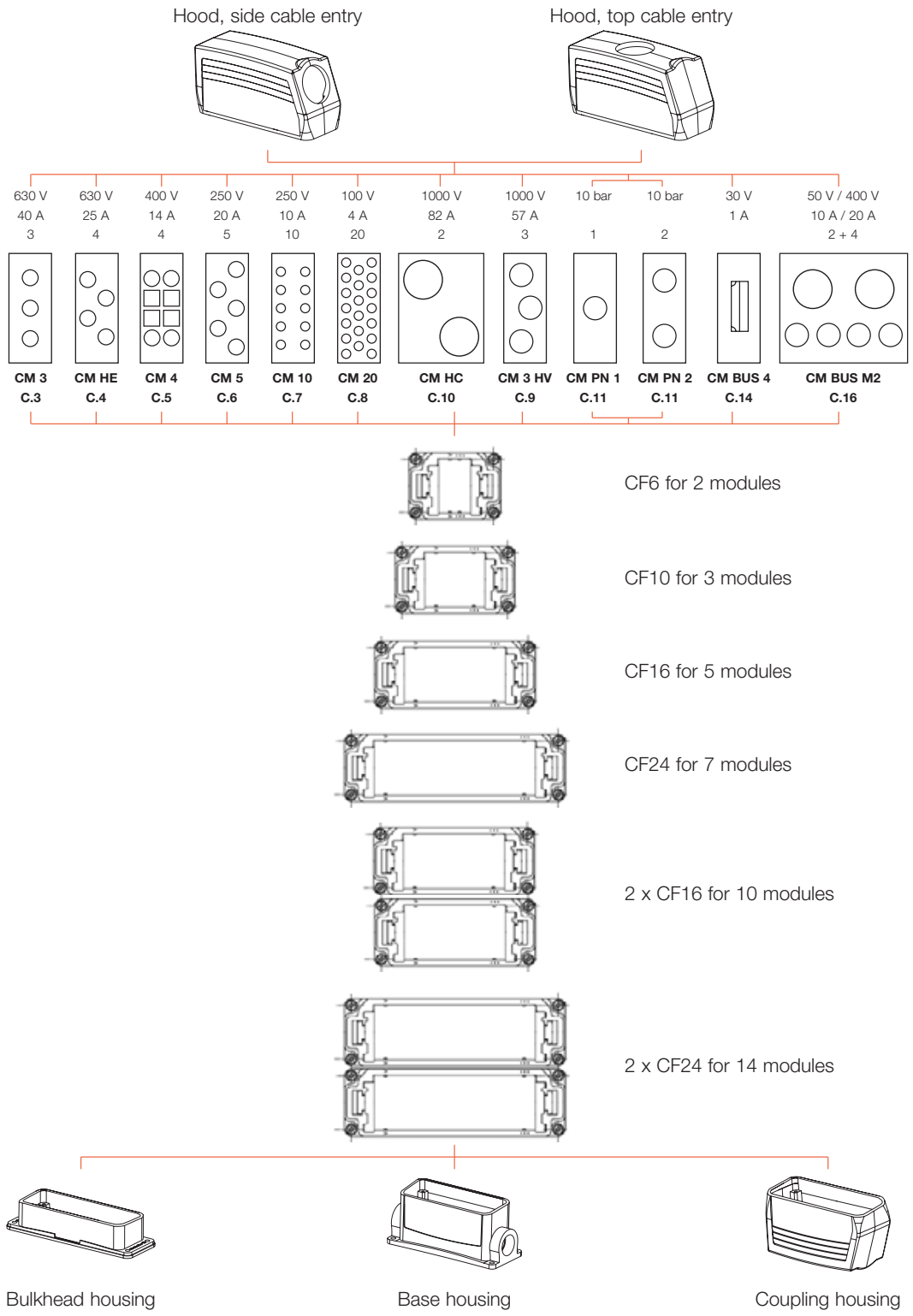

Downloaded from Elcodis.com electronic components distributor

IP class of protection to DIN EN 60529

The class of protection is indicated by a code consisting of the two letters IP and two digits representing the class of protection.

Example: **I P 6 5**

2nd digit: protection from liquids

1st digit: protection from solid bodies

Protection against intrusion of external particle matter (1st digit)

Digit		
0		No protection
1		Protection against ingress of large solid bodies with diameter > 50 mm. (Protection to prevent dangerous parts being touched with the back of the hand.)
2		Protection against ingress of large solid bodies with diameter > 12.5 mm. (Protection to prevent dangerous parts being touched with the fingers.)
3		Protection against ingress of large solid bodies with diameter > 2.5 mm. (Protection to prevent dangerous parts being touched with a tool.)
4		Protection against ingress of large solid bodies with diameter > 1 mm. (Protection to prevent dangerous parts being touched with a piece of wire.)
5		Protection against harmful deposits of dust, which cannot enter in an amount sufficient to interfere with satisfactory operation.
6		Complete protection against ingress of dust.

Protection against penetration of liquids (2nd digit)

Digit		
0		No protection
1	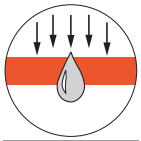	Protection against drops of condensed water falling vertically.
2		Protection against drops of liquid falling at an angle of 15° with respect to the vertical.
3	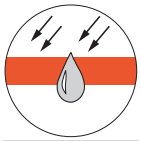	Protection against drops of liquid falling at an angle of 60° with respect to the vertical.
4		Protection against liquids splashed from any direction.
5		Protection against water jets projected by a nozzle from any direction.
6		Protection against water from heavy sea on ships' decks.
7	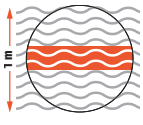	Protection against immersion in water under defined conditions of pressure and time.
8	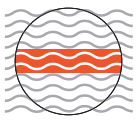	Protection against indefinite immersion in water under defined conditions of pressure (which must be agreed between manufacturer and user and must be more adverse than number 7).

Downloaded from Elcodis.com electronic components distributor

Class of protection to NEMA

National Electrical Manufacturers Association NEMA 250-1991

Digit	
Type 1	Housing primarily for use in inside rooms. Protects from penetration of solid bodies.
Type 2	Housing primarily for use in inside rooms. Protects from penetration of solid bodies and water.
Type 3	Housing primarily for use in inside rooms. Protects from penetration of rain and snow, dust and damage through ice formation.
Type 3R	Housing primarily for use in inside rooms. Protects from rain and snow as well as damage through ice formation.
Type 3S	Housing primarily for use in inside rooms. Protects from rain, snow and foreign bodies. External mechanisms can be operated despite ice formation.
Type 4	Housing for inside and outside rooms. Protects from rain, foreign bodies, water spray and water jets as well as damage through ice formation on the outside of the housing.
Type 4X	Housing for inside and outside rooms. Protects from corrosion, rain, foreign bodies, water spray and water jets as well as damage through ice formation on the outside of the housing.
Type 6	Housing for inside and outside rooms. Protects from water jets as well as penetration of water when submerged; protects from damage through ice formation on the outside of the housing.

Digit	
Type 12	Housing for use in inside rooms. Protects from dust deposits and non-corrosive dripping liquids.
Type 13	Housing for use in inside rooms. Protects from dust deposits, water spray, oil and non-corrosive coolants.

Downloaded from Elcodis.com electronic components distributor

RockStar® Housing types

Housing IP65 / NEMA 4X

Weidmüller has further developed its IP65 housing. The result is an industrial housing of a new design that also has the properties corrosion resistance and long service life. These new HDC industrial housings even surpass our previous stainless steel housings in all respects. All operation elements are made of stainless steel. A high-quality, multistage surface sealing provides safety for years. Good isn't good enough for us. That's why Weidmüller discontinued the stainless series and why you should use our new IP65 housing.

Applications:
- General mechanical engineering
- Conveying equipment and plant engineering
- Packaging machines
- Lighting and stage equipment
- Fairground rides
- Process engineering
- Transport and traffic engineering

Features:
- Tightness at least IP65 to EN 60529:1991 + A1:2000
- Tightness NEMA 4X
- Scratch-resistant, corrosion-proof, long-lasting

Design:
- Cast aluminium alloy
- 2 versions, standard and high
- Multistage surface coating
- Colour: grey

Fastening systems:
- Clamp lock in different versions of rustproof stainless steel

Housing IP69K – the highest degree of sealing

The IP69K housings have been developed for use under extreme environmental conditions. The high class of protection guarantees trouble-free operation in use on vehicles and under tough climatic conditions. If you want to protect your delicate interfaces from EMC emissions, these connectors are the right choice for you.

Applications:
- Transport and traffic engineering
- Extreme requirements on the class of protection
- Military and communications engineering

Features:
- Tightness IP69K to DIN 40050, part 9 (1993): water sprayed at the housing from any direction under strong pressure must not have any harmful effect.
- Tightness IP68 / 5 bar to EN 60529 (1991) + part A1 (2000)
- Scratch-resistant, corrosion-proof, long-lasting

Design:
- Cast aluminium alloy
- 2 versions, standard and high
- Surrounding metal collar on housing
- Shielded versions for EMC protection
- Robust powder coating of polyester resin
- Colour: black

Fastening systems:
- Screw fastening (see diagram below)

Downloaded from Elcodis.com electronic components distributor

Fastening systems

One longitudinal locking clamp on housing bottom

- Manual operation – no tools required
- 2 locking points – along the longitudinal axis
- Easily accessible with side cable entry
- Particularly suitable for row connection
- Fastening system of rustproof stainless steel

One central locking clamp on housing top

- Manual operation – no tools required
- 2 locking points along the transverse axis
- Easily accessible from above where space is limited
- Easily accessible with side cable entry
- Fastening system of rustproof stainless steel

Two transverse locking clamps on housing bottom

- Manual operation – no tools required
- 4 locking points – good sealing effect
- Easily accessible with cable entry pointing upwards
- Particularly suitable for row connection
- Fastening system of rustproof stainless steel

Screw fastening

- Operation with screwdriver
- Highly effective sealing
- 2 locking points along the longitudinal axis
- Easily accessible from above where space is limited
- Particularly suitable for row connection on all sides
- Stainless steel screws

Downloaded from Elcodis.com electronic components distributor

Part codes for inserts and covers

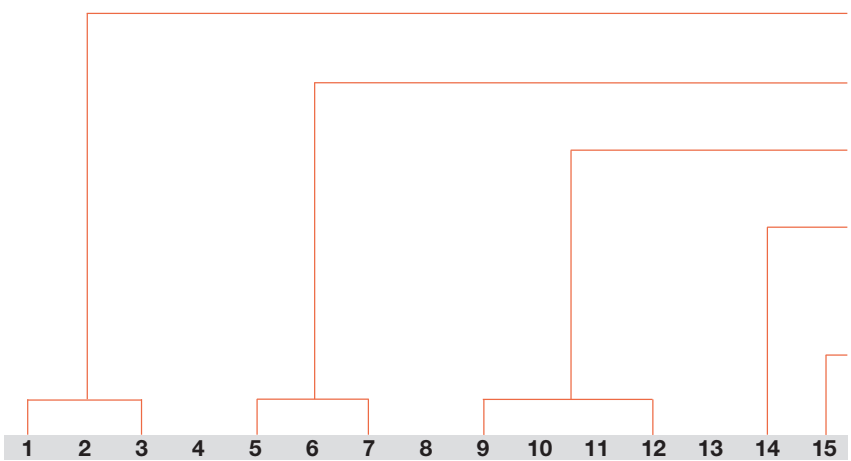

HDC = Series

Type

No. of poles

F = female
M = male

S = Screw connection
T = Tension clamp connection
P = Push In connection
C = Crimp connection

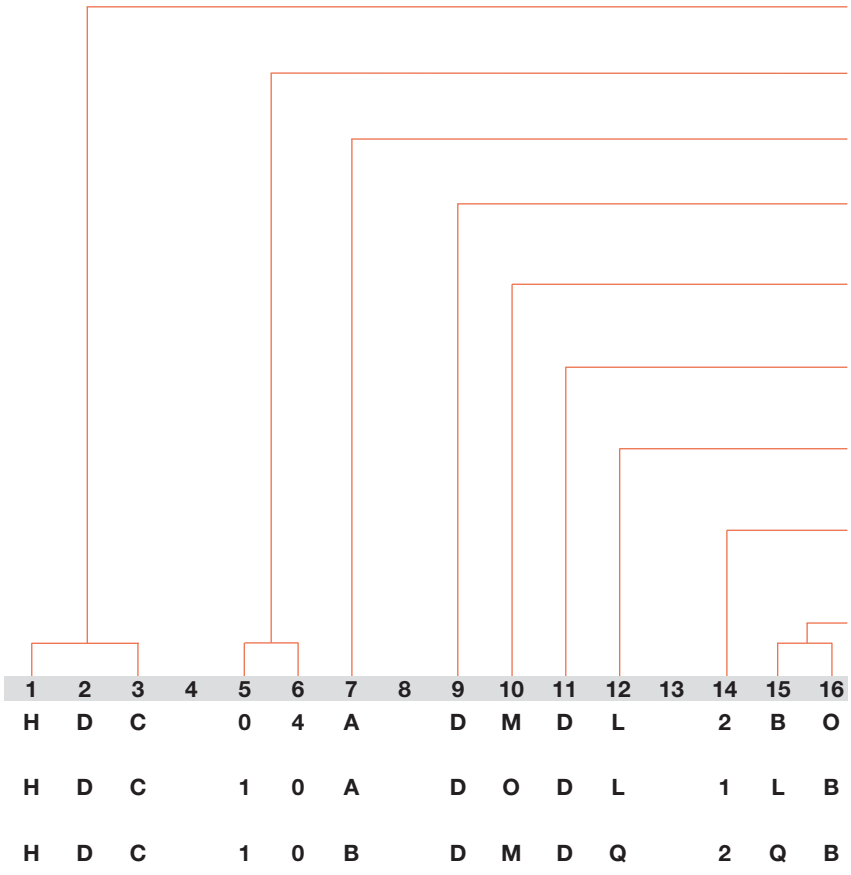

HDC = Series

Height

B = Design

D = Cover

M = with Gasket
O = without Gasket

Gasket

L = End locking
Q = Side locking

No.

BO = Bolt
LB = Longitudinal clamp
QB = Transversal clamp

Downloaded from Elcodis.com electronic components distributor

Part codes for housings



HDC = Series

Height

Design

A = Bulkhead housing
D = cover
E = screw-in housing
K = coupling housing
S = base housing
T = Hood

D = with cover
S = side cable entry
O = top cable entry
W = angled

BO = transverse clamp on top
BU = transverse clamp on bottom
LU = longitudinal clamp
ZO = central clamp

Number of cable entries and thread size

V = with gland
G = with thread
S = with sleev

Downloaded from Elcodis.com electronic components distributor

Connection systems

Weidmüller offers RockStar connectors with five different connection systems

There are five common types of connection: tension clamp connection, screw connection, crimping, axial screw connection and push-in technology.

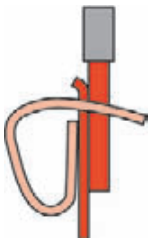

Tension clamp connection
The **Weidmüller tension clamp system** functions similarly to the tried-and-tested clamping yoke. Here again, the mechanical and electrical functions are kept separate. The tension spring made from high-quality rustproof and acid-proof steel pulls the conductor against the tin-plated copper current bar. Treating the copper in this way ensures low contact resistance and high corrosion resistance. The compensating effect of the tension spring ensures a secure contact for the lifetime of the terminal.

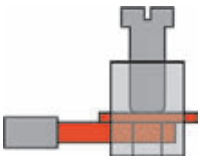

Clamp body with female thread in the Weidmüller screw terminal system consist of non-ferrous CuZn material. They are protected against corrosion with a passivated silver or gold surface with wire guard of stainless steel against impermissible deformation of solid conductors and splaying of flexible leads as well as nicking by the clamping screw. With this clamping system, a gas-tight, vibration-proof connection between conductor and clamping yoke is established. This clamping system has proven itself millions of times over in Weidmüller products.

In the **crimping** method, the wires are fed into a metal sleeve, which is then squeezed together with a special tool. The connection is now corrosion and vibration proof. The contacts can be attached to the conductor away from the connector and then inserted into it.

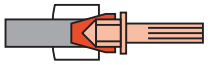

The advantage of the **axial screw connection** is the small space taken up by the contact. This increases creepage distances and improves current transfer. The axial screw connection is also extremely easy to use. To make up the connection, the tool and conductor are held in a line. Just three steps are needed for a secure connection: strip the conductor, insert the wire into the contact chamber, screw in the contact – that's all!

PUSH IN

Push In system
In the **Push In system** the stripped solid conductor is simply inserted into the clamping point as far as it will go. And that completes the connection! No tool is required and the result is a reliable, vibration-resistant and gas-tight connection. Even flexible conductors with crimped wire end ferrules or ultrasonic-welded conductors can be connected without any problems. A stainless steel compression spring, which is fitted in a separate housing, guarantees a high contact force between the conductor and the current bar (tin-plates copper). The pull-out force for this system is even higher than that for the tension clamp system. Spring and conductor stops in a steel housing ensure optimum connection conditions and a guide for the screwdriver needed to detach the conductor.

Downloaded from Elcodis.com electronic components distributor

Crimp contacts

Whereas the contacts for screw, axial screw, tension clamp and Push In connections are already built in, the customer can choose the appropriate contact for a crimp connection.

The contacts are the heart of a plug-in connector. They represent the actual connection between two conductors. Two kinds of contact are necessary: pins and sockets (male and female). The pin conducts the electrical current on its outer surface and is introduced into the socket, which conducts the electrical current on its inner surface. Heavy-duty connectors have copper alloy contacts and the contact surfaces are plated with gold or silver: silver improves conductivity, gold is corrosion-proof.
Crimp contacts are available in turned, solid form.

Selection of silver or gold-plated contacts

When using plug-in connectors under standard conditions, the resistance between the contacts has little effect. Even heavily corroded silver-coated contact pins and sockets rarely show contact problems.
The situation is different where there are very small currents in extreme applications such as those in electroplating shops, tunnels or in cellulose processing. The silver oxide layer on the surface of the contacts forms an electrical resistance with capacitive, inductive and ohmic components. As a result, the original signal is distorted so much that the recipient is unable to detect it properly and interprets it incorrectly. This results in faults and, indirectly, to damage to machines and processes. Gold-plated contacts should be used in such cases.

The rule of thumb is: use gold-coated contacts for currents < 5 mA and voltages of up to 5 V.

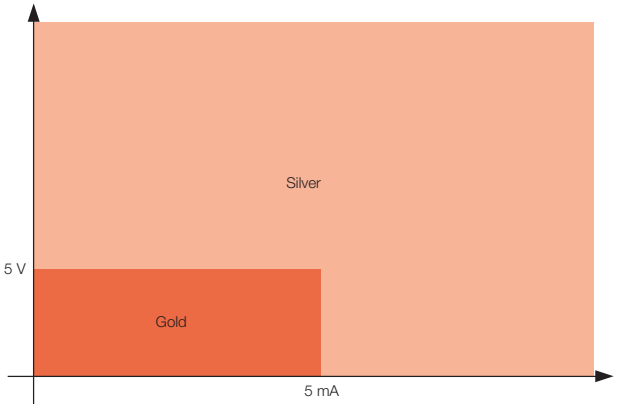

Downloaded from Elcodis.com electronic components distributor

Electrical data

Design of clearances and creepage distances in electrical equipment

General

Since April 1997 the sizing of clearances and creepage distances has been covered by DIN VDE 0110, part 1 “Insulation coordination for electrical equipment in low-voltage systems”. DIN VDE 0110, part 1 contains the modified edition of IEC Report 664-1 (see also IEC 664-1/Oct 1992). Since April 2003, the rules of DIN EN 60664-1 / 11.03 in conjunction with DIN 61984 / 09.02 apply to the dimensioning of clearances and creepage distances.

The design data resulting from these provisions is – if applicable – specified in this catalogue for each product.

For the design of clearances and creepage distances, application of the regulations for insulation coordination produces the following interrelationships:

Clearances

Clearances are rated in accordance with the following factors:

- Anticipated overvoltage
  rated impulse withstand voltage
- Used
  overvoltage protection precaution
- Measures to prevent pollution
  pollution severity

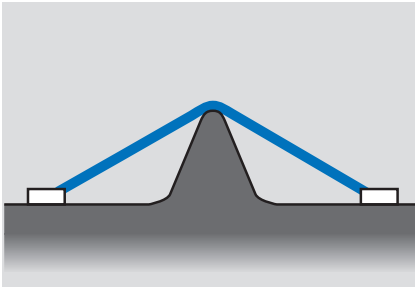

Creepage distances

Creepage distances are rated in accordance with the following factors:

- Planned
  rated voltage
- Insulation materials used
  insulation group
- Measures to prevent pollution
  pollution severity

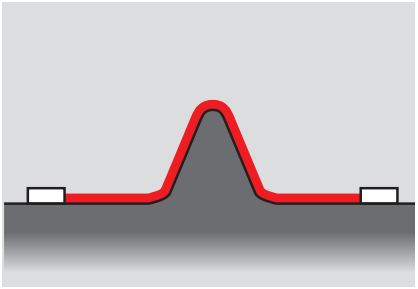

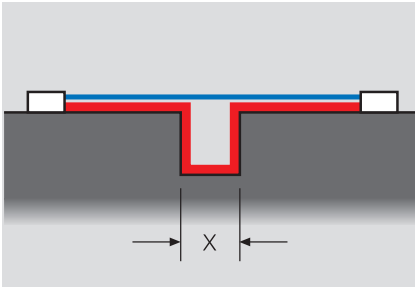

Slots are taken into account when measuring creepage distances if their minimum width X is dimensioned according to the following table:

Pollution severity	Minimum width X in mm
1	0.25
2	1.0
3	1.5
4	2.5

If the associated clearance in air is less than 3 mm, the minimum slot width can be reduced to 1/3 of the clearance.

Downloaded from Elcodis.com electronic components distributor

Influencing factors:

Rated impulse withstand voltage
The rated impulse withstand voltage is derived from:

- **Phase-to-earth voltage** (the nominal voltage of the network, taking all networks into account)
- **Overvoltage category**

The overvoltage categories are defined
in accordance with international standard DIN EN 60664-1 (for electrical equipment fed directly from the low voltage network).

Overvoltage category I

- Equipment that is intended to be connected to the permanent electrical installation of a building. Measures to limit transient overvoltages to the specific level are taken outside the equipment, either in the permanent installation or between the permanent installation and the equipment.

Overvoltage category II

- equipment to be connected to the permanent electrical installation of a building e.g. household appliances, portable tools and similar loads.

Overvoltage category III

- equipment that is part of the permanent electrical installation and other equipment where a higher degree of availability is expected e.g. distribution boards, circuit-breakers, wiring systems (IEV 826-06-01, including cables, busbars, junction boxes, switches, power sockets) in the permanent installation, and equipment for industrial use and some other equipment, e.g. stationary motors with permanent connections to the permanent installation.

Overvoltage category IV

- Equiment for use at or in the proximity of the incoming supply point of the electrical installations of buildings upstream of the main distribution board e.g. electricity meters, circuit-breakers and ripple control units.

Pollution severity categories:

Pollution severity category 1

- No pollution, or only dry, non-conductive pollution that has no influence.

Pollution severity category 2

- Non-conductive pollution only; occasional condensation may cause temporary conductivity.

Pollution severity category 3

- Conductive pollution, or dry, non-conductive pollution that is liable to be rendered conductive through condensation.

Pollution severity category 4

- Contamination results in constant conductivity, e.g. caused by conductive dust, rain or snow.

The dimensioning of clearances and creepage distances, and hence the rating data for electromechanical products (terminals, terminal strips, PCB terminals and plug-in connectors) is based on pollution severity 3 and overvoltage category III, taking account of all network types.

Table 1: Three-phase 4 or 3-conductor a.c. systems

Nominal voltage of power supply systems **[V]**	for conductor-cond. insulat.	for conductor-earth insulation	
	all Systems **[V]**	3-phase 4-conductor systems with earthed neutral cond. **[V]**	3-phase 4-conductor systems unearthed or cond. earthed **[V]**
60	63	32	63
110 120 127	125	80	125
150	160	–	160
208	200	125	200
220 230 240	250	160	250
300	320	–	320
380 400 415	400	250	400
440	500	250	500
480 500	500	320	500
575	630	400	630
600	630	–	630
660 690	630	400	630
720 830	800	500	800
960	1000	630	1000
1000	1000	–	1000

Downloaded from Elcodis.com electronic components distributor

Electrical data

Design of clearances and creepage distances in electrical equipment, influencing factors:

Rated voltage

The rated voltage is derived from the nominal voltage of the power supply and the corresponding network type.

Single-phase
2- or 3-wire AC or DC systems

Rated voltage of the power supply (mains) *)	Voltages for table 4	
	For insulation phase-to-phase 1)	For insulation phase-to-earth 1)
	All systems	3-wire systems, neutr. point earthing
V	V	V
12.5	12.5	–
24 / 25 30	25 32	– –
42 / 48 / 50**) 60	50 63	– –
30-60	63	32
100**)	100	–
110 / 120 150**)	125 160	– –
220	250	–
110-220 120-240	250	125
300**)	320	–
220-440	500	250
600**)	630	–
480-960	1000	500
1000**)	1000	–

3-phase
3- or 4-wire AC systems

Rated voltage of the power supply (mains) *)	Voltages for table 4		
	For insulation phase-to-phase	For insulation phase-to-earth	
	All systems	3-phase 4-wire systems with earthed neutral wire2)	3-phase 3-wire systems unearthed1) or. phase-earthed
V	V	V	V
60	63	32	63
110/120/127	125	80	125
150**)	160	–	160
208	200	125	200
220/230/240	250	160	250
300**)	320	–	320
380/400/415	400	250	400
440	500	250	500
480/500	500	320	500
575	630	400	630
600**)	630	–	630
660/690	630	400	630
720/830	800	500	800
960	1000	630	1000
1000**)	1000	–	1000

1) Phase-to-earth insulation levels for unearthed or impedance-earthed systems are equal to those of phase-to-phase because the operating voltage to earth of any phase can, in practice, reach full phase-to-phase voltage. This is because the actual voltage to earth is determined by the insulation resistance and capacitive reactance of each phase to earth; thus, a low (but acceptable) insulation resistance of one phase can earth it and raise the other two to full phase-to-phase voltage to earth.

2) For electrical equipment for use in both 3-phase 4-wire and 3-phase 3-wire supplies, earthed and unearthed, use the values for 3-wire systems only.

*) It is assumed that the rated voltage of the electrical equipment is not lower than the nominal voltage of the power supply.

**) Because of the common changes, the meaning of the ** symbol has not been used in table 1; i.e. the / symbol indicates a 4-wire 3-phase distribution system. The lower value is the phase-to-neutral voltage, while the higher value is the phase-to-phase voltage. Where only one value is indicated, it refers to 3-wire 3-phase systems and specifies the value phase-to-phase.
The values given in table 1 are still taken into account in tables 3a and 3b by the ** symbol.

Insulating material

The insulating materials are subdivided into four groups according to their CTI (Comparative Tracking Index):

Insulating material	
I	600 ≤ CTI
II	400 ≤ CTI < 600
III a	175 ≤ CTI < 400
III b	100 ≤ CTI < 175

The comparative tracking index must be determined according to DIN IEC 112/VDE 0303 part 1 on the basis of specially prepared samples with test solution A.

Downloaded from Elcodis.com electronic components distributor

The **derating curve** shows which currents may flow continuously and simultaneously via all possible connections when the component is subjected to various ambient temperatures below its upper limit temperature.

The **upper limit temperature** of a component is the rated value determined by the materials used. The total of the ambient temperature plus the temperature rise caused by the current load (power loss at contact resistance) may not exceed the upper limit temperature of the component, otherwise it will be damaged or even completely ruined. The current-carrying capacity is hence not a constant value, but rather de-creases as the component ambient temperature increases. Furthermore, the current-carrying capacity is influenced by the geometry of the component, the number of poles and the conductor(s) connected to it.

The current-carrying capacity is determined empirically according to DIN IEC 60512-3. To do this, the resulting component temperatures t_{b1}, t_{b2} … and the ambient temperatures t_{u1}, t_{u2} are measured for three different currents I_1, I_2, I_3 ….
The values are entered on a graph with a system of linear coordinates to illustrate the relationships between the currents, the ambient temperatures and the temperature rise in the component.

The **loading currents** are plotted on the y-axis, the **component ambient temperatures** on the x-axis. A line drawn perpendicular to the x-axis at the upper limit temperature t_g of the component completes the system of coordinates. The associated average values of the temperature rise in the component, $\Delta t_1 = t_{b1}-t_{u1}$, $\Delta t_2 = t_{b2}-t_{u2}$,... are plotted for every current I_1, I_2, … to the left of the perpendicular line. The points generated in this way are joined to form a roughly parabolic curve.

As it is practically impossible to choose components with the maximum permissible contact resistances for the measurements, the base curve must be reduced. Reducing the currents to 80% results in the **“derating curve”** in which the maximum permissible contact resistances and the measuring uncertainties in the temperature measurements are taken into account in such a way that they are suitable for practical applications, as experience has shown. If the derating curve exceeds the currents in the low ambient temperature zone, which is given by the current-carrying capacity of the conductor cross-sections to be connected, then the derating curve should be limited to the smaller current in this zone.

Base curve

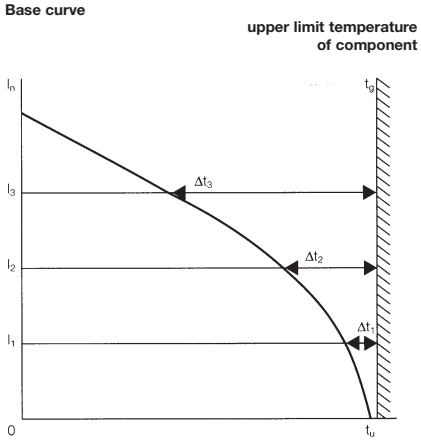

t_g = upper limit temperature of component
t_u = ambient temperature
I_n = current

Derating curve

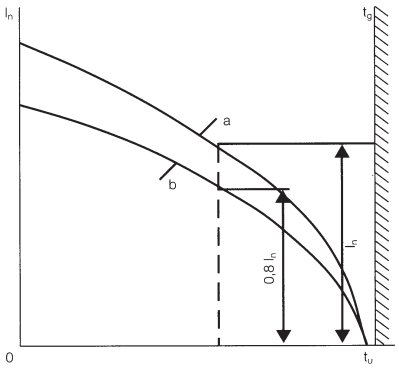

t_g = upper limit temperature of component
t_u = ambient temperature
I_n = current
a = Base curve
b = Reduced base curve (derating curve)

Downloaded from Elcodis.com electronic components distributor

Chemical resistance

Chemical resistance of inserts (material PC, 20 % GF)

Acetone	+
Ammonia, aqueous	–
Petrol	+
Benzine	+
Diesel oil	–
Acetic acid, concentrated	+
Aqueous potassium hydroxide	–
Methanol	–
Engine oil	–
Alkaline solution, diluted	+
Chlorinated hydrocarbons	–
Use in open air	–

Chemical resistance of standard housing seal (material NBR)

Acetone	–
Drilling oil	+
Diesel	+
Ethyl alcohol	+
Gear oil	+
Hydraulic oil	+
Cooling lubricant	+
Petrol	+
Sweat	+
High-octane petrol	–
Water	+

\+ resistant
– partially resistant
o not resistant

Downloaded from Elcodis.com electronic components distributor

Tightening torques and screwing tool

Screw size	Connector type	Dia. tightening torque in Nm	Recommended blade inserts and AF size for hexagon socket
M 2.5	S 6/6 and S 6/12		
	Clamping point		
	Signal contact	0.5 – 0.55	0.6 x 3.5 mm ± Gr. PZ0
M 3	Screw insert		
	HA 3; HA 4; HQ 5	0.5 – 0.55	0.6 x 3.5 mm ± Gr. PZ0
M 3	Screw insert		
	HA 10 - HA 48	0.5 – 0.55	0.6 x 3.5 mm ± Gr. PZ0
M 3	Screw insert HE series		
	HVE series		
	Fastening screws	0.5 – 0.55	0.6 x 3.5 mm ± Gr. PZ0
	Guide pin	0.5 – 0.55	0.6 x 3.5 mm ± Gr. PZ0
	Guide bush	0.5 – 0.55	0.6 x 3.5 mm ± Gr. PZ0
	Coding pins	0.4 - 0.5	0.6 x 3.5 mm ± Gr. PZ0
M 4	PE terminal		
	HA series	1.2 - 1.5	0.6 x 3.5 or 0.8 x 4 mm ± Gr PZ1
	HE series	1.2 - 1.5	0.6 x 3.5 or 0.8 x 4 mm ± Gr PZ1
	HVE series	1.2 - 1.5	0.6 x 3.5 or 0.8 x 4 mm ± Gr PZ1
	HD series	1.2 - 1.5	0.6 x 3.5 or 0.8 x 4 mm ± Gr PZ1
	HDD series	1.2 - 1.5	0.6 x 3.5 or 0.8 x 4 mm ± Gr PZ1
M 4	Screw insert		
	HSB series	1.2 - 1.5	0.6 x 3.5 or 0.8 x 4 mm ± Gr PZ1
M 5	PE terminal		
	HSB series	2 - 2.5	1 x 5.5 mm ± Gr. PZ2
M 7 x 0.75 S 4	Axial connection		
	of power contacts	1.1 – 1.7	SW 2
M 4	S 4 PE screw		
	via male contact	1.2 – 1.5	SD 0.6 x 3.5 mm
M 3	S 4 PE Schraub		
	via female contact	0.5 – 0.55	SD 0.6 x 3.5 mm
M 7 x 0.75	S 6/6 Axial connection		
	of power contacts	6 – 8	SW 4
M 8 x 0.75	S 6/12 Axial connection		
	of power contacts	1.1 – 1.7	SW 2
M 10 x 1	S 4/0 Axial connection		
	of power contacts	2 – 3	SW 3

Increasing the tightening torque does not improve the contact resistance. The stated torque settings offer optimal mechanical, thermal and electrical conditions. Exceeding the recommended values may even damage the conductor and terminal.

Downloaded from Elcodis.com electronic components distributor

Safety information / standards

Pay attention to the following safety advice:

- Never plug or unplug connectors under load or in operation.
- We can only guarantee the technical and electro-technical characteristics promised in this catalogue if all the components were supplied by Weidmüller.
- Not needed clamping points must be closed.

The following standards apply in the vicinity of heady-duty connectors:

- DIN EN 60664-1 or IEC 60664-1:
  Insulation coordination for equipment within low-voltage systems; principles, requirements and tests (replaces DIN VDE 0110-1)
- DIN EN 61984 or IEC 61984:
  Plug-in connectors – safety requirements and tests
- DIN EN 175301-801:
  Detail Specification: High-density rectangular plug-in connectors, round removable crimp contacts; (replaces DIN 43652)
- DIN EN 60352 or IEC 60352:
  Solderless connections
- DIN EN 60529 or IEC 60529:
  Classes of protection provided by enclosures (IP code)
- DIN VDE 0870:
  Electromagnetic influence
- DIN EN 60999-1:
  Connecting devices, safety requirements for screw terminal connections and screwless terminal connections for electrical copper conductors …
- DIN 40050-9:
  Road vehicles; classes of protection (IP-code); ...
- DIN EN 60664-1:
  Plug-in connectors – safety requirements and tests

Downloaded from Elcodis.com electronic components distributor

RockStar® inserts

RockStar® inserts

HA series – the slim connectors B.2
250 V
22 A
3 – 48 poles

HE series – the universal connectors B.16
500 V
24 A
6 – 48 poles

HEE series – high contact density B.30
500 V
16 A
10 – 46 poles

HD series – the flexible connectors B.40
250 V
10 A
7 – 128 poles

HDD series – the compact connectors B.64
250 V
10 A
24 – 216 poles

HVE series – exciting voltage B.78
830 V
23 A
3 + 2; 6 + 2; 10 + 2 poles

HSB series – the heavy-duty connectors B.86
400 V
35 A
6 – 12 poles

MixMate series – the high-capacity connectors B.92
1000 V / 630 V
100 A
4; 4/0; 6/6 and 6/12 poles

HQ series – the powerful little connectors B.104
400 V
16 A
5 – 8 poles

CabinetMate DSTV-HE series – connector at front, terminal at rear B.110
500 V
16 A
6 – 24 poles

CabinetMate DSTV-HD series – connector at front, terminal at rear B.120
250 V
10 A
16 – 64 poles

Downloaded from Elcodis.com electronic components distributor

HA series – the slim connectors

When space is tight, the small and narrow HA series comes into its own.



Technical data

Standards / approvals	
Standards	DIN EN 61984
	DIN EN 60664-1
Approvals	UL/CSA
Inserts	
No. of poles	3, 4, 10, 16, 24, 32, 48
Rated voltage	250 V
Rated voltage to UL/CSA	600 V
Rated current	22 A (≥ 24 Poles 16 A)
Rated impulse withstand voltage	4 KV
Pollution severity	3
Insulation resistance	≥ 10^{10} Ω
Material	Glass-fibre reinforced PC (in UL list and approved for railway applications)
Temperature range	–40 °C ... +125 °C
Flammability to UL 94	V – 0
Mechanical service life	
– Plugging cycles Ag - Surface	≥ 500
– Plugging cycles Au - Surface	≥ 500
Contact resistance	
Crimp connection	≤ 4 mΩ
Screw tension clamp	≤ 2 mΩ
Contacts / Material	
Sockets and plug-in contact	Copper alloy
Surface	Passivated silver, or 0.8 µm gold on 2 µm nickel
Clamping unit / Screw connection	Copper alloy / Passivated silver
Clamping range / Stripping length	
– Crimp connection*	0.5 - 4 mm² (AWG 20 … 12) / 8 mm
– Screw connection	0.5 - 2.5 mm² (AWG 20 … 14) / 9 mm
– Tension clamp connection	0.5 - 2.5 mm² (AWG 20 … 14) / 8 mm
* The crimp is with flexible conductors.	
Clamping torque	
– Screw connection	0.5 - 0.55 Nm
SD blades	
– Screw connection	0.6 x 3.5 or PZ 0
– Push In	0.4 x 2.5
– Tension clamp connection	0.5 x 3 or 0.6 x 3.5
PE connection	
– Clamping range	0.5 … 4 mm²
– solid / stranded	0.5 … 4 mm² / 0.5 … 4 mm²
– flexible / flexible with wire end ferrule, DIN 46228 pt. 1	0.5 … 4 mm² / 0.5 … 4 mm²
– AWG conductor	AWG 20 .. 12
– Stripping length	10 mm
– Clamping torque	1.2 … 1.5 Nm
– Blade dimensions	SD 0.8 x 4 mm or PZ 1

Note: HA 3 and HA 4: PE terminal max. 2.5 mm² via socket and pin. Thread M3, torque range 0.5-0.55 Nm; * Crimp connection 2.5 mm² = 24 A - 4 mm² = 29 A; Switch off power supply before handling plug-in connectors.

Derating curves

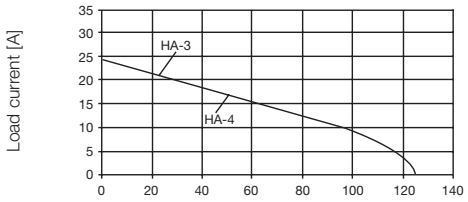

3 + 4-pole, 1.5 mm² Ambient temperature [°C]

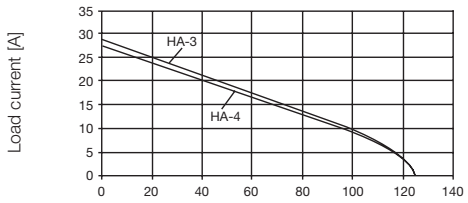

3 + 4-pole, 2.5 mm² Ambient temperature [°C]

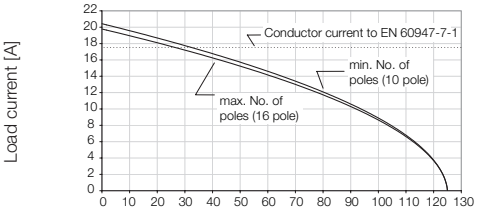

10 ... 48-pole, 1.5 mm² Ambient temperature [°C]

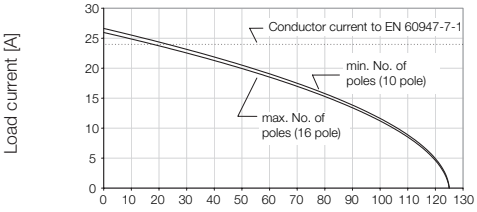

10 ... 48-pole, 2.5 mm² Ambient temperature [°C]

Downloaded from Elcodis.com electronic components distributor

Overview

		Rated voltage	Rated current	No. of poles	Tension clamp connection	Screw conn. with wire guard spring	Crimp connection	Push In	Axial screw connection	Page
		250 V	22 A	3 + ⏚		•				B.4
		250 V	22 A	4 + ⏚		•				B.6
		250 V	22 A	10 + ⏚	•	•	•			B.8
		250 V	22 A	16 + ⏚	•	•	•			B.10
		250 V	16 A	32 + ⏚	•	•	•			B.12
		250 V	16 A	48 + ⏚	•	•	•			B.14

Downloaded from Elcodis.com electronic components distributor

HA series - the slim connectors

250 V, 22 A, Size 1

3 + ⏚

Inserts

Screw connection

Insert	Designation	Order No.
Male	HDC HA 3 MS	**1498100000**
Female	HDC HA 3 FS	**1498200000**

Dimensions

Male

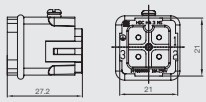

Female

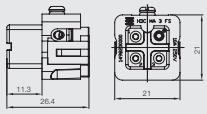

Arrangement of contacts

Male

Female

Downloaded from Elcodis.com electronic components distributor

Selection of Housings RockStar® IP65
Size 1

Hood

material: Diecast aluminium

Hood, Cable Entry sideways

a	Version	Cover	b (mm)	Designation	Order No.
M 20	with thread		49.2	HDC 04A TWLU 1M20G	**1788810000**

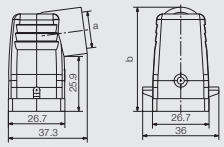

Hood, Cable Entry at top

a	Version	Cover	b (mm)	Designation	Order No.
M 20	with thread		50	HDC 04A TOLU 1M20G	**1788820000**

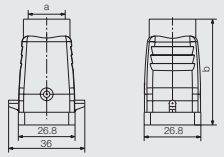

Base

Bulkhead housing

	Version	Cover	b (mm)	Designation	Order No.
			23	HDC 04A ALU	**1497600000**

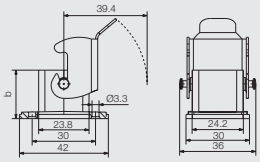

Base housing

a	Version	Cover	b (mm)	Designation	Order No.
M 20	with thread		25.8	HDC 04A SLU 1M20G	**1788830000**

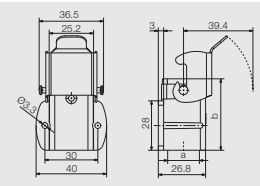

Coupling hood

a	Version	Cover	b (mm)	Designation	Order No.
M 20	with thread		53.5	HDC 04A KOLU 1M20G	**1788840000**

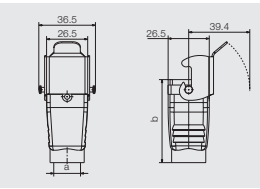

Screw Mounting Housing

a	Version	Cover	b (mm)	Designation	Order No.
M 20	with thread		54	HDC 04A ELU 1M20G	**1900320000**
PG 13,5	with thread		54	HDC 04A ELU 1PG13G	**1900330000**
PG 13,5	with thread		54	HDC 04A ELU 1PG13G EXI	**1900350000**

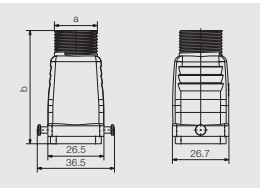

Cover

	Version		Designation	Order No.
	for female insert		HDC 04A DMDL 2BO	**1665750000**
	for male insert		HDC 04A DODL 2BO	**1665740000**

Downloaded from Elcodis.com electronic components distributor

HA series - the slim connectors

250 V, 22 A, Size 1

4 + ⏚

Inserts

Screw connection

Insert	Designation	Order No.
Male	HDC HA 4 MS	**1498300000**
Female	HDC HA 4 FS	**1498400000**

Dimensions

Male

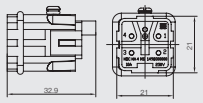

Female

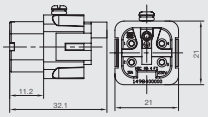

Arrangement of contacts

Male

Female

Downloaded from Elcodis.com electronic components distributor

Selection of Housings RockStar® IP65
Size 1

Hood

material: Diecast aluminium

Hood, Cable Entry sideways

a	Version	Cover	b (mm)	Designation	Order No.
M 20	with thread		49.2	HDC 04A TWLU 1M20G	**1788810000**

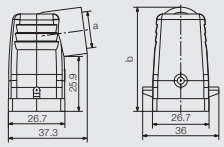

Hood, Cable Entry at top

a	Version	Cover	b (mm)	Designation	Order No.
M 20	with thread		50	HDC 04A TOLU 1M20G	**1788820000**

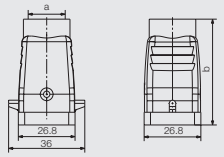

Base

Bulkhead housing

	Version	Cover	b (mm)	Designation	Order No.
			23	HDC 04A ALU	**1497600000**

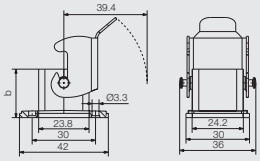

Base housing

a	Version	Cover	b (mm)	Designation	Order No.
M 20	with thread		25.8	HDC 04A SLU 1M20G	**1788830000**

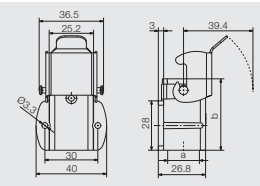

Coupling hood

a	Version	Cover	b (mm)	Designation	Order No.
M 20	with thread		53.5	HDC 04A KOLU 1M20G	**1788840000**

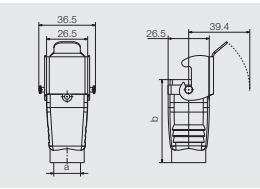

Screw Mounting Housing

a	Version	Cover	b (mm)	Designation	Order No.
M 20	with thread		54	HDC 04A ELU 1M20G	**1900320000**
PG 13,5	with thread		54	HDC 04A ELU 1PG13G	**1900330000**
PG 13,5	with thread		54	HDC 04A ELU 1PG13G EXI	**1900350000**

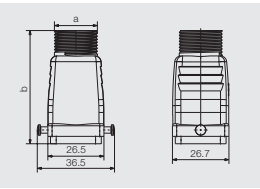

Cover

	Version		Designation	Order No.
	for female insert		HDC 04A DMDL 2BO	**1665750000**
	for male insert		HDC 04A DODL 2BO	**1665740000**

Downloaded from Elcodis.com electronic components distributor

HA series - the slim connectors

250 V, 22 A, Size 2

10 + ⏚

Inserts

Tension clamp connection

Insert	Designation	Order No.
Male	HDC HA 10 MT	**1896790000**
Female	HDC HA 10 FT	**1896780000**

Screw connection

Insert	Designation	Order No.
Male	HDC HA 10 MS	**1650610000**
Female	HDC HA 10 FS	**1650620000**

Crimp connection

Insert	Designation	Order No.
Female	HDC HA 10 FC	**1873860000**
Male	HDC HA 10 MC	**1873870000**

Dimensions

Male

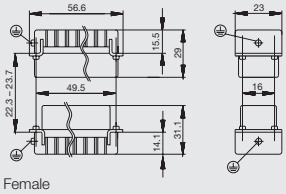

Female

Arrangement of contacts

Male

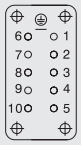

Female

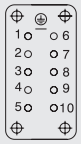

Mounting cut-out

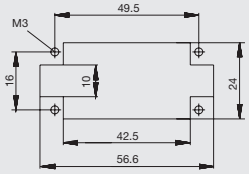

Accessories

Crimp contacts

Surface silver

Surface gold

Qty.	Male	Order No.	Female	Order No.
100	HDC-C-HE-SM0.5AG	**1200500000**	HDC-C-HE-BM0.5AG	**1201100000**
100	HDC-C-HE-SM0.75-1AG	**1200600000**	HDC-C-HE-BM0.75-1AG	**1201200000**
100	HDC-C-HE-SM1.5AG	**1200700000**	HDC-C-HE-BM1.5AG	**1201300000**
100	HDC-C-HE-SM2.5AG	**1200800000**	HDC-C-HE-BM2.5AG	**1201400000**
100	HDC-C-HE-SM4.0AG	**1200900000**	HDC-C-HE-BM4.0AG	**1201500000**
100	HDC-C-HE-SM0.5AU	**1651420000**	HDC-C-HE-BM0.5AU	**1651470000**
100	HDC-C-HE-SM0.75-1AU	**1651430000**	HDC-C-HE-BM0.75-1AU	**1651480000**
100	HDC-C-HE-SM1.5AU	**1651440000**	HDC-C-HE-BM1.5AU	**1651490000**
100	HDC-C-HE-SM2.5AU	**1651450000**	HDC-C-HE-BM2.5AU	**1651500000**
100	HDC-C-HE-SM4.0AU	**1651460000**	HDC-C-HE-BM4.0AU	**1651510000**

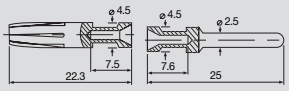

Single contacts

Conductor mm²	AWG No.
0.50	20
0.75-1.00	18
1.50	16
2.50	14
4.00	12

Tools

Crimping tool	Order No.
CTX CM 1.6/2.5	**9018490000**
Contact removal tool	
Removal Tool HE	**1866750000**

Downloaded from Elcodis.com electronic components distributor

Selection of Housings RockStar® IP65
Size 2

Hood

Hood, Cable Entry sideways

a	Version	Cover	b (mm)	Designation	Order No.
M 20	with thread		68	HDC 15A TSLU 1M20G	1788860000
M 25	with thread		68	HDC 15A TSLU 1M25G	1788850000

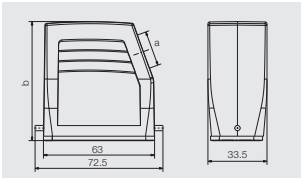

Hood, Cable Entry at top

a	Version	Cover	b (mm)	Designation	Order No.
M 20	with thread		54	HDC 10A TOLU 1M20G	1788620000
M 25	with thread		54	HDC 10A TOLU 1M25G	1788610000

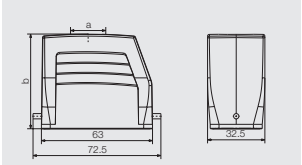

Cover

	Version		Designation	Order No.
	for hoods		HDC 10A DODL 1LB	1665890000

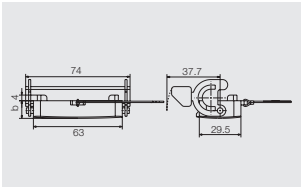

Base

Bulkhead housing

	Version	Cover	b (mm)	Designation	Order No.
		with cover	37.5	HDC 10A ADLU	1664060000
			25	HDC 10A ALU	1664040000

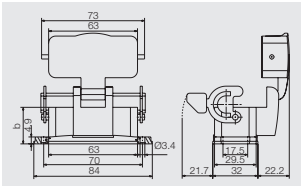

Base housing

a	Version	Cover	b (mm)	Designation	Order No.
M 20	with thread	with cover	69.5	HDC 10A SDLU 2M20G	1788660000
M 25	with thread	with cover	69.5	HDC 10A SDLU 2M25G	1788650000
M 20	with thread		57	HDC 10A SLU 2M20G	1788640000
M 25	with thread		57	HDC 10A SLU 2M25G	1788630000

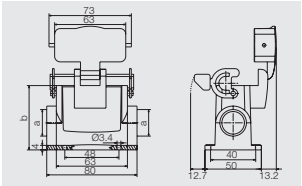

Coupling hood

a	Version	Cover	b (mm)	Designation	Order No.
M 25	with thread		48	HDC 10A KLU 1M25G	1788670000

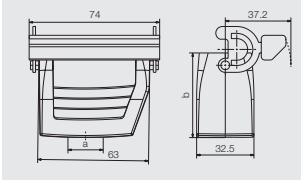

Cover

	Version		Designation	Order No.
	for bases		HDC 10A DMDL 2BO	1665880000

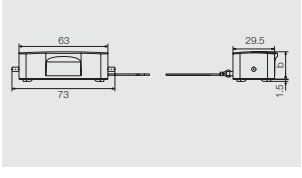

Downloaded from Elcodis.com electronic components distributor

HA series - the slim connectors

250 V, 22 A, Size 5

16 + ⏚

Inserts

Tension clamp connection

Insert	Designation	Order No.
Male	HDC HA 16 MT	**1896830000**
Female	HDC HA 16 FT	**1896800000**

Screw connection

Insert	Designation	Order No.
Male	HDC HA 16 MS	**1650770000**
Female	HDC HA 16 FS	**1650780000**

Crimp connection

Insert	Designation	Order No.
Male	HDC HA 16 MC	**1873890000**
Female	HDC HA 16 FC	**1873880000**

Dimensions

Male

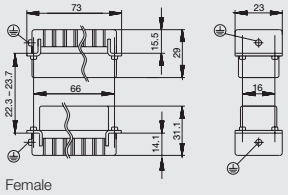

Female

Arrangement of contacts

Male

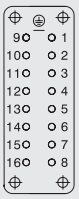

Female

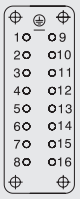

Mounting cut-out

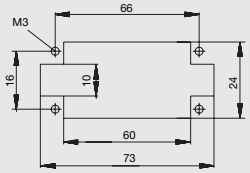

Accessories

Crimp contacts

Surface silver

Surface gold

Qty.	Male	Order No.	Female	Order No.
100	HDC-C-HE-SM0.5AG	**1200500000**	HDC-C-HE-BM0.5AG	**1201100000**
100	HDC-C-HE-SM0.75-1AG	**1200600000**	HDC-C-HE-BM0.75-1AG	**1201200000**
100	HDC-C-HE-SM1.5AG	**1200700000**	HDC-C-HE-BM1.5AG	**1201300000**
100	HDC-C-HE-SM2.5AG	**1200800000**	HDC-C-HE-BM2.5AG	**1201400000**
100	HDC-C-HE-SM4.0AG	**1200900000**	HDC-C-HE-BM4.0AG	**1201500000**
100	HDC-C-HE-SM0.5AU	**1651420000**	HDC-C-HE-BM0.5AU	**1651470000**
100	HDC-C-HE-SM0.75-1AU	**1651430000**	HDC-C-HE-BM0.75-1AU	**1651480000**
100	HDC-C-HE-SM1.5AU	**1651440000**	HDC-C-HE-BM1.5AU	**1651490000**
100	HDC-C-HE-SM2.5AU	**1651450000**	HDC-C-HE-BM2.5AU	**1651500000**
100	HDC-C-HE-SM4.0AU	**1651460000**	HDC-C-HE-BM4.0AU	**1651510000**

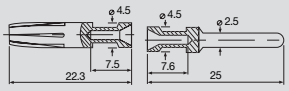

Single contacts

Conductor mm²	AWG No.
0.50	20
0.75-1.00	18
1.50	16
2.50	14
4.00	12

Tools

Crimping tool	Order No.
CTX CM 1.6/2.5	**9018490000**
Contact removal tool	
Removal Tool HE	**1866750000**

Downloaded from Elcodis.com electronic components distributor

Selection of Housings RockStar® IP65
Size 5

Hood

Hood, Cable Entry sideways

a	Version	Cover	b (mm)	Designation	Order No.
M 25	with thread		58	HDC 16A TSLU 1M25G	**1788740000**
M 20	with thread		72	HDC 25A TSLU 1M20G	**1788680000**
M 25	with thread		72	HDC 25A TSLU 1M25G	**1788690000**

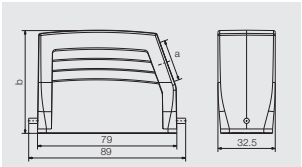

Hood, Cable Entry at top

a	Version	Cover	b (mm)	Designation	Order No.
M 25	with thread		58	HDC 16A TOLU 1M25G	**1788750000**
M 20	with thread		72	HDC 25A TOLU 1M20G	**1788710000**
M 25	with thread		72	HDC 25A TOLU 1M25G	**1788700000**

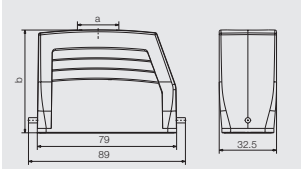

Cover

	Version		Designation	Order No.
	for hoods		HDC 16A DODL 1LB	**1665900000**

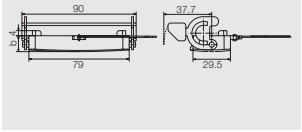

Base

Bulkhead housing

	Version	Cover	b (mm)	Designation	Order No.
		with cover	44.5	HDC 16A ADLU	**1664940000**
			25	HDC 16A ALU	**1664920000**

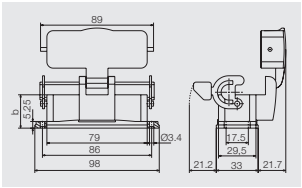

Base housing

a	Version	Cover	b (mm)	Designation	Order No.
M 20	with thread	with cover	76.5	HDC 16A SDLU 2M20G	**1788790000**
M 25	with thread	with cover	76.5	HDC 16A SDLU 2M25G	**1788780000**
M 20	with thread		57	HDC 16A SLU 2M20G	**1788770000**
M 25	with thread		57	HDC 16A SLU 2M25G	**1788760000**

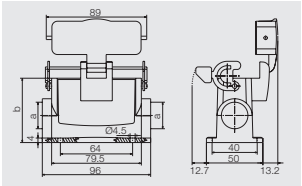

Coupling hood

a	Version	Cover	b (mm)	Designation	Order No.
M 25	with thread		53	HDC 16A KLU 1M25G	**1788800000**

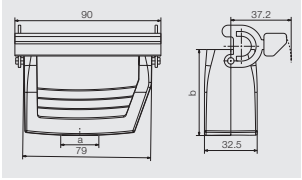

Cover

	Version		Designation	Order No.
	for bases		HDC 16A DMDL 2BO	**1665910000**

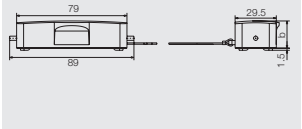

Downloaded from Elcodis.com electronic components distributor

HA series - the slim connectors

250 V, 16 A, Size 7

32 + ⏚

Inserts

Tension clamp connection

Insert	Designation	Order No.
Male	HDC HA 16 MT	1896830000
Female	HDC HA 16 FT	1896800000
Male	HDC HA 16 MT 17-32	1896840000
Female	HDC HA 16 FT 17-32	1896810000

Screw connection

Insert	Designation	Order No.
Male	HDC HA 16 MS	1650770000
Female	HDC HA 16 FS	1650780000
Male	HDC HA 16 MS 17-32	1650880000
Female	HDC HA 16 FS 17-32	1650900000

Crimp connection

Insert	Designation	Order No.
Male	HDC HA 16 MC	1873890000
Female	HDC HA 16 FC	1873880000
Male	HDC HA 16 MC 17-32	1875620000
Female	HDC HA 16 FC 17-32	1876040000

Dimensions

Male

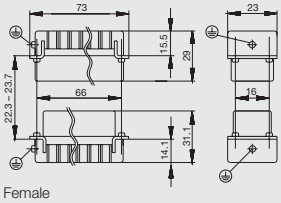

Female

Arrangement of contacts

Male

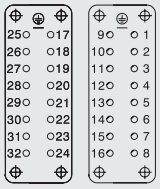

Female

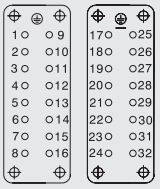

Mounting cut-out

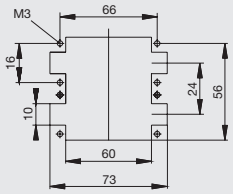

Accessories

Crimp contacts

Surface silver

Surface gold

Qty.	Male	Order No.	Female	Order No.
100	HDC-C-HE-SM0.5AG	1200500000	HDC-C-HE-BM0.5AG	1201100000
100	HDC-C-HE-SM0.75-1AG	1200600000	HDC-C-HE-BM0.75-1AG	1201200000
100	HDC-C-HE-SM1.5AG	1200700000	HDC-C-HE-BM1.5AG	1201300000
100	HDC-C-HE-SM2.5AG	1200800000	HDC-C-HE-BM2.5AG	1201400000
100	HDC-C-HE-SM4.0AG	1200900000	HDC-C-HE-BM4.0AG	1201500000
100	HDC-C-HE-SM0.5AU	1651420000	HDC-C-HE-BM0.5AU	1651470000
100	HDC-C-HE-SM0.75-1AU	1651430000	HDC-C-HE-BM0.75-1AU	1651480000
100	HDC-C-HE-SM1.5AU	1651440000	HDC-C-HE-BM1.5AU	1651490000
100	HDC-C-HE-SM2.5AU	1651450000	HDC-C-HE-BM2.5AU	1651500000
100	HDC-C-HE-SM4.0AU	1651460000	HDC-C-HE-BM4.0AU	1651510000

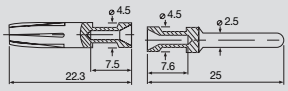

Single contacts

Conductor mm²	AWG No.
0.50	20
0.75-1.00	18
1.50	16
2.50	14
4.00	12

Tools

Crimping tool	Order No.
CTX CM 1.6/2.5	9018490000
Contact removal tool	
Removal Tool HE	1866750000

Downloaded from Elcodis.com electronic components distributor

Selection of Housings RockStar® IP65
Size 7

Hood

Hood, Cable Entry sideways

a	Version	Cover	b (mm)	Designation	Order No.
M 25	with thread		75	HDC 32A TSBU 1M25G	**1787960000**
M 32	with thread		75	HDC 32A TSBU 1M32G	**1787950000**

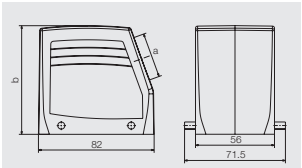

Hood, Cable Entry at top

a	Version	Cover	b (mm)	Designation	Order No.
M 32	with thread		75	HDC 32A TOBU 1M32G	**1787990000**

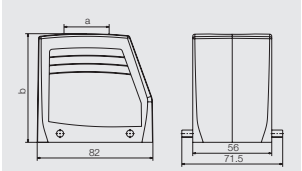

Base

Bulkhead housing

	Version	Cover	b (mm)	Designation	Order No.
			25	HDC 32A ABU	**1665860000**

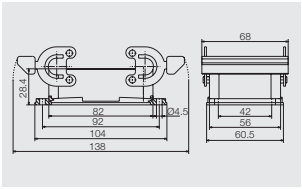

Base housing

a	Version	Cover	b (mm)	Designation	Order No.
M 25	with thread		75	HDC 32A SBU 2M25G	**1788040000**

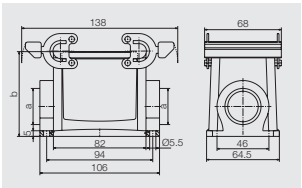

Coupling hood

a	Version	Cover	b (mm)	Designation	Order No.
M 25	with thread		76.5	HDC 32A KBU 1M25G	**1788080000**
M 32	with thread		76.5	HDC 32A KBU 1M32G	**1788070000**

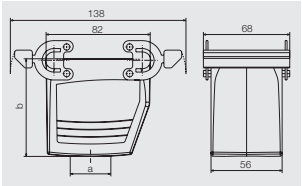

Downloaded from Elcodis.com electronic components distributor

HA series - the slim connectors

250 V, 16 A, Size 9

48 + ⏚

Inserts

Tension clamp connection

Insert	Designation	Order No.
Male	HDC HA 16 MT	1896830000
Female	HDC HA 16 FT	1896800000
Male	HDC HA 16 MT 17-32	1896840000
Female	HDC HA 16 FT 17-32	1896810000
Male	HDC HA 16 MT 33-48	1896850000
Female	HDC HA 16 FT 33-48	1896820000

Screw connection

Insert	Designation	Order No.
Male	HDC HA 16 MS	1650770000
Female	HDC HA 16 FS	1650780000
Male	HDC HA 16 MS 17-32	1650880000
Female	HDC HA 16 FS 17-32	1650900000
Male	HDC HA 16 MS 33-48	1650990000
Female	HDC HA 16 FS 33-48	1651020000

Crimp connection



Insert	Designation	Order No.
Male	HDC HA 16 MC	1873890000
Female	HDC HA 16 FC	1873880000
Male	HDC HA 16 MC 17-32	1875620000
Female	HDC HA 16 FC 17-32	1876040000
Male	HDC HA 16 MC 33-48	1875630000
Female	HDC HA 16 FC 33-48	1875540000

Dimensions

Male

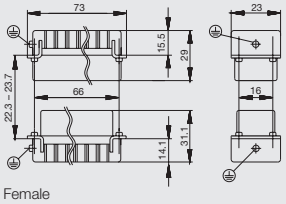

Female

Arrangement of contacts

Male

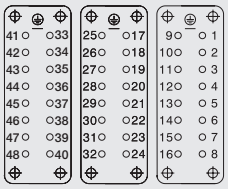

Female

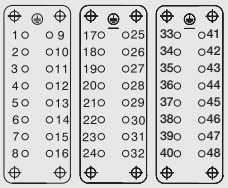

Mounting cut-out

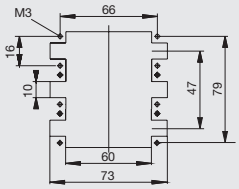

Accessories

Crimp contacts

Surface silver

Surface gold

Qty.	Male	Order No.	Female	Order No.
100	HDC-C-HE-SM0.5AG	1200500000	HDC-C-HE-BM0.5AG	1201100000
100	HDC-C-HE-SM0.75-1AG	1200600000	HDC-C-HE-BM0.75-1AG	1201200000
100	HDC-C-HE-SM1.5AG	1200700000	HDC-C-HE-BM1.5AG	1201300000
100	HDC-C-HE-SM2.5AG	1200800000	HDC-C-HE-BM2.5AG	1201400000
100	HDC-C-HE-SM4.0AG	1200900000	HDC-C-HE-BM4.0AG	1201500000
100	HDC-C-HE-SM0.5AU	1651420000	HDC-C-HE-BM0.5AU	1651470000
100	HDC-C-HE-SM0.75-1AU	1651430000	HDC-C-HE-BM0.75-1AU	1651480000
100	HDC-C-HE-SM1.5AU	1651440000	HDC-C-HE-BM1.5AU	1651490000
100	HDC-C-HE-SM2.5AU	1651450000	HDC-C-HE-BM2.5AU	1651500000
100	HDC-C-HE-SM4.0AU	1651460000	HDC-C-HE-BM4.0AU	1651510000

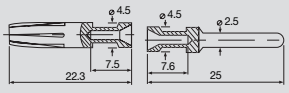

Single contacts

Conductor mm²	AWG No.
0.50	20
0.75-1.00	18
1.50	16
2.50	14
4.00	12

Tools

Crimping tool	Order No.
CTX CM 1.6/2.5	9018490000
Contact removal tool	
Removal Tool HE	1866750000

Downloaded from Elcodis.com electronic components distributor

Selection of Housings RockStar® IP65
Size 9

Hood

Hood, Cable Entry sideways

a	Version	Cover	b (mm)	Designation	Order No.
M 32	with thread		79	HDC 48A TSLU 1M32G	**1788550000**

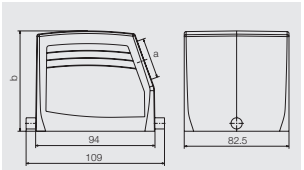

Hood, Cable Entry at top

a	Version	Cover	b (mm)	Designation	Order No.
M 32	with thread		79	HDC 48A TOLU 1M32G	**1788560000**

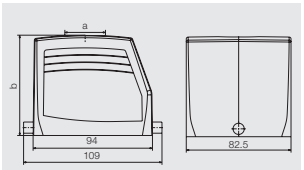

Base

Bulkhead housing

	Version	Cover	b (mm)	Designation	Order No.
		with cover	53	HDC 48A ADLU	**1666750000**
			36	HDC 48A ALU	**1666740000**

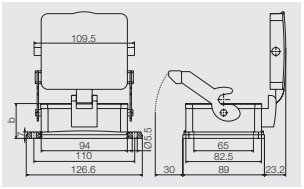

Base housing

a	Version	Cover	b (mm)	Designation	Order No.
M 32	with thread		79	HDC 48A SLU 2M32G	**1788570000**

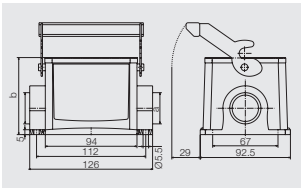

Downloaded from Elcodis.com electronic components distributor

HE series – the universal connectors

With the HE series, users are free to choose the connection system for the conductor. In addition to the proven tension clamp connection, screw and crimp connections are available.

Furthermore, Weidmüller is the first manufacturer to offer this series in push-in design.

Simply choose the connection system you need.



Technical data

Standards / approvals	
Standards	DIN EN 61984
	DIN EN 60664-1
Approvals	UL/CSA
Inserts	
No. of poles	6, 10, 16, 24, 32, 48
Rated voltage	500 V
Rated voltage to UL/CSA	600 V
Rated current	16 A (6 poles 24 A)
Rated impulse withstand voltage	6 KV
Pollution severity	3
Insulation resistance	≥ 10^{10} Ω
Material	Glass-fibre reinforced PC (in UL list and approved for railway applications)
Temperature range	–40 °C ... +125 °C
Flammability to UL 94	V – 0
Mechanical service life	
– Plugging cycles Ag - Surface	≥ 500
– Plugging cycles Au - Surface	≥ 500
Contact resistance	
Crimp connection	≤ 4 mΩ
Screw tension clamp + Push In	≤ 2 mΩ
Contacts / Material	
Sockets and plug-in contact	Copper alloy
Surface	Passivated silver, or
	0.8 µm gold on 2 µm nickel
Clamping unit / Screw connection	Copper alloy / Passivated silver
Clamping range / Stripping length	
– Crimp connection	
– Flexible conductor connection	0.5 … 4 mm² (AWG 20 … 12)
– Stripping length	7.5 mm
– Screw connection	0.5 - 2.5 mm² (AWG 20 … 14) / 9 mm
– Push In	0.5 - 2.5 mm² (AWG 20 … 14) / 8 mm
– Tension clamp connection	0.5 - 2.5 mm² (AWG 20 … 14) / 8 mm
Clamping torque	
– Screw connection	0.5 - 0.55 Nm
SD blades	
– Screw connection	0.6 x 3.5 or PZ 0
– Push In	0.4 x 2.5
– Tension clamp connection	0.5 x 3 or 0.6 x 3,5
PE connection	
– Clamping range	0.5 … 4 mm²
– solid / stranded	0.5 … 4 mm² / 0.5 … 4 mm²
– flexible / flexible with wire end ferrule, DIN 46228 pt. 1	0.5 … 4 mm² / 0.5 … 4 mm²
– AWG conductor	AWG 20 .. 12
– Stripping length	10 mm
– Clamping torque	1.2 … 1.5 Nm
– Blade dimensions	SD 0.8 x 4 mm or PZ 1

Note: Switch off power supply before handling plug-in connectors.
Inserts with push-in connection can be connected to the H07V-U4 conductor.

Derating curves

HDC-HE / H07V-K1.5

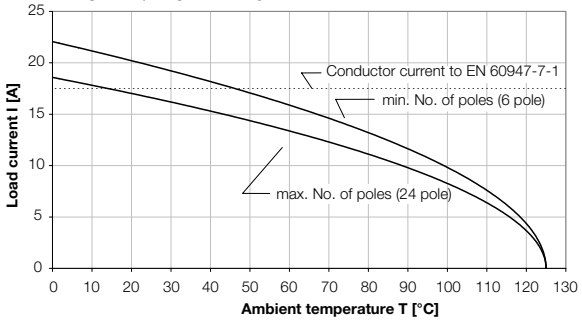

HDC-HE / H07V-K2.5

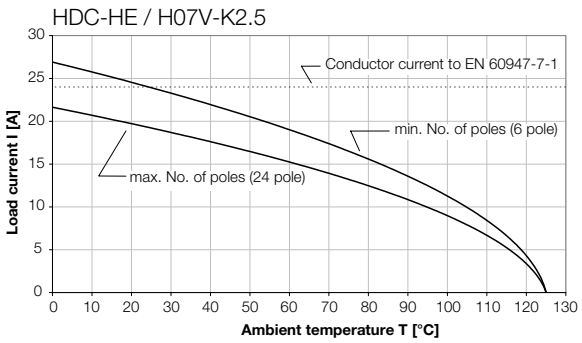

Downloaded from Elcodis.com electronic components distributor

Overview

		Rated voltage	Rated current	No. of poles	Tension clamp connection	Screw conn. with wire guard spring	Crimp connection	Push In	Axial screw connection	Page
		500 V	24 A	6 + ⏚	•	•	•	•		B.18
		500 V	16 A	10 + ⏚	•	•	•	•		B.20
		500 V	16 A	16 + ⏚	•	•	•	•		B.22
		500 V	16 A	24 + ⏚	•	•	•	•		B.24
		500 V	16 A	32 + ⏚	•	•	•	•		B.26
		500 V	16 A	48 + ⏚	•	•	•	•		B.28

Downloaded from Elcodis.com electronic components distributor

HE series - the universal connectors

500 V, 24 A, Size 3

6 + ⏚

Inserts

Tension clamp connection

Insert	Designation	Order No.
Male	HDC HE 6 MT	1745820000
Female	HDC HE 6 FT	1745760000

Screw connection

Insert	Designation	Order No.
Male	HDC HE 6 MS	1200000000
Female	HDC HE 6 FS	1200200000

Push In connection

Insert	Designation	Order No.
Male	HDC HE 6 MP	1873530000
Female	HDC HE 6 FP	1873520000

Crimp connection

Insert	Designation	Order No.
Male	HDC HE 6 MC	1200400000
Female	HDC HE 6 FC	1201000000

Dimensions

Male

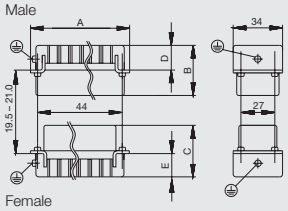

Female

A (mm)	B (mm)	C (mm)	D (mm)	E (mm)
49.80	33.80	33.20	19.10	16.50

Arrangement of contacts

Male

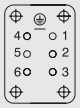

Female

Mounting cut-out

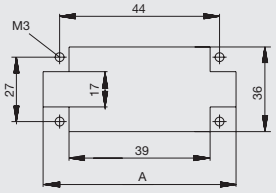

A (mm)
51.00

Accessories

Crimp contacts

Surface silver

Surface gold

Qty.	Male	Order No.	Female	Order No.
100	HDC-C-HE-SM0.5AG	1200500000	HDC-C-HE-BM0.5AG	1201100000
100	HDC-C-HE-SM0.75-1AG	1200600000	HDC-C-HE-BM0.75-1AG	1201200000
100	HDC-C-HE-SM1.5AG	1200700000	HDC-C-HE-BM1.5AG	1201300000
100	HDC-C-HE-SM2.5AG	1200800000	HDC-C-HE-BM2.5AG	1201400000
100	HDC-C-HE-SM4.0AG	1200900000	HDC-C-HE-BM4.0AG	1201500000
100	HDC-C-HE-SM0.5AU	1651420000	HDC-C-HE-BM0.5AU	1651470000
100	HDC-C-HE-SM0.75-1AU	1651430000	HDC-C-HE-BM0.75-1AU	1651480000
100	HDC-C-HE-SM1.5AU	1651440000	HDC-C-HE-BM1.5AU	1651490000
100	HDC-C-HE-SM2.5AU	1651450000	HDC-C-HE-BM2.5AU	1651500000
100	HDC-C-HE-SM4.0AU	1651460000	HDC-C-HE-BM4.0AU	1651510000

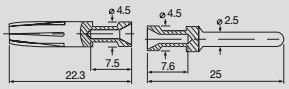

Single contacts

Conductor mm²	AWG No.
0.50	20
0.75-1.00	18
1.50	16
2.50	14
4.00	12

Tools

Crimping tool	Order No.
CTX CM 1.6/2.5	9018490000
Contact removal tool	
Removal Tool HE	1866750000

Downloaded from Elcodis.com electronic components distributor

Selection of Housings RockStar® IP65
Size 3

Hood

Hood, Cable Entry sideways

a	Version	Cover	b (mm)	Designation	Order No.
M 20	with thread		52	HDC 06B TSLU 1M20G	**1788100000**
M 20	with thread		52	HDC 06B TSLU 1M20G	**1805930000**
M 25	with thread		52	HDC 06B TSLU 1M25G	**1788090000**
M 25	with thread		72	HDC 16D TSLU 1M25G	**1787480000**

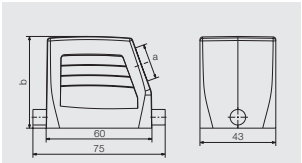

Hood, Cable Entry at top

a	Version	Cover	b (mm)	Designation	Order No.
M 20	with thread		52	HDC 06B TOLU 1M20G	**1788120000**
M 25	with thread		52	HDC 06B TOLU 1M25G	**1788110000**
M 25	with thread		72	HDC 16D TOLU 1M25G	**1787500000**
M 32	with thread		72	HDC 16D TOLU 1M32G	**1787490000**

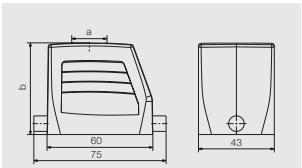

Cover

	Version		Designation	Order No.
	for hoods		HDC 06B DMDL 1LB	**1665210000**

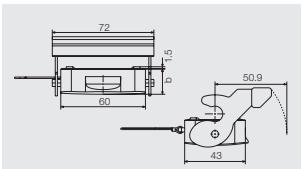

Base

Bulkhead housing

	Version	Cover	b (mm)	Designation	Order No.
			29	HDC 06B ALU	**1202100000**
		with cover	47	HDC 06B ADLU	**1202500000**

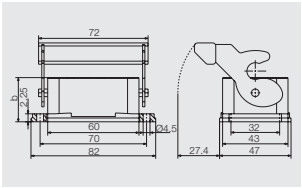

Base housing

a	Version	Cover	b (mm)	Designation	Order No.
M 20	with thread		54	HDC 06B SLU 2M20G	**1788140000**
M 20	with thread	with cover	72	HDC 06B SDLU 2M20G	**1788170000**
M 25	with thread		54	HDC 06B SLU 2M25G	**1788130000**
M 25	with thread	with cover	72	HDC 06B SDLU 2M25G	**1788160000**

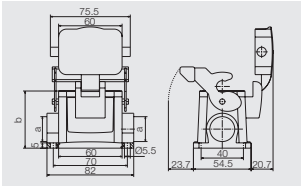

Cover

	Version		Designation	Order No.
	for bases		HDC 06B DODL 2BO	**1665200000**

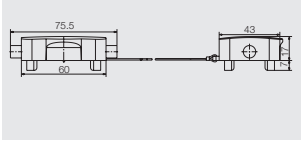

Downloaded from Elcodis.com electronic components distributor

HE series - the universal connectors

500 V, 16 A, Size 4

10 + ⏚

Inserts

Tension clamp connection

Insert	Designation	Order No.
Male	HDC HE 10 MT	1745830000
Female	HDC HE 10 FT	1745770000

Screw connection

Insert	Designation	Order No.
Female	HDC HE 10 FS	1204100000
Male	HDC HE 10 MS	1203900000

Push In connection

Insert	Designation	Order No.
Male	HDC HE 10 MP	1873550000
Female	HDC HE 10 FP	1873540000

Crimp connection

Insert	Designation	Order No.
Male	HDC HE 10 MC	1204300000
Female	HDC HE 10 FC	1204400000

Dimensions

Male

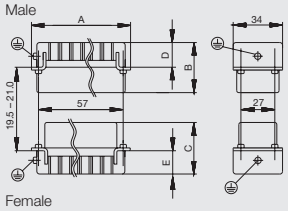

Female

A (mm)	B (mm)	C (mm)	D (mm)	E (mm)
62.80	33.80	33.20	19.10	16.50

Arrangement of contacts

Male

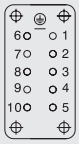

Female

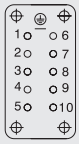

Mounting cut-out

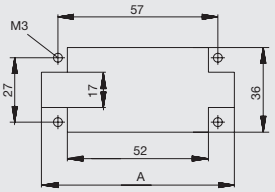

A (mm)
64.00

Accessories

Crimp contacts

Surface silver

Surface gold

Qty.	Male	Order No.	Female	Order No.
100	HDC-C-HE-SM0.5AG	1200500000	HDC-C-HE-BM0.5AG	1201100000
100	HDC-C-HE-SM0.75-1AG	1200600000	HDC-C-HE-BM0.75-1AG	1201200000
100	HDC-C-HE-SM1.5AG	1200700000	HDC-C-HE-BM1.5AG	1201300000
100	HDC-C-HE-SM2.5AG	1200800000	HDC-C-HE-BM2.5AG	1201400000
100	HDC-C-HE-SM4.0AG	1200900000	HDC-C-HE-BM4.0AG	1201500000
100	HDC-C-HE-SM0.5AU	1651420000	HDC-C-HE-BM0.5AU	1651470000
100	HDC-C-HE-SM0.75-1AU	1651430000	HDC-C-HE-BM0.75-1AU	1651480000
100	HDC-C-HE-SM1.5AU	1651440000	HDC-C-HE-BM1.5AU	1651490000
100	HDC-C-HE-SM2.5AU	1651450000	HDC-C-HE-BM2.5AU	1651500000
100	HDC-C-HE-SM4.0AU	1651460000	HDC-C-HE-BM4.0AU	1651510000

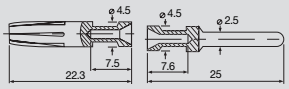

Single contacts

Conductor mm²	AWG No.
0.50	20
0.75-1.00	18
1.50	16
2.50	14
4.00	12

Tools

Crimping tool	Order No.
CTX CM 1.6/2.5	9018490000
Contact removal tool	
Removal Tool HE	1866750000

Downloaded from Elcodis.com electronic components distributor

Selection of Housings RockStar® IP65
Size 4

Hood

Hood, Cable Entry sideways

a	Version	Cover	b (mm)	Designation	Order No.
M 20	with thread		52	HDC 10B TSBU 1M20G	**1787560000**
M 25	with thread		52	HDC 10B TSBU 1M25G	**1787550000**
M 25	with thread		72	HDC 24D TSBU 1M25G	**1787240000**
M 32	with thread		72	HDC 24D TSBU 1M32G	**1787230000**

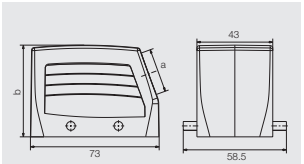

Hood, Cable Entry at top

a	Version	Cover	b (mm)	Designation	Order No.
M 20	with thread		52	HDC 10B TOBU 1M20G	**1787600000**
M 25	with thread		52	HDC 10B TOBU 1M25G	**1787590000**
M 25	with thread		72	HDC 24D TOBU 1M25G	**1787300000**
M 32	with thread		72	HDC 24D TOBU 1M32G	**1787290000**

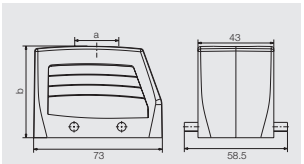

Cover

	Version		Designation	Order No.
	for hoods		HDC 10B DMDQ 2QB	**1665240000**

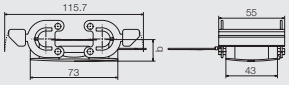

Base

Bulkhead housing

	Version	Cover	b (mm)	Designation	Order No.
			29.3	HDC 10B ABU	**1205000000**

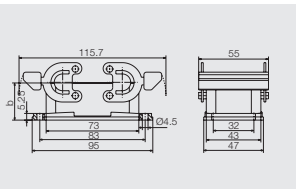

Base housing

a	Version	Cover	b (mm)	Designation	Order No.
M 20	with thread		57	HDC 10B SBU 2M20G	**1787640000**
M 25	with thread		57	HDC 10B SBU 2M25G	**1787630000**
M 25	with thread		74	HDC 24D SBU 2M25G	**1787350000**
M 32	with thread		74	HDC 24D SBU 2M32G	**1787360000**

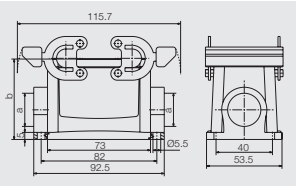

Coupling hood

a	Version	Cover	b (mm)	Designation	Order No.
M 20	with thread		55	HDC 10B KBU 1M20G	**1787720000**

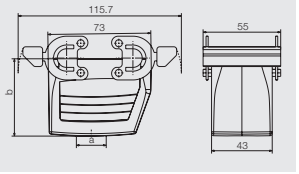

Cover

	Version		Designation	Order No.
	for bases		HDC 10B DODQ 4BO	**1665230000**

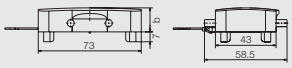

Downloaded from Elcodis.com electronic components distributor

HE series - the universal connectors

500 V, 16 A, Size 6

16 + ⏚

Inserts

Tension clamp connection

Insert	Designation	Order No.
Male	HDC HE 16 MT	**1745840000**
Female	HDC HE 16 FT	**1745780000**

Screw connection

Insert	Designation	Order No.
Male	HDC HE 16 MS	**1207500000**
Female	HDC HE 16 FS	**1207700000**

Push In connection

Insert	Designation	Order No.
Male	HDC HE 16 MP	**1873570000**
Female	HDC HE 16 FP	**1873560000**

Crimp connection

Insert	Designation	Order No.
Male	HDC HE 16 MC	**1207900000**
Female	HDC HE 16 FC	**1208000000**

Dimensions

Male

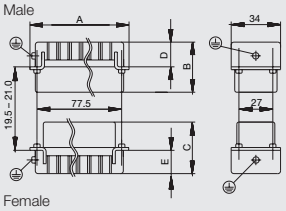

Female

A (mm)	B (mm)	C (mm)	D (mm)	E (mm)
83.30	33.80	33.20	19.10	16.50

Arrangement of contacts

Male

Female

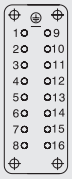

Mounting cut-out

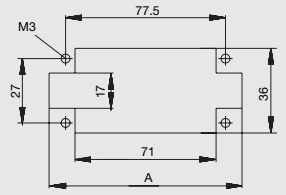

A (mm)
84.50

Accessories

Crimp contacts

Surface silver

Surface gold

Qty.	Male	Order No.	Female	Order No.
100	HDC-C-HE-SM0.5AG	**1200500000**	HDC-C-HE-BM0.5AG	**1201100000**
100	HDC-C-HE-SM0.75-1AG	**1200600000**	HDC-C-HE-BM0.75-1AG	**1201200000**
100	HDC-C-HE-SM1.5AG	**1200700000**	HDC-C-HE-BM1.5AG	**1201300000**
100	HDC-C-HE-SM2.5AG	**1200800000**	HDC-C-HE-BM2.5AG	**1201400000**
100	HDC-C-HE-SM4.0AG	**1200900000**	HDC-C-HE-BM4.0AG	**1201500000**
100	HDC-C-HE-SM0.5AU	**1651420000**	HDC-C-HE-BM0.5AU	**1651470000**
100	HDC-C-HE-SM0.75-1AU	**1651430000**	HDC-C-HE-BM0.75-1AU	**1651480000**
100	HDC-C-HE-SM1.5AU	**1651440000**	HDC-C-HE-BM1.5AU	**1651490000**
100	HDC-C-HE-SM2.5AU	**1651450000**	HDC-C-HE-BM2.5AU	**1651500000**
100	HDC-C-HE-SM4.0AU	**1651460000**	HDC-C-HE-BM4.0AU	**1651510000**

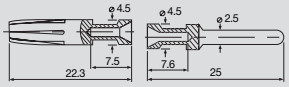

Single contacts

Conductor mm²	AWG No.
0.50	20
0.75-1.00	18
1.50	16
2.50	14
4.00	12

Tools

Crimping tool	Order No.
CTX CM 1.6/2.5	**9018490000**
Contact removal tool	
Removal Tool HE	**1866750000**

Downloaded from Elcodis.com electronic components distributor

Selection of Housings RockStar® IP65
Size 6

Hood

Hood, Cable Entry sideways

a	Version	Cover	b (mm)	Designation	Order No.
M 25	with thread		61	HDC 16B TSBU 1M25G	**1788180000**
M 25	with thread		76	HDC 40D TSBU 1M25G	**1787010000**
M 32	with thread		76	HDC 40D TSBU 1M32G	**1787000000**

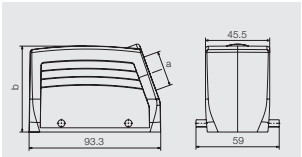

Hood, Cable Entry at top

a	Version	Cover	b (mm)	Designation	Order No.
M 25	with thread		61	HDC 16B TOBU 1M25G	**1788210000**
M 25	with thread		76	HDC 40D TOBU 1M25G	**1787070000**
M 32	with thread		76	HDC 40D TOBU 1M32G	**1787060000**

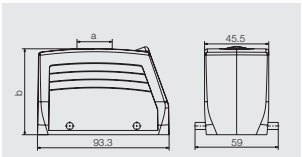

Cover



	Version		Designation	Order No.
	for hoods		HDC 16B DMDQ 2QB	**1665270000**

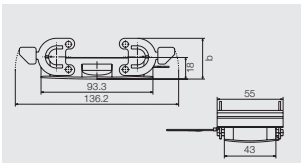

Base

Bulkhead housing

	Version	Cover	b (mm)	Designation	Order No.
			29	HDC 16B ABU	**1208600000**

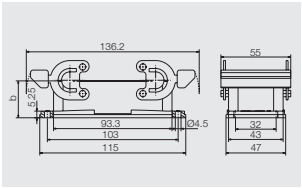

Base housing

a	Version	Cover	b (mm)	Designation	Order No.
M 25	with thread		64	HDC 16B SBU 2M25G	**1788240000**
M 25	with thread		84	HDC 40D SBU 2M25G	**1787120000**
M 32	with thread		84	HDC 40D SBU 2M32G	**1787110000**

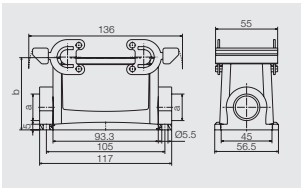

Coupling hood

a	Version	Cover	b (mm)	Designation	Order No.
M 25	with thread		79	HDC 40D KBU 1M25G	**1787200000**
M 32	with thread		79	HDC 40D KBU 1M32G	**1787190000**

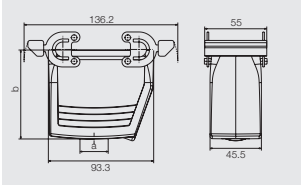

Cover

	Version		Designation	Order No.
	for bases		HDC 16B DODQ 4BO	**1665260000**

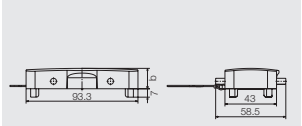

Downloaded from Elcodis.com electronic components distributor

HE series - the universal connectors

500 V, 16 A, Size 8

24 + ⏚

Inserts

Tension clamp connection

Insert	Designation	Order No.
Male	HDC HE 24 MT	**1745850000**
Female	HDC HE 24 FT	**1745790000**

Screw connection

Insert	Designation	Order No.
Male	HDC HE 24 MS	**1211100000**
Female	HDC HE 24 FS	**1211300000**

Push In connection

Insert	Designation	Order No.
Male	HDC HE 24 MP	**1873590000**
Female	HDC HE 24 FP	**1873580000**

Crimp connection

Insert	Designation	Order No.
Male	HDC HE 24 MC	**1211500000**
Female	HDC HE 24 FC	**1211600000**

Dimensions

Male

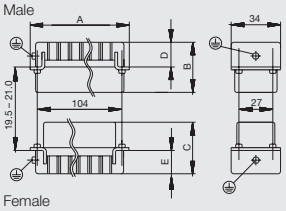

Female

A (mm)	B (mm)	C (mm)	D (mm)	E (mm)
109.80	33.80	33.20	19.10	16.50

Arrangement of contacts

Male

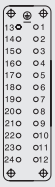

Female

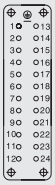

Mounting cut-out

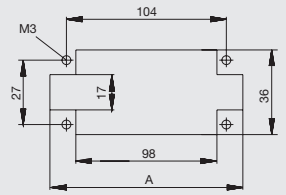

A (mm)
110.00

Accessories

Crimp contacts

Surface silver

Surface gold

Qty.	Male	Order No.	Female	Order No.
100	HDC-C-HE-SM0.5AG	**1200500000**	HDC-C-HE-BM0.5AG	**1201100000**
100	HDC-C-HE-SM0.75-1AG	**1200600000**	HDC-C-HE-BM0.75-1AG	**1201200000**
100	HDC-C-HE-SM1.5AG	**1200700000**	HDC-C-HE-BM1.5AG	**1201300000**
100	HDC-C-HE-SM2.5AG	**1200800000**	HDC-C-HE-BM2.5AG	**1201400000**
100	HDC-C-HE-SM4.0AG	**1200900000**	HDC-C-HE-BM4.0AG	**1201500000**
100	HDC-C-HE-SM0.5AU	**1651420000**	HDC-C-HE-BM0.5AU	**1651470000**
100	HDC-C-HE-SM0.75-1AU	**1651430000**	HDC-C-HE-BM0.75-1AU	**1651480000**
100	HDC-C-HE-SM1.5AU	**1651440000**	HDC-C-HE-BM1.5AU	**1651490000**
100	HDC-C-HE-SM2.5AU	**1651450000**	HDC-C-HE-BM2.5AU	**1651500000**
100	HDC-C-HE-SM4.0AU	**1651460000**	HDC-C-HE-BM4.0AU	**1651510000**

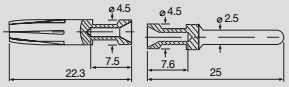

Single contacts

Conductor mm²	AWG No.
0.50	20
0.75-1.00	18
1.50	16
2.50	14
4.00	12

Tools

Crimping tool	Order No.
CTX CM 1.6/2.5	**9018490000**
Contact removal tool	
Removal Tool HE	**1866750000**

Downloaded from Elcodis.com electronic components distributor

Selection of Housings RockStar® IP65
Size 8

Hood

Hood, Cable Entry sideways

a	Version	Cover	b (mm)	Designation	Order No.
M 25	with thread		61	HDC 24B TSBU 1M25G	**1787760000**
M 32	with thread		61	HDC 24B TSBU 1M32G	**1787750000**
M 25	with thread		76	HDC 64D TSBU 1M25G	**1786780000**
M 32	with thread		76	HDC 64D TSBU 1M32G	**1786770000**

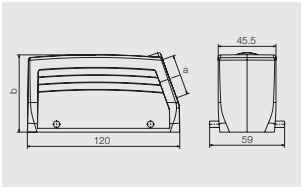

Hood, Cable Entry at top

a	Version	Cover	b (mm)	Designation	Order No.
M 25	with thread		61	HDC 24B TOBU 1M25G	**1787820000**
M 32	with thread		61	HDC 24B TOBU 1M32G	**1787810000**
M 32	with thread		76	HDC 64D TOBU 1M32G	**1786830000**

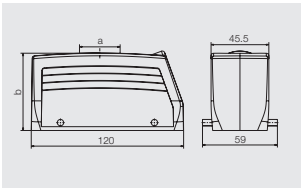

Cover



	Version			Designation	Order No.
	for hoods			HDC 24B DMDQ 2QB	**1665640000**

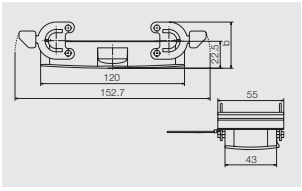

Base

Bulkhead housing

	Version	Cover	b (mm)	Designation	Order No.
			29.3	HDC 24B ABU	**1212400000**

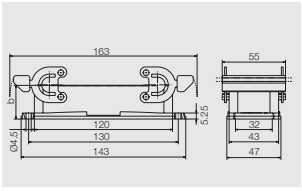

Base housing

a	Version	Cover	b (mm)	Designation	Order No.
M 25	with thread		64	HDC 24B SBU 2M25G	**1787870000**
M 25	with thread		84	HDC 64D SBU 2M25G	**1786890000**
M 32	with thread		84	HDC 64D SBU 2M32G	**1786880000**

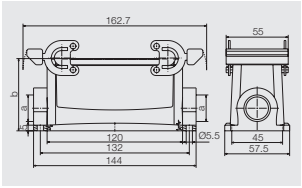

Coupling hood

a	Version	Cover	b (mm)	Designation	Order No.
M 25	with thread		65	HDC 24B KBU 1M25G	**1787920000**
M 32	with thread		79	HDC 64D KBU 1M32G	**1786960000**

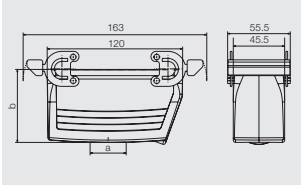

Cover

	Version			Designation	Order No.
	for bases			HDC 24B DODQ 4BO	**1665630000**

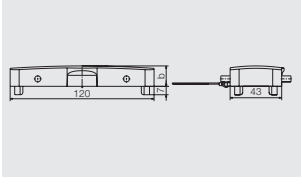

Downloaded from Elcodis.com electronic components distributor

HE series - the universal connectors

500 V, 16 A, Size 10

32 + ⏚

Inserts

Tension clamp connection

Insert	Designation	Order No.
Male	HDC HE 16 MT	1745840000
Female	HDC HE 16 FT	1745780000
Male	HDC HE 16 MT 17-32	1745860000
Female	HDC HE 16 FT 17-32	1745800000

Screw connection

Insert	Designation	Order No.
Male	HDC HE 16 MS	1207500000
Female	HDC HE 16 FS	1207700000
Male	HDC HE 16 MS 17-32	1215700000
Female	HDC HE 16 FS 17-32	1216100000

Push In connection



Insert	Designation	Order No.
Male	HDC HE 16 MP	1873570000
Female	HDC HE 16 FP	1873560000
Male	HDC HE 16 MP 17-32	1875800000
Female	HDC HE 16 FP 17-32	1875740000

Crimp connection

Insert	Designation	Order No.
Male	HDC HE 16 MC	1207900000
Female	HDC HE 16 FC	1208000000
Male	HDC HE 16 MC 17-32	1216500000
Female	HDC HE 16 FC 17-32	1216700000

Dimensions

Male

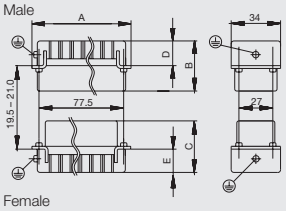

Female

A (mm)	B (mm)	C (mm)	D (mm)	E (mm)
83.30	33.80	33.20	19.10	16.50

Arrangement of contacts

Male

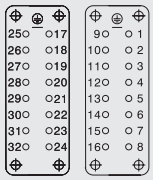

Female

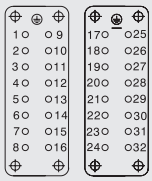

Mounting cut-out

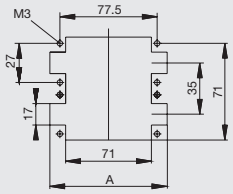

A (mm)
84.50

Accessories

Crimp contacts

Surface silver

Surface gold

Qty.	Male	Order No.	Female	Order No.
100	HDC-C-HE-SM0.5AG	1200500000	HDC-C-HE-BM0.5AG	1201100000
100	HDC-C-HE-SM0.75-1AG	1200600000	HDC-C-HE-BM0.75-1AG	1201200000
100	HDC-C-HE-SM1.5AG	1200700000	HDC-C-HE-BM1.5AG	1201300000
100	HDC-C-HE-SM2.5AG	1200800000	HDC-C-HE-BM2.5AG	1201400000
100	HDC-C-HE-SM4.0AG	1200900000	HDC-C-HE-BM4.0AG	1201500000
100	HDC-C-HE-SM0.5AU	1651420000	HDC-C-HE-BM0.5AU	1651470000
100	HDC-C-HE-SM0.75-1AU	1651430000	HDC-C-HE-BM0.75-1AU	1651480000
100	HDC-C-HE-SM1.5AU	1651440000	HDC-C-HE-BM1.5AU	1651490000
100	HDC-C-HE-SM2.5AU	1651450000	HDC-C-HE-BM2.5AU	1651500000
100	HDC-C-HE-SM4.0AU	1651460000	HDC-C-HE-BM4.0AU	1651510000

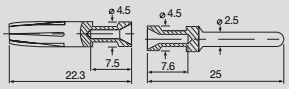

Single contacts

Conductor mm²	AWG No.
0.50	20
0.75-1.00	18
1.50	16
2.50	14
4.00	12

Tools

Crimping tool	Order No.
CTX CM 1.6/2.5	9018490000
Contact removal tool	
Removal Tool HE	1866750000

Downloaded from Elcodis.com electronic components distributor

Selection of Housings RockStar® IP65
Size 10

Hood

Hood, Cable Entry sideways

a	Version	Cover	b (mm)	Designation	Order No.
M 32	with thread		79	HDC 32B TSLU 1M32G	**1788420000**

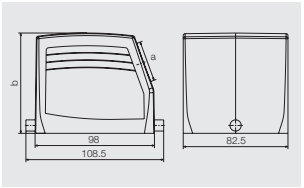

Base

Bulkhead housing

	Version	Cover	b (mm)	Designation	Order No.
		with cover	55	HDC 32B ADLU	**1219800000**
			38	HDC 32B ALU	**1219500000**

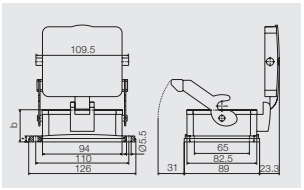

Base housing

a	Version	Cover	b (mm)	Designation	Order No.
M 32	with thread	with cover	96	HDC 32B SDLU 2M32G	**1788490000**
M 32	with thread		79	HDC 32B SLU 2M32G	**1788470000**

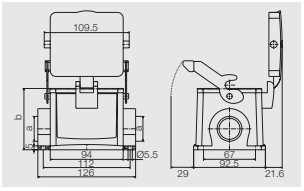

Coupling hood

a	Version	Cover	b (mm)	Designation	Order No.
M 32	with thread		83	HDC 32B KLU 1M32G	**1788500000**

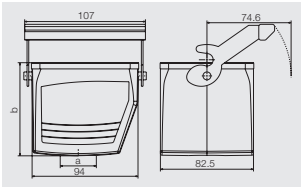

Downloaded from Elcodis.com electronic components distributor

HE series - the universal connectors

500 V, 16 A, Size 12

48 + ⏚

Inserts

Tension clamp connection

Insert	Designation	Order No.
Male	HDC HE 24 MT	1745850000
Female	HDC HE 24 FT	1745790000
Male	HDC HE 24 MT 25-48	1745870000
Female	HDC HE 24 FT 25-48	1745810000

Screw connection

Insert	Designation	Order No.
Male	HDC HE 24 MS	1211100000
Female	HDC HE 24 FS	1211300000
Male	HDC HE 24 MS 25-48	1220800000
Female	HDC HE 24 FS 25-48	1221200000

Push In connection



Insert	Designation	Order No.
Male	HDC HE 24 MP	1873590000
Female	HDC HE 24 FP	1873580000
Male	HDC HE 24 MP 25-48	1875890000
Female	HDC HE 24 FP 25-48	1875850000

Crimp connection



Insert	Designation	Order No.
Male	HDC HE 24 MC	1211500000
Female	HDC HE 24 FC	1211600000
Male	HDC HE 24 MC 25-48	1226400000
Female	HDC HE 24 FC 25-48	1226600000

Dimensions

Male

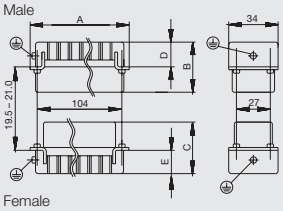

Female

A (mm)	B (mm)	C (mm)	D (mm)	E (mm)
109.80	33.80	33.20	19.10	16.50

Arrangement of contacts

Male

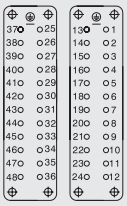

Female

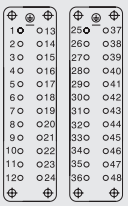

Mounting cut-out

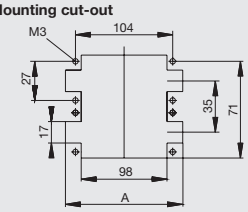

A (mm)	B (mm)	C (mm)	D (mm)	E (mm)
111.00				

Accessories

Crimp contacts

Surface silver

Surface gold

Qty.	Male	Order No.	Female	Order No.
100	HDC-C-HE-SM0.5AG	1200500000	HDC-C-HE-BM0.5AG	1201100000
100	HDC-C-HE-SM0.75-1AG	1200600000	HDC-C-HE-BM0.75-1AG	1201200000
100	HDC-C-HE-SM1.5AG	1200700000	HDC-C-HE-BM1.5AG	1201300000
100	HDC-C-HE-SM2.5AG	1200800000	HDC-C-HE-BM2.5AG	1201400000
100	HDC-C-HE-SM4.0AG	1200900000	HDC-C-HE-BM4.0AG	1201500000
100	HDC-C-HE-SM0.5AU	1651420000	HDC-C-HE-BM0.5AU	1651470000
100	HDC-C-HE-SM0.75-1AU	1651430000	HDC-C-HE-BM0.75-1AU	1651480000
100	HDC-C-HE-SM1.5AU	1651440000	HDC-C-HE-BM1.5AU	1651490000
100	HDC-C-HE-SM2.5AU	1651450000	HDC-C-HE-BM2.5AU	1651500000
100	HDC-C-HE-SM4.0AU	1651460000	HDC-C-HE-BM4.0AU	1651510000

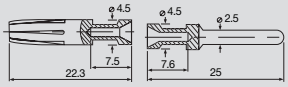

Single contacts

Conductor mm²	AWG No.
0.50	20
0.75-1.00	18
1.50	16
2.50	14
4.00	12

Tools

Crimping tool	Order No.
CTX CM 1.6/2.5	9018490000
Contact removal tool	
Removal Tool HE	1866750000

Downloaded from Elcodis.com electronic components distributor

Selection of Housings RockStar® IP65
Size 12

Hood

Hood, Cable Entry sideways

a	Version	Cover	b (mm)	Designation	Order No.
M 32	with thread		94	HDC 48B TSLU 1M32G	**1788320000**
M 40	with thread		94	HDC 48B TSLU 1M40G	**1788310000**
M 50	with thread		94	HDC 48B TSLU 1M50G	**1788300000**

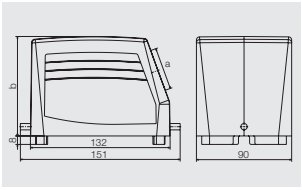

Hood, Cable Entry at top

a	Version	Cover	b (mm)	Designation	Order No.
M 32	with thread		94	HDC 48B TOLU 1M32G	**1788350000**
M 50	with thread		94	HDC 48B TOLU 1M50G	**1788330000**

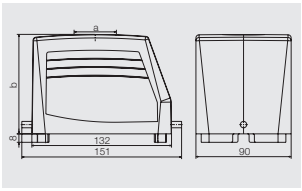

Base

Bulkhead housing

	Version	Cover	b (mm)	Designation	Order No.
		with cover	62	HDC 48B ADLU	**1222900000**

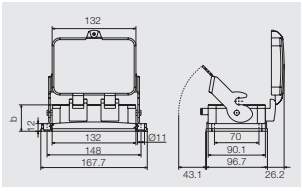

Base housing

a	Version	Cover	b (mm)	Designation	Order No.
M 32	with thread	with cover	120	HDC 48B SDLU 2M32G	**1788390000**
M 32	with thread		100	HDC 48B SLU 2M32G	**1788370000**
M 40	with thread		100	HDC 48B SLU 2M40G	**1788360000**

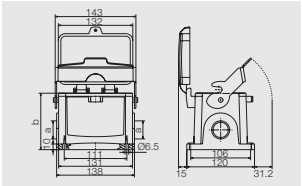

Downloaded from Elcodis.com electronic components distributor

HEE series – high contact density

The HEE series has a high contact density and its design is based on the proven HE inserts.



Technical data

Standards / approvals	
Standards	DIN EN 61984
	DIN EN 60664-1
Approvals	UL/CSA
Inserts	
No. of poles	10, 18, 32, 46 (+PE)
Rated voltage	500 V
Rated voltage to UL/CSA	600 V
Rated current	16 A
Rated impulse withstand voltage	6 KV
Pollution severity	3
Insulation resistance	≥ 10^{10} Ω
Material	Glass-fibre reinforced PC (in UL list and approved for railway applications)
Temperature range	–40 °C ... +125 °C
Flammability to UL 94	V – 0
Mechanical service life	
– Plugging cycles Ag - Surface	≥ 500
– Plugging cycles Au - Surface	≥ 500
Contact resistance	
Crimp connection	≤ 4 mΩ
Contacts / Material	
Sockets and plug-in contact	Copper alloy
Surface	Passivated silver, or 0.8 µm gold on 2 µm nickel
Crimp connection	
– Flexible conductor connection	0.5 - 4 mm² (AWG 20 … 12)
– Stripping length	7,5 mm
Clamping torque	
– Screw connection	
SD blades	
– Screw connection	
– Push In	
– Tension clamp connection	
PE connection	
– Clamping range	0.5 … 4 mm²
– solid / stranded	0.5 … 4 mm² / 0.5 … 4 mm²
– flexible / flexible with wire end ferrule, DIN 46228 pt. 1	0.5 … 4 mm² / 0.5 … 4 mm²
– AWG conductor	AWG 20 .. 12
– Stripping length	10 mm
– Clamping torque	1.2 … 1.5 Nm
– Blade dimensions	SD 0.8 x 4 mm or PZ 1

Note: Switch off power supply before handling plug-in connectors.
If crimped with a 4 mm² conductor, the current rating is:
For HEE 10 = 31 A, for HEE 18 = 28 A, for HEE 32 for 46 pole = 25 A

Derating curves

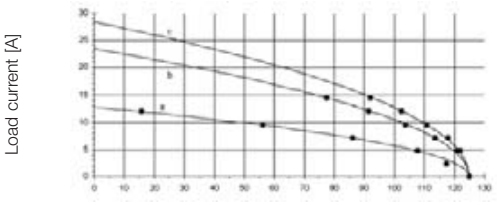

HEE 10-pole Ambient temperature [°C]

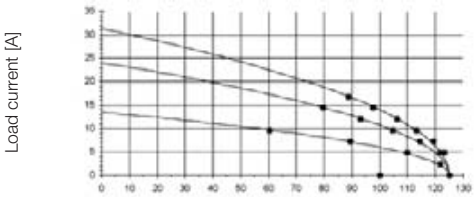

HEE 18-pole Ambient temperature [°C]

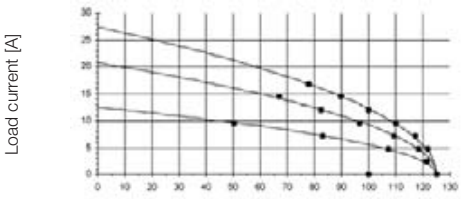

HEE 32-pole Ambient temperature [°C]

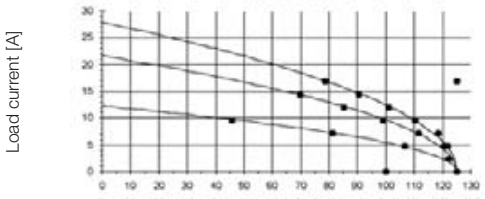

HEE 46-pole Ambient temperature [°C]

Curve a: 0.5 mm² conductor
Curve b: 2.5 mm² conductor
Curve c: 4.0 mm² conductor

Downloaded from Elcodis.com electronic components distributor

Overview

		Rated voltage	Rated current	No. of poles	Tension clamp connection	Screw conn. with wire guard spring	Crimp connection	Push In	Axial screw connection	Page
		500 V	16 A	10 + ⏚			•			B.32
		500 V	16 A	18 + ⏚			•			B.34
		500 V	16 A	32 + ⏚			•			B.36
		500 V	16 A	46 + ⏚			•			B.38

Downloaded from Elcodis.com electronic components distributor

HEE series - high contact density

500 V, 16 A, Size 3

10 + ⏚

Inserts

Crimp connection

Insert	Designation	Order No.
Male	HDC HEE 10 SCM	**1826830000**
Female	HDC HEE 10 BCM	**1826840000**

Dimensions

Male

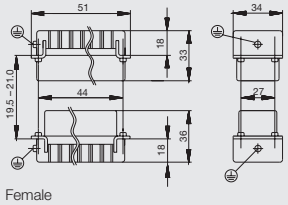

Female

Arrangement of contacts

Male

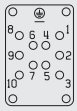

Female

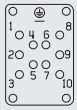

Mounting cut-out

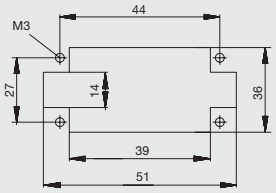

Accessories

Crimp contacts

Surface silver

Surface gold

Qty.	Male	Order No.	Female	Order No.
100	HDC-C-HE-SM0.5AG	**1200500000**	HDC-C-HE-BM0.5AG	**1201100000**
100	HDC-C-HE-SM0.75-1AG	**1200600000**	HDC-C-HE-BM0.75-1AG	**1201200000**
100	HDC-C-HE-SM1.5AG	**1200700000**	HDC-C-HE-BM1.5AG	**1201300000**
100	HDC-C-HE-SM2.5AG	**1200800000**	HDC-C-HE-BM2.5AG	**1201400000**
100	HDC-C-HE-SM4.0AG	**1200900000**	HDC-C-HE-BM4.0AG	**1201500000**
100	HDC-C-HE-SM0.5AU	**1651420000**	HDC-C-HE-BM0.5AU	**1651470000**
100	HDC-C-HE-SM0.75-1AU	**1651430000**	HDC-C-HE-BM0.75-1AU	**1651480000**
100	HDC-C-HE-SM1.5AU	**1651440000**	HDC-C-HE-BM1.5AU	**1651490000**
100	HDC-C-HE-SM2.5AU	**1651450000**	HDC-C-HE-BM2.5AU	**1651500000**
100	HDC-C-HE-SM4.0AU	**1651460000**	HDC-C-HE-BM4.0AU	**1651510000**

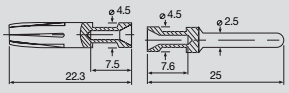

Single contacts

Conductor mm²	AWG No.
0.50	20
0.75-1.00	18
1.50	16
2.50	14
4.00	12

Tools

Crimping tool	Order No.
CTX CM 1.6/2.5	**9018490000**
Contact removal tool	
Removal Tool HE	**1866750000**

Downloaded from Elcodis.com electronic components distributor

Selection of Housings RockStar® IP65
Size 3

Hood

Hood, Cable Entry sideways

a	Version	Cover	b (mm)	Designation	Order No.
M 20	with thread		52	HDC 06B TSLU 1M20G	**1788100000**
M 20	with thread		52	HDC 06B TSLU 1M20G	**1805930000**
M 25	with thread		52	HDC 06B TSLU 1M25G	**1788090000**
M 25	with thread		72	HDC 16D TSLU 1M25G	**1787480000**

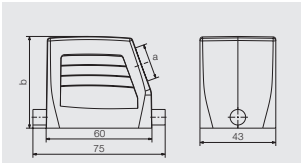

Hood, Cable Entry at top

a	Version	Cover	b (mm)	Designation	Order No.
M 20	with thread		52	HDC 06B TOLU 1M20G	**1788120000**
M 25	with thread		52	HDC 06B TOLU 1M25G	**1788110000**
M 25	with thread		72	HDC 16D TOLU 1M25G	**1787500000**
M 32	with thread		72	HDC 16D TOLU 1M32G	**1787490000**

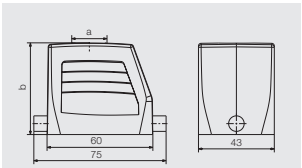

Cover

	Version		Designation	Order No.
	for hoods		HDC 06B DMDL 1LB	**1665210000**

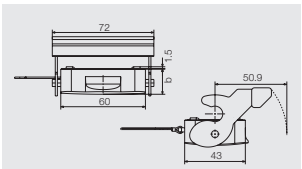

Base

Bulkhead housing

	Version	Cover	b (mm)	Designation	Order No.
			29	HDC 06B ALU	**1202100000**
		with cover	47	HDC 06B ADLU	**1202500000**

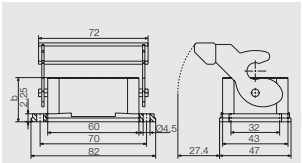

Base housing

a	Version	Cover	b (mm)	Designation	Order No.
M 20	with thread		54	HDC 06B SLU 2M20G	**1788140000**
M 20	with thread	with cover	72	HDC 06B SDLU 2M20G	**1788170000**
M 25	with thread		54	HDC 06B SLU 2M25G	**1788130000**
M 25	with thread	with cover	72	HDC 06B SDLU 2M25G	**1788160000**

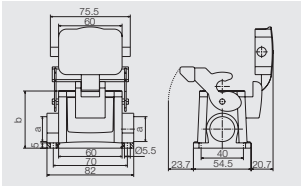

Cover

	Version		Designation	Order No.
	for bases		HDC 06B DODL 2BO	**1665200000**

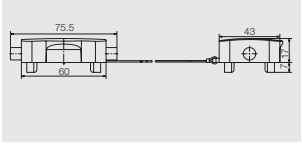

Downloaded from Elcodis.com electronic components distributor

HEE series - high contact density

500 V, 16 A, Size 4

18 + ⏚

Inserts

Crimp connection

Insert	Designation	Order No.
Male	HDC HEE 18 SCM	**1826810000**
Female	HDC HEE 18 BCM	**1826820000**

Dimensions

Male

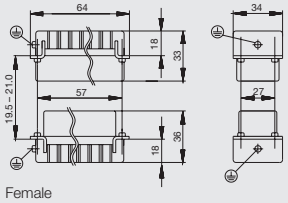

Female

Arrangement of contacts

Male



Female

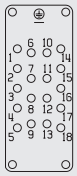

Mounting cut-out

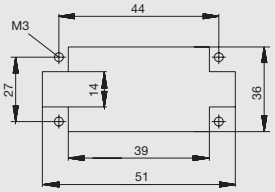

Accessories

Crimp contacts

Surface silver

Surface gold

Qty.	Male	Order No.	Female	Order No.
100	HDC-C-HE-SM0.5AG	**1200500000**	HDC-C-HE-BM0.5AG	**1201100000**
100	HDC-C-HE-SM0.75-1AG	**1200600000**	HDC-C-HE-BM0.75-1AG	**1201200000**
100	HDC-C-HE-SM1.5AG	**1200700000**	HDC-C-HE-BM1.5AG	**1201300000**
100	HDC-C-HE-SM2.5AG	**1200800000**	HDC-C-HE-BM2.5AG	**1201400000**
100	HDC-C-HE-SM4.0AG	**1200900000**	HDC-C-HE-BM4.0AG	**1201500000**
100	HDC-C-HE-SM0.5AU	**1651420000**	HDC-C-HE-BM0.5AU	**1651470000**
100	HDC-C-HE-SM0.75-1AU	**1651430000**	HDC-C-HE-BM0.75-1AU	**1651480000**
100	HDC-C-HE-SM1.5AU	**1651440000**	HDC-C-HE-BM1.5AU	**1651490000**
100	HDC-C-HE-SM2.5AU	**1651450000**	HDC-C-HE-BM2.5AU	**1651500000**
100	HDC-C-HE-SM4.0AU	**1651460000**	HDC-C-HE-BM4.0AU	**1651510000**

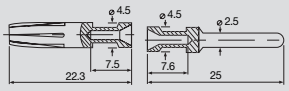

Single contacts

Conductor mm²	AWG No.
0.50	20
0.75 -1.00	18
1.50	16
2.50	14
4.00	12

Tools

Crimping tool	Order No.
CTX CM 1.6/2.5	**9018490000**
Contact removal tool	
Removal Tool HE	**1866750000**

Downloaded from Elcodis.com electronic components distributor

Selection of Housings RockStar® IP65
Size 4

Hood

Hood, Cable Entry sideways

a	Version	Cover	b (mm)	Designation	Order No.
M 20	with thread		52	HDC 10B TSBU 1M20G	**1787560000**
M 25	with thread		52	HDC 10B TSBU 1M25G	**1787550000**
M 25	with thread		72	HDC 24D TSBU 1M25G	**1787240000**
M 32	with thread		72	HDC 24D TSBU 1M32G	**1787230000**

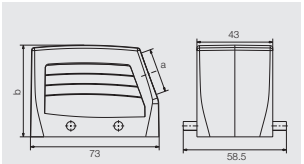

Hood, Cable Entry at top

a	Version	Cover	b (mm)	Designation	Order No.
M 20	with thread		52	HDC 10B TOBU 1M20G	**1787600000**
M 25	with thread		52	HDC 10B TOBU 1M25G	**1787590000**
M 25	with thread		72	HDC 24D TOBU 1M25G	**1787300000**
M 32	with thread		72	HDC 24D TOBU 1M32G	**1787290000**

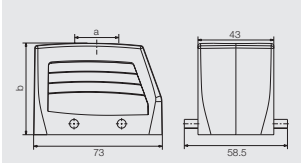

Cover

	Version			Designation	Order No.
	for hoods			HDC 10B DMDQ 2QB	**1665240000**

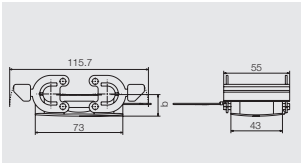

Base

Bulkhead housing

	Version	Cover	b (mm)	Designation	Order No.
			29.3	HDC 10B ABU	**1205000000**

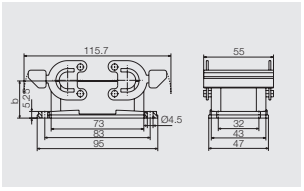

Base housing

a	Version	Cover	b (mm)	Designation	Order No.
M 20	with thread		57	HDC 10B SBU 2M20G	**1787640000**
M 25	with thread		57	HDC 10B SBU 2M25G	**1787630000**
M 25	with thread		74	HDC 24D SBU 2M25G	**1787350000**
M 32	with thread		74	HDC 24D SBU 2M32G	**1787360000**

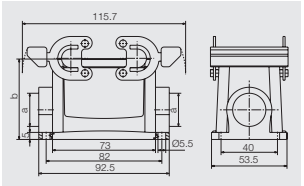

Coupling hood

a	Version	Cover	b (mm)	Designation	Order No.
M 20	with thread		55	HDC 10B KBU 1M20G	**1787720000**

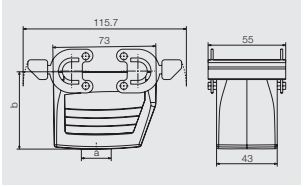

Cover

	Version			Designation	Order No.
	for bases			HDC 10B DODQ 4BO	**1665230000**

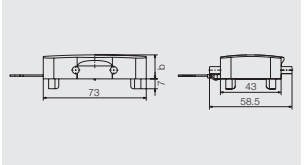

Downloaded from Elcodis.com electronic components distributor

HEE series - high contact density

500 V, 16 A, Size 6

32 + ⏚

Inserts

Crimp connection

Insert	Designation	Order No.
Male	HDC HEE 32 SCM	**1826790000**
Female	HDC HEE 32 BCM	**1826800000**

Dimensions

Male

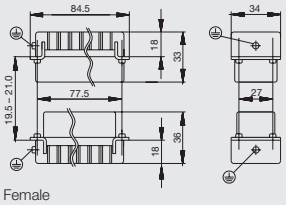

Female

Arrangement of contacts

Male

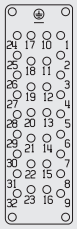

Female

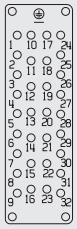

Mounting cut-out

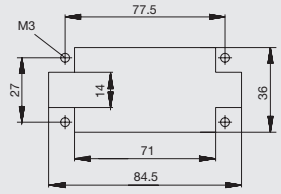

Accessories

Crimp contacts

Surface silver

Surface gold

Qty.	Male	Order No.	Female	Order No.
100	HDC-C-HE-SM0.5AG	**1200500000**	HDC-C-HE-BM0.5AG	**1201100000**
100	HDC-C-HE-SM0.75-1AG	**1200600000**	HDC-C-HE-BM0.75-1AG	**1201200000**
100	HDC-C-HE-SM1.5AG	**1200700000**	HDC-C-HE-BM1.5AG	**1201300000**
100	HDC-C-HE-SM2.5AG	**1200800000**	HDC-C-HE-BM2.5AG	**1201400000**
100	HDC-C-HE-SM4.0AG	**1200900000**	HDC-C-HE-BM4.0AG	**1201500000**
100	HDC-C-HE-SM0.5AU	**1651420000**	HDC-C-HE-BM0.5AU	**1651470000**
100	HDC-C-HE-SM0.75-1AU	**1651430000**	HDC-C-HE-BM0.75-1AU	**1651480000**
100	HDC-C-HE-SM1.5AU	**1651440000**	HDC-C-HE-BM1.5AU	**1651490000**
100	HDC-C-HE-SM2.5AU	**1651450000**	HDC-C-HE-BM2.5AU	**1651500000**
100	HDC-C-HE-SM4.0AU	**1651460000**	HDC-C-HE-BM4.0AU	**1651510000**

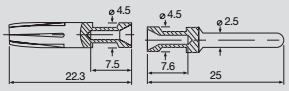

Single contacts

Conductor mm²	AWG No.
0.50	20
0.75 -1.00	18
1.50	16
2.50	14
4.00	12

Tools

Crimping tool	Order No.
CTX CM 1.6/2.5	**9018490000**
Contact removal tool	
Removal Tool HE	**1866750000**

Downloaded from Elcodis.com electronic components distributor

Selection of Housings RockStar® IP65
Size 6

Hood

Hood, Cable Entry sideways

a	Version	Cover	b (mm)	Designation	Order No.
M 25	with thread		61	HDC 16B TSBU 1M25G	**1788180000**
M 25	with thread		76	HDC 40D TSBU 1M25G	**1787010000**
M 32	with thread		76	HDC 40D TSBU 1M32G	**1787000000**

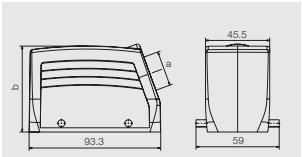

Hood, Cable Entry at top

a	Version	Cover	b (mm)	Designation	Order No.
M 25	with thread		61	HDC 16B TOBU 1M25G	**1788210000**
M 25	with thread		76	HDC 40D TOBU 1M25G	**1787070000**
M 32	with thread		76	HDC 40D TOBU 1M32G	**1787060000**

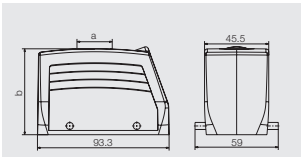

Cover



	Version		Designation	Order No.
	for hoods		HDC 16B DMDQ 2QB	**1665270000**

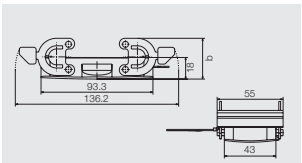

Base

Bulkhead housing

	Version	Cover	b (mm)	Designation	Order No.
			29	HDC 16B ABU	**1208600000**

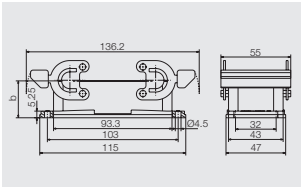

Base housing

a	Version	Cover	b (mm)	Designation	Order No.
M 25	with thread		64	HDC 16B SBU 2M25G	**1788240000**
M 25	with thread		84	HDC 40D SBU 2M25G	**1787120000**
M 32	with thread		84	HDC 40D SBU 2M32G	**1787110000**

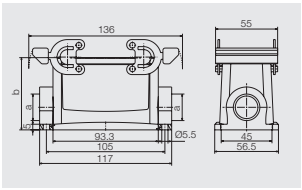

Coupling hood

a	Version	Cover	b (mm)	Designation	Order No.
M 25	with thread		79	HDC 40D KBU 1M25G	**1787200000**
M 32	with thread		79	HDC 40D KBU 1M32G	**1787190000**

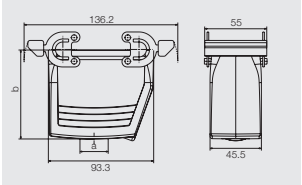

Cover

	Version		Designation	Order No.
	for bases		HDC 16B DODQ 4BO	**1665260000**

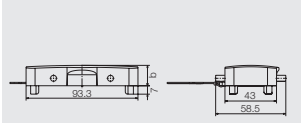

Downloaded from Elcodis.com electronic components distributor

HEE series - high contact density

500 V, 16 A, Size 8

46 + ⏚

Inserts

Crimp connection

Insert	Designation	Order No.
Male	HDC HEE 46 SCM	**1826770000**
Female	HDC HEE 46 BCM	**1826780000**

Dimensions

Male

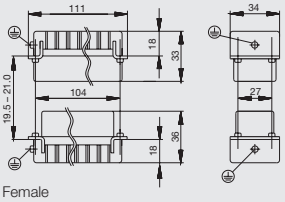

Female

Arrangement of contacts

Male

Female

Mounting cut-out

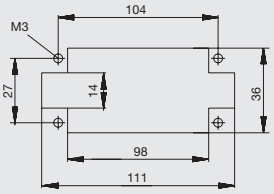

Accessories

Crimp contacts

Surface silver

Surface gold

Qty.	Male	Order No.	Female	Order No.
100	HDC-C-HE-SM0.5AG	**1200500000**	HDC-C-HE-BM0.5AG	**1201100000**
100	HDC-C-HE-SM0.75-1AG	**1200600000**	HDC-C-HE-BM0.75-1AG	**1201200000**
100	HDC-C-HE-SM1.5AG	**1200700000**	HDC-C-HE-BM1.5AG	**1201300000**
100	HDC-C-HE-SM2.5AG	**1200800000**	HDC-C-HE-BM2.5AG	**1201400000**
100	HDC-C-HE-SM4.0AG	**1200900000**	HDC-C-HE-BM4.0AG	**1201500000**
100	HDC-C-HE-SM0.5AU	**1651420000**	HDC-C-HE-BM0.5AU	**1651470000**
100	HDC-C-HE-SM0.75-1AU	**1651430000**	HDC-C-HE-BM0.75-1AU	**1651480000**
100	HDC-C-HE-SM1.5AU	**1651440000**	HDC-C-HE-BM1.5AU	**1651490000**
100	HDC-C-HE-SM2.5AU	**1651450000**	HDC-C-HE-BM2.5AU	**1651500000**
100	HDC-C-HE-SM4.0AU	**1651460000**	HDC-C-HE-BM4.0AU	**1651510000**

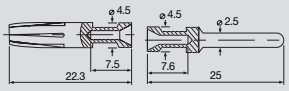

Single contacts

Conductor mm²	AWG No.
0.50	20
0.75-1.00	18
1.50	16
2.50	14
4.00	12

Tools

Crimping tool	Order No.
CTX CM 1.6/2.5	**9018490000**
Contact removal tool	
Removal Tool HE	**1866750000**

Downloaded from Elcodis.com electronic components distributor

Selection of Housings RockStar® IP65
Size 8

Hood

Hood, Cable Entry sideways

a	Version	Cover	b (mm)	Designation	Order No.
M 25	with thread		61	HDC 24B TSBU 1M25G	**1787760000**
M 32	with thread		61	HDC 24B TSBU 1M32G	**1787750000**
M 25	with thread		76	HDC 64D TSBU 1M25G	**1786780000**
M 32	with thread		76	HDC 64D TSBU 1M32G	**1786770000**

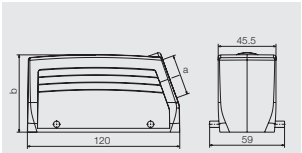

Hood, Cable Entry at top

a	Version	Cover	b (mm)	Designation	Order No.
M 25	with thread		61	HDC 24B TOBU 1M25G	**1787820000**
M 32	with thread		61	HDC 24B TOBU 1M32G	**1787810000**
M 32	with thread		76	HDC 64D TOBU 1M32G	**1786830000**

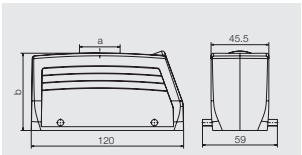

Cover



	Version		Designation	Order No.
	for hoods		HDC 24B DMDQ 2QB	**1665640000**

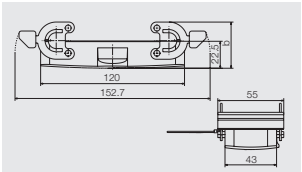

Base

Bulkhead housing

	Version	Cover	b (mm)	Designation	Order No.
			29.3	HDC 24B ABU	**1212400000**

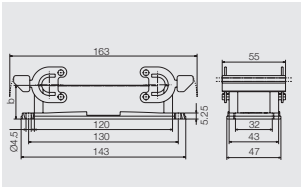

Base housing

a	Version	Cover	b (mm)	Designation	Order No.
M 25	with thread		64	HDC 24B SBU 2M25G	**1787870000**
M 25	with thread		84	HDC 64D SBU 2M25G	**1786890000**
M 32	with thread		84	HDC 64D SBU 2M32G	**1786880000**

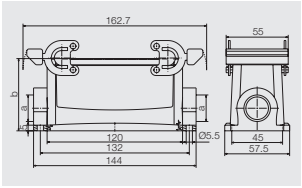

Coupling hood

a	Version	Cover	b (mm)	Designation	Order No.
M 25	with thread		65	HDC 24B KBU 1M25G	**1787920000**
M 32	with thread		79	HDC 64D KBU 1M32G	**1786960000**

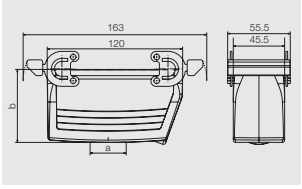

Cover

	Version		Designation	Order No.
	for bases		HDC 24B DODQ 4BO	**1665630000**

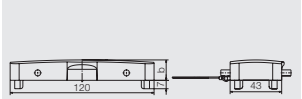

Downloaded from Elcodis.com electronic components distributor

HD series – the flexible connectors

The HD series has a high contact density and is therefore particularly suitable for signal processing. The HD insert can be fitted with turned crimp contacts or fibre optic contacts – impressive flexibility.

Technical data

Standards / approvals	
Standards	DIN EN 61984
	DIN EN 60664-1
Approvals	UL/CSA
Inserts	
No. of poles	7, 15, 16, 20, 25, 40, 50, 64, 80, 124 (+PE), 8
Rated voltage	250 V
Rated voltage to UL/CSA	600 V
Rated current	10 A
Rated impulse withstand voltage	4 KV
Pollution severity	3
Insulation resistance	≥ 10^{10} Ω
Material	Glass-fibre reinforced PC (in UL list and approved for railway applications)
Temperature range	–40 °C ... +125 °C
Flammability to UL 94	V – 0
Mechanical service life	
– Plugging cycles Ag - Surface	≥ 500
– Plugging cycles Au - Surface	≥ 500
Contact resistance	
Crimp connection	≤ 4 mΩ
Contacts / Material	
Sockets and plug-in contact	Copper alloy
Surface	Passivated silver, or 0.8 µm gold on 2 µm nickel
Crimp connection	
– Flexible conductor connection	0.14 - 2.5 mm² (AWG 26 … 14)
– Stripping length	8.0 mm
Clamping torque	
– Screw connection	
SD blades	
– Screw connection	
– Push In	
– Tension clamp connection	
PE connection	
– Clamping range	0.5 … 2,5 mm²
– solid / stranded	0.5 … 2,5 mm² / 0.5 … 2,5 mm²
– flexible / flexible with wire end ferrule, DIN 46228 pt. 1	0.5 … 2,5 mm² / 0.5 … 2,5 mm²
– AWG conductor	AWG 20 .. 14
– Stripping length	10 mm
– Clamping torque	1.2 … 1.5 Nm
– Blade dimensions	SD 0.8 x 4 mm or PZ 1

Note: Technical data: Earthing via screw connection for inserts with ≥ 15 poles Switch off power supply before handling plug-in connectors.
When using metal housings together with the HD 7 and HD 8 inserts, the voltage rating must be limited to 42 V. The HD 8 has no earthing terminal.

Derating curves

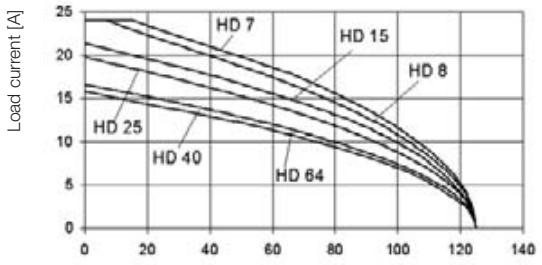

HD crimp turned 1.5 mm²

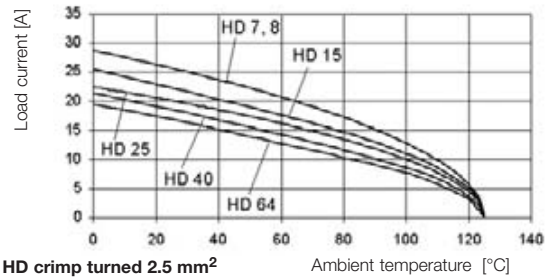

HD crimp turned 2.5 mm²

Downloaded from Elcodis.com electronic components distributor

Overview

		Rated voltage	Rated current	No. of poles	Tension clamp connection	Screw conn. with wire guard spring	Crimp connection	Push In	Axial screw connection	Page
		250 V	10 A	7 + ⏚			•			B.42
		250 V	10 A	8			•			B.44
		250 V	10 A	15 + ⏚			•			B.46
		250 V	10 A	16 + ⏚			•			B.48
		250 V	10 A	24 + ⏚			•			B.50
		250 V	10 A	25 + ⏚			•			B.52
		250 V	10 A	40 + ⏚			•			B.54
		250 V	10 A	50 + ⏚			•			B.56
		250 V	10 A	64 + ⏚			•			B.58
		250 V	10 A	80 + ⏚			•			B.60
		250 V	10 A	128 + ⏚			•			B.62

Downloaded from Elcodis.com electronic components distributor

HD series - the flexible connectors

250 V, 10 A, Size 1

7 + ⏚

Inserts

Crimp connection

Insert	Designation	Order No.
Male	HDC HD 7 MC	**1650570000**
Female	HDC HD 7 FC	**1650580000**

Note Reduce the voltage to 42V when using a metal housing

Dimensions

Male

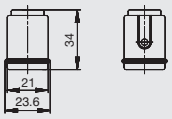

Female

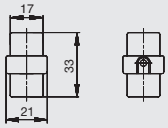

Arrangement of contacts

Male

Female

Accessories

Crimp contacts

Surface silver

Surface gold

Qty.	Male	Order No.	Female	Order No.
100	HDC-C-HD-SM0.14-0.37AG	**1651520000**	HDC-C-HD-BM0.14-0.37AG	**1651570000**
100	HDC-C-HD-SM0.5AG	**1651530000**	HDC-C-HD-BM0.5AG	**1651580000**
100	HDC-C-HD-SM0.75-1AG	**1601750000**	HDC-C-HD-BM0.75-1AG	**1601760000**
100	HDC-C-HD-SM1.5AG	**1651550000**	HDC-C-HD-BM1.5AG	**1651600000**
100	HDC-C-HD-SM2.5AG	**1651560000**	HDC-C-HD-BM2.5AG	**1651610000**
100	HDC-C-HD-SM0.14-0.37AU	**1651620000**	HDC-C-HD-BM0.14-0.37AU	**1651670000**
100	HDC-C-HD-SM0.5AU	**1651630000**	HDC-C-HD-BM0.5AU	**1651680000**
100	HDC-C-HD-SM0.75-1AU	**1651640000**	HDC-C-HD-BM0.75-1AU	**1651690000**
100	HDC-C-HD-SM1.5AU	**1651650000**	HDC-C-HD-BM1.5AU	**1651700000**
100	HDC-C-HD-SM2.5AU	**1651660000**	HDC-C-HD-BM2.5AU	**1651710000**

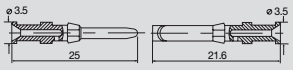

Single contacts

Conductor mm²	AWG No.
0.14 - 0.37	22
0.50	20
0.75 - 1.00	18
1.50	16
2.50	14

Tools

Crimping tool	Order No.
CTX CM 1.6/2.5	**9018490000**
Contact removal tool	
Removal Tool HD	**1866730000**

Downloaded from Elcodis.com electronic components distributor

Selection of Housings RockStar® IP65
Size 1

Hood

material: Diecast aluminium

Hood, Cable Entry sideways

a	Version	Cover	b (mm)	Designation	Order No.
M 20	with thread		49.2	HDC 04A TWLU 1M20G	**1788810000**

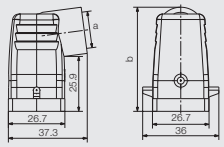

Hood, Cable Entry at top

a	Version	Cover	b (mm)	Designation	Order No.
M 20	with thread		50	HDC 04A TOLU 1M20G	**1788820000**

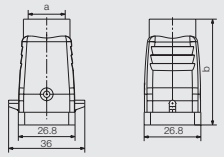

Base

Bulkhead housing

	Version	Cover	b (mm)	Designation	Order No.
			23	HDC 04A ALU	**1497600000**

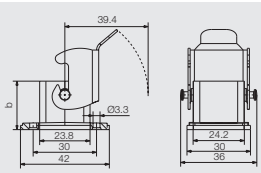

Base housing

a	Version	Cover	b (mm)	Designation	Order No.
M 20	with thread		25.8	HDC 04A SLU 1M20G	**1788830000**

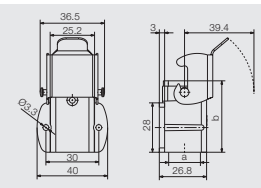

Coupling hood

a	Version	Cover	b (mm)	Designation	Order No.
M 20	with thread		53.5	HDC 04A KOLU 1M20G	**1788840000**

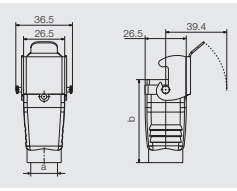

Screw Mounting Housing

a	Version	Cover	b (mm)	Designation	Order No.
M 20	with thread		54	HDC 04A ELU 1M20G	**1900320000**
PG 13,5	with thread		54	HDC 04A ELU 1PG13G	**1900330000**
PG 13,5	with thread		54	HDC 04A ELU 1PG13G EXI	**1900350000**

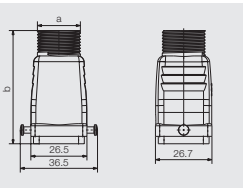

Cover

	Version		Designation	Order No.
	for female insert		HDC 04A DMDL 2BO	**1665750000**
	for male insert		HDC 04A DODL 2BO	**1665740000**

Downloaded from Elcodis.com electronic components distributor

HD series - the flexible connectors

250 V, 10 A, Size 1

8

Inserts

Crimp connection

Insert	Designation	Order No.
Male	HDC HD 8 MC	**1650590000**
Female	HDC HD 8 FC	**1650600000**

Note Reduce the voltage to 42V when using a metal housing

Dimensions

Male

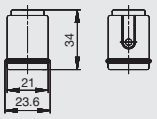

Female

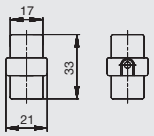

Arrangement of contacts

Male

Female

Accessories

Crimp contacts

Surface silver

Surface gold

Qty.	Male	Order No.	Female	Order No.
100	HDC-C-HD-SM0.14-0.37AG	**1651520000**	HDC-C-HD-BM0.14-0.37AG	**1651570000**
100	HDC-C-HD-SM0.5AG	**1651530000**	HDC-C-HD-BM0.5AG	**1651580000**
100	HDC-C-HD-SM0.75-1AG	**1601750000**	HDC-C-HD-BM0.75-1AG	**1601760000**
100	HDC-C-HD-SM1.5AG	**1651550000**	HDC-C-HD-BM1.5AG	**1651600000**
100	HDC-C-HD-SM2.5AG	**1651560000**	HDC-C-HD-BM2.5AG	**1651610000**
100	HDC-C-HD-SM0.14-0.37AU	**1651620000**	HDC-C-HD-BM0.14-0.37AU	**1651670000**
100	HDC-C-HD-SM0.5AU	**1651630000**	HDC-C-HD-BM0.5AU	**1651680000**
100	HDC-C-HD-SM0.75-1AU	**1651640000**	HDC-C-HD-BM0.75-1AU	**1651690000**
100	HDC-C-HD-SM1.5AU	**1651650000**	HDC-C-HD-BM1.5AU	**1651700000**
100	HDC-C-HD-SM2.5AU	**1651660000**	HDC-C-HD-BM2.5AU	**1651710000**

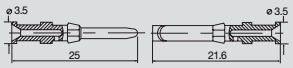

Single contacts

Conductor mm²	AWG No.
0.14 - 0.37	22
0.50	20
0.75 - 1.00	18
1.50	16
2.50	14

Tools

Crimping tool	Order No.
CTX CM 1.6/2.5	**9018490000**
Contact removal tool	
Removal Tool HD	**1866730000**

Downloaded from Elcodis.com electronic components distributor

Selection of Housings RockStar® IP65
Size 1

Hood

material: Diecast aluminium

Hood, Cable Entry sideways

a	Version	Cover	b (mm)	Designation	Order No.
M 20	with thread		49.2	HDC 04A TWLU 1M20G	**1788810000**

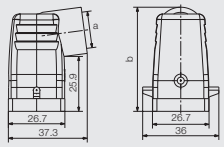

Hood, Cable Entry at top

a	Version	Cover	b (mm)	Designation	Order No.
M 20	with thread		50	HDC 04A TOLU 1M20G	**1788820000**

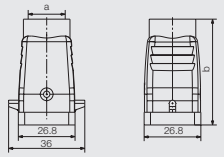

Base

Bulkhead housing

	Version	Cover	b (mm)	Designation	Order No.
			23	HDC 04A ALU	**1497600000**

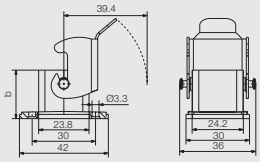

Base housing

a	Version	Cover	b (mm)	Designation	Order No.
M 20	with thread		25.8	HDC 04A SLU 1M20G	**1788830000**

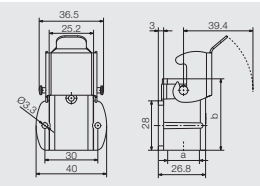

Coupling hood

a	Version	Cover	b (mm)	Designation	Order No.
M 20	with thread		53.5	HDC 04A KOLU 1M20G	**1788840000**

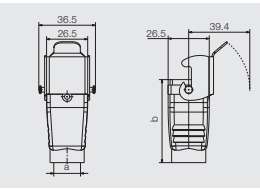

Screw Mounting Housing

a	Version	Cover	b (mm)	Designation	Order No.
M 20	with thread		54	HDC 04A ELU 1M20G	**1900320000**
PG 13,5	with thread		54	HDC 04A ELU 1PG13G	**1900330000**
PG 13,5	with thread		54	HDC 04A ELU 1PG13G EXI	**1900350000**

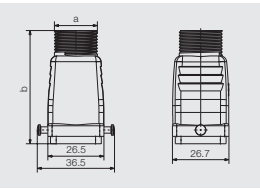

Cover

	Version		Designation	Order No.
	for female insert		HDC 04A DMDL 2BO	**1665750000**
	for male insert		HDC 04A DODL 2BO	**1665740000**

Downloaded from Elcodis.com electronic components distributor

HD series - the flexible connectors

250 V, 10 A, Size 2

15 + ⏚

Inserts

Crimp connection

Insert	Designation	Order No.
Female	HDC HD 15 FC	**1650660000**
Male	HDC HD 15 MC	**1650650000**

Dimensions

Male

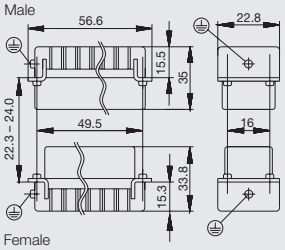

Female

Arrangement of contacts

Male

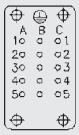

Female

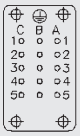

Mounting cut-out

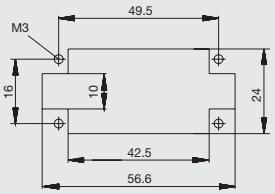

Accessories

Crimp contacts

Surface silver

Surface gold

Qty.	Male	Order No.	Female	Order No.
100	HDC-C-HD-SM0.14-0.37AG	**1651520000**	HDC-C-HD-BM0.14-0.37AG	**1651570000**
100	HDC-C-HD-SM0.5AG	**1651530000**	HDC-C-HD-BM0.5AG	**1651580000**
100	HDC-C-HD-SM0.75-1AG	**1601750000**	HDC-C-HD-BM0.75-1AG	**1601760000**
100	HDC-C-HD-SM1.5AG	**1651550000**	HDC-C-HD-BM1.5AG	**1651600000**
100	HDC-C-HD-SM2.5AG	**1651560000**	HDC-C-HD-BM2.5AG	**1651610000**
100	HDC-C-HD-SM0.14-0.37AU	**1651620000**	HDC-C-HD-BM0.14-0.37AU	**1651670000**
100	HDC-C-HD-SM0.5AU	**1651630000**	HDC-C-HD-BM0.5AU	**1651680000**
100	HDC-C-HD-SM0.75-1AU	**1651640000**	HDC-C-HD-BM0.75-1AU	**1651690000**
100	HDC-C-HD-SM1.5AU	**1651650000**	HDC-C-HD-BM1.5AU	**1651700000**
100	HDC-C-HD-SM2.5AU	**1651660000**	HDC-C-HD-BM2.5AU	**1651710000**

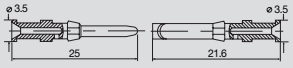

Single contacts

Conductor mm²	AWG No.
0.14 - 0.37	22
0.50	20
0.75 - 1.00	18
1.50	16
2.50	14

Tools

Crimping tool	Order No.
CTX CM 1.6/2.5	**9018490000**
Contact removal tool	
Removal Tool HD	**1866730000**

Downloaded from Elcodis.com electronic components distributor

Selection of Housings RockStar® IP65
Size 2

Hood

Hood, Cable Entry sideways

a	Version	Cover	b (mm)	Designation	Order No.
M 20	with thread		68	HDC 15A TSLU 1M20G	**1788860000**
M 25	with thread		68	HDC 15A TSLU 1M25G	**1788850000**

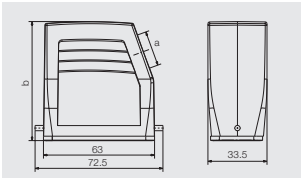

Hood, Cable Entry at top

a	Version	Cover	b (mm)	Designation	Order No.
M 20	with thread		54	HDC 10A TOLU 1M20G	**1788620000**
M 25	with thread		54	HDC 10A TOLU 1M25G	**1788610000**

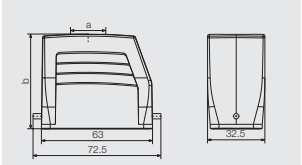

Cover

	Version		Designation	Order No.
	for hoods		HDC 10A DODL 1LB	**1665890000**

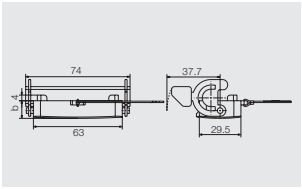

Base

Bulkhead housing

	Version	Cover	b (mm)	Designation	Order No.
		with cover	37.5	HDC 10A ADLU	**1664060000**
			25	HDC 10A ALU	**1664040000**

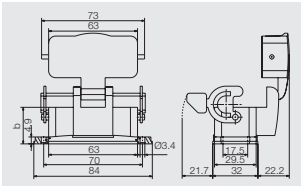

Base housing

a	Version	Cover	b (mm)	Designation	Order No.
M 20	with thread	with cover	69.5	HDC 10A SDLU 2M20G	**1788660000**
M 25	with thread	with cover	69.5	HDC 10A SDLU 2M25G	**1788650000**
M 20	with thread		57	HDC 10A SLU 2M20G	**1788640000**
M 25	with thread		57	HDC 10A SLU 2M25G	**1788630000**

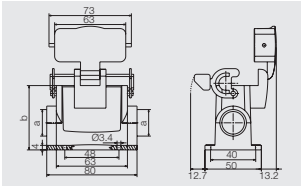

Coupling hood

a	Version	Cover	b (mm)	Designation	Order No.
M 25	with thread		48	HDC 10A KLU 1M25G	**1788670000**

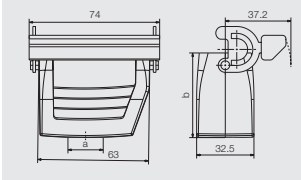

Cover

	Version		Designation	Order No.
	for bases		HDC 10A DMDL 2BO	**1665880000**

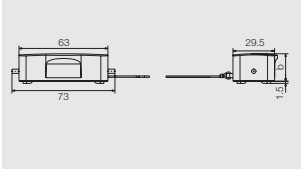

Downloaded from Elcodis.com electronic components distributor

HD series - the flexible connectors

250 V, 10 A, Size 3

16 + ⏚

Inserts

Crimp connection

Insert	Designation	Order No.
Male	HDC HD 16 MC	**1650710000**
Female	HDC HD 16 FC	**1650720000**

Dimensions

Male

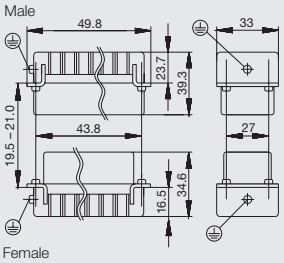

Female

Arrangement of contacts

Male



Female



Mounting cut-out

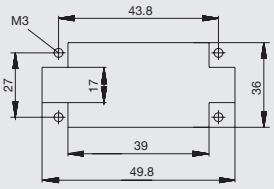

Accessories

Crimp contacts

Surface silver

Surface gold

Qty.	Male	Order No.	Female	Order No.
100	HDC-C-HD-SM0.14-0.37AG	**1651520000**	HDC-C-HD-BM0.14-0.37AG	**1651570000**
100	HDC-C-HD-SM0.5AG	**1651530000**	HDC-C-HD-BM0.5AG	**1651580000**
100	HDC-C-HD-SM0.75-1AG	**1601750000**	HDC-C-HD-BM0.75-1AG	**1601760000**
100	HDC-C-HD-SM1.5AG	**1651550000**	HDC-C-HD-BM1.5AG	**1651600000**
100	HDC-C-HD-SM2.5AG	**1651560000**	HDC-C-HD-BM2.5AG	**1651610000**
100	HDC-C-HD-SM0.14-0.37AU	**1651620000**	HDC-C-HD-BM0.14-0.37AU	**1651670000**
100	HDC-C-HD-SM0.5AU	**1651630000**	HDC-C-HD-BM0.5AU	**1651680000**
100	HDC-C-HD-SM0.75-1AU	**1651640000**	HDC-C-HD-BM0.75-1AU	**1651690000**
100	HDC-C-HD-SM1.5AU	**1651650000**	HDC-C-HD-BM1.5AU	**1651700000**
100	HDC-C-HD-SM2.5AU	**1651660000**	HDC-C-HD-BM2.5AU	**1651710000**

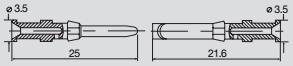

Single contacts

Conductor mm²	AWG No.
0.14 - 0.37	22
0.50	20
0.75 - 1.00	18
1.50	16
2.50	14

Tools

Crimping tool	Order No.
CTX CM 1.6/2.5	**9018490000**
Contact removal tool	
Removal Tool HD	**1866730000**

Downloaded from Elcodis.com electronic components distributor

Selection of Housings RockStar® IP65
Size 3

Hood

Hood, Cable Entry sideways

a	Version	Cover	b (mm)	Designation	Order No.
M 20	with thread		52	HDC 06B TSLU 1M20G	**1788100000**
M 20	with thread		52	HDC 06B TSLU 1M20G	**1805930000**
M 25	with thread		52	HDC 06B TSLU 1M25G	**1788090000**
M 25	with thread		72	HDC 16D TSLU 1M25G	**1787480000**

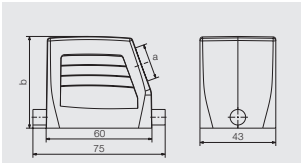

Hood, Cable Entry at top

a	Version	Cover	b (mm)	Designation	Order No.
M 20	with thread		52	HDC 06B TOLU 1M20G	**1788120000**
M 25	with thread		52	HDC 06B TOLU 1M25G	**1788110000**
M 25	with thread		72	HDC 16D TOLU 1M25G	**1787500000**
M 32	with thread		72	HDC 16D TOLU 1M32G	**1787490000**

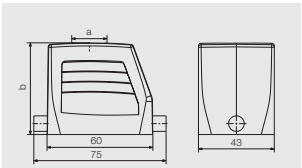

Cover

	Version		Designation	Order No.
	for hoods		HDC 06B DMDL 1LB	**1665210000**

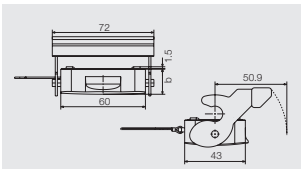

Base

Bulkhead housing

	Version	Cover	b (mm)	Designation	Order No.
			29	HDC 06B ALU	**1202100000**
		with cover	47	HDC 06B ADLU	**1202500000**

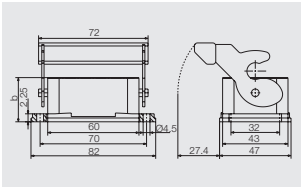

Base housing

a	Version	Cover	b (mm)	Designation	Order No.
M 20	with thread		54	HDC 06B SLU 2M20G	**1788140000**
M 20	with thread	with cover	72	HDC 06B SDLU 2M20G	**1788170000**
M 25	with thread		54	HDC 06B SLU 2M25G	**1788130000**
M 25	with thread	with cover	72	HDC 06B SDLU 2M25G	**1788160000**

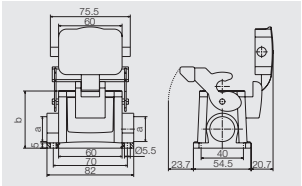

Cover

	Version		Designation	Order No.
	for bases		HDC 06B DODL 2BO	**1665200000**

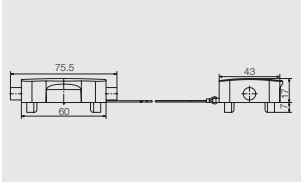

Downloaded from Elcodis.com electronic components distributor

HD series - the flexible connectors

250 V, 10 A, Size 4

24 + ⏚

Inserts

Crimp connection

Insert	Designation	Order No.
Male	HDC HD 24 MC	**1650870000**
Female	HDC HD 24 FC	**1650890000**

Dimensions

Male

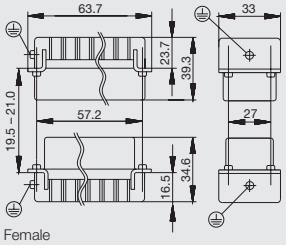

Female

Arrangement of contacts

Male



Female



Mounting cut-out

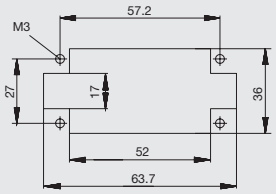

Accessories

Crimp contacts

Surface silver

Surface gold

Qty.	Male	Order No.	Female	Order No.
100	HDC-C-HD-SM0.14-0.37AG	**1651520000**	HDC-C-HD-BM0.14-0.37AG	**1651570000**
100	HDC-C-HD-SM0.5AG	**1651530000**	HDC-C-HD-BM0.5AG	**1651580000**
100	HDC-C-HD-SM0.75-1AG	**1601750000**	HDC-C-HD-BM0.75-1AG	**1601760000**
100	HDC-C-HD-SM1.5AG	**1651550000**	HDC-C-HD-BM1.5AG	**1651600000**
100	HDC-C-HD-SM2.5AG	**1651560000**	HDC-C-HD-BM2.5AG	**1651610000**
100	HDC-C-HD-SM0.14-0.37AU	**1651620000**	HDC-C-HD-BM0.14-0.37AU	**1651670000**
100	HDC-C-HD-SM0.5AU	**1651630000**	HDC-C-HD-BM0.5AU	**1651680000**
100	HDC-C-HD-SM0.75-1AU	**1651640000**	HDC-C-HD-BM0.75-1AU	**1651690000**
100	HDC-C-HD-SM1.5AU	**1651650000**	HDC-C-HD-BM1.5AU	**1651700000**
100	HDC-C-HD-SM2.5AU	**1651660000**	HDC-C-HD-BM2.5AU	**1651710000**

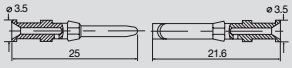

Single contacts

Conductor mm²	AWG No.
0.14 - 0.37	22
0.50	20
0.75 - 1.00	18
1.50	16
2.50	14

Tools

Crimping tool	Order No.
CTX CM 1.6/2.5	**9018490000**
Contact removal tool	
Removal Tool HD	**1866730000**

Downloaded from Elcodis.com electronic components distributor

Selection of Housings RockStar® IP65
Size 4

Hood

Hood, Cable Entry sideways

a	Version	Cover	b (mm)	Designation	Order No.
M 20	with thread		52	HDC 10B TSBU 1M20G	**1787560000**
M 25	with thread		52	HDC 10B TSBU 1M25G	**1787550000**
M 25	with thread		72	HDC 24D TSBU 1M25G	**1787240000**
M 32	with thread		72	HDC 24D TSBU 1M32G	**1787230000**

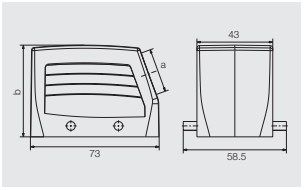

Hood, Cable Entry at top

a	Version	Cover	b (mm)	Designation	Order No.
M 20	with thread		52	HDC 10B TOBU 1M20G	**1787600000**
M 25	with thread		52	HDC 10B TOBU 1M25G	**1787590000**
M 25	with thread		72	HDC 24D TOBU 1M25G	**1787300000**
M 32	with thread		72	HDC 24D TOBU 1M32G	**1787290000**

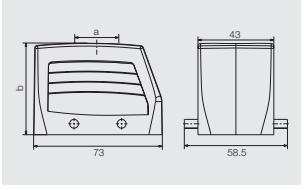

Cover

	Version			Designation	Order No.
	for hoods			HDC 10B DMDQ 2QB	**1665240000**

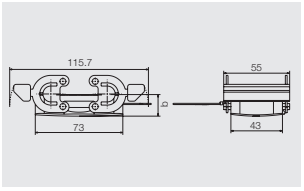

Base

Bulkhead housing

	Version	Cover	b (mm)	Designation	Order No.
			29.3	HDC 10B ABU	**1205000000**

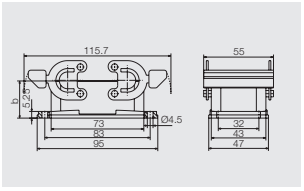

Base housing

a	Version	Cover	b (mm)	Designation	Order No.
M 20	with thread		57	HDC 10B SBU 2M20G	**1787640000**
M 25	with thread		57	HDC 10B SBU 2M25G	**1787630000**
M 25	with thread		74	HDC 24D SBU 2M25G	**1787350000**
M 32	with thread		74	HDC 24D SBU 2M32G	**1787360000**

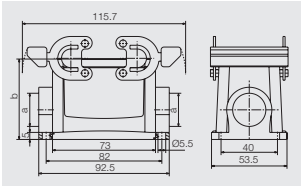

Coupling hood

a	Version	Cover	b (mm)	Designation	Order No.
M 20	with thread		55	HDC 10B KBU 1M20G	**1787720000**

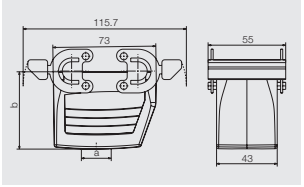

Cover

	Version			Designation	Order No.
	for bases			HDC 10B DODQ 4BO	**1665230000**

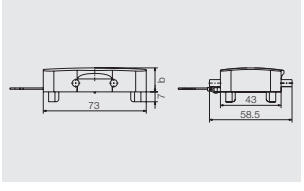

Downloaded from Elcodis.com electronic components distributor

HD series - the flexible connectors

250 V, 10 A, Size 5

25 + ⏚

Inserts

Crimp connection

Insert	Designation	Order No.
Male	HDC HD 25 MC	**1650810000**
Female	HDC HD 25 FC	**1650820000**

Dimensions

Male

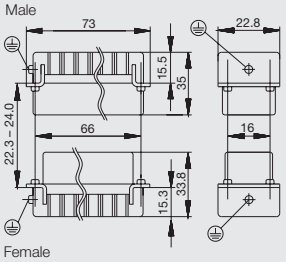

Female

Arrangement of contacts

Male



Female

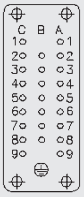

Mounting cut-out

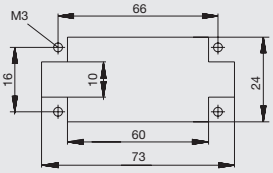

Accessories

Crimp contacts

Surface silver

Surface gold

Qty.	Male	Order No.	Female	Order No.
100	HDC-C-HD-SM0.14-0.37AG	**1651520000**	HDC-C-HD-BM0.14-0.37AG	**1651570000**
100	HDC-C-HD-SM0.5AG	**1651530000**	HDC-C-HD-BM0.5AG	**1651580000**
100	HDC-C-HD-SM0.75-1AG	**1601750000**	HDC-C-HD-BM0.75-1AG	**1601760000**
100	HDC-C-HD-SM1.5AG	**1651550000**	HDC-C-HD-BM1.5AG	**1651600000**
100	HDC-C-HD-SM2.5AG	**1651560000**	HDC-C-HD-BM2.5AG	**1651610000**
100	HDC-C-HD-SM0.14-0.37AU	**1651620000**	HDC-C-HD-BM0.14-0.37AU	**1651670000**
100	HDC-C-HD-SM0.5AU	**1651630000**	HDC-C-HD-BM0.5AU	**1651680000**
100	HDC-C-HD-SM0.75-1AU	**1651640000**	HDC-C-HD-BM0.75-1AU	**1651690000**
100	HDC-C-HD-SM1.5AU	**1651650000**	HDC-C-HD-BM1.5AU	**1651700000**
100	HDC-C-HD-SM2.5AU	**1651660000**	HDC-C-HD-BM2.5AU	**1651710000**

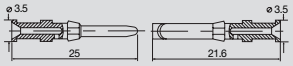

Single contacts

Conductor mm²	AWG No.
0.14 - 0.37	22
0.50	20
0.75 - 1.00	18
1.50	16
2.50	14

Tools

Crimping tool	Order No.
CTX CM 1.6/2.5	**9018490000**
Contact removal tool	
Removal Tool HD	**1866730000**

Downloaded from Elcodis.com electronic components distributor

Selection of Housings RockStar® IP65
Size 5

Hood

Hood, Cable Entry sideways

a	Version	Cover	b (mm)	Designation	Order No.
M 25	with thread		58	HDC 16A TSLU 1M25G	**1788740000**
M 20	with thread		72	HDC 25A TSLU 1M20G	**1788680000**
M 25	with thread		72	HDC 25A TSLU 1M25G	**1788690000**

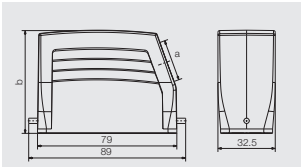

Hood, Cable Entry at top

a	Version	Cover	b (mm)	Designation	Order No.
M 25	with thread		58	HDC 16A TOLU 1M25G	**1788750000**
M 20	with thread		72	HDC 25A TOLU 1M20G	**1788710000**
M 25	with thread		72	HDC 25A TOLU 1M25G	**1788700000**

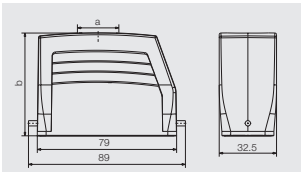

Cover

	Version		Designation	Order No.
	for hoods		HDC 16A DODL 1LB	**1665900000**

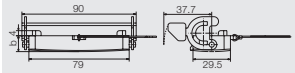

Base

Bulkhead housing

	Version	Cover	b (mm)	Designation	Order No.
		with cover	44.5	HDC 16A ADLU	**1664940000**
			25	HDC 16A ALU	**1664920000**

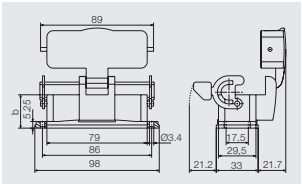

Base housing

a	Version	Cover	b (mm)	Designation	Order No.
M 20	with thread	with cover	76.5	HDC 16A SDLU 2M20G	**1788790000**
M 25	with thread	with cover	76.5	HDC 16A SDLU 2M25G	**1788780000**
M 20	with thread		57	HDC 16A SLU 2M20G	**1788770000**
M 25	with thread		57	HDC 16A SLU 2M25G	**1788760000**

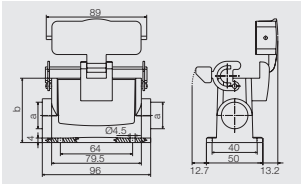

Coupling hood

a	Version	Cover	b (mm)	Designation	Order No.
M 25	with thread		53	HDC 16A KLU 1M25G	**1788800000**

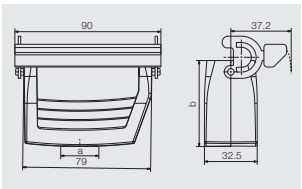

Cover

	Version		Designation	Order No.
	for bases		HDC 16A DMDL 2BO	**1665910000**

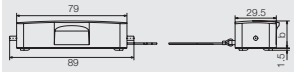

Downloaded from Elcodis.com electronic components distributor

HD series - the flexible connectors

250 V, 10 A, Size 6

40 + ⏚

Inserts

Crimp connection

Insert	Designation	Order No.
Male	HDC HD 40 MC	**1601710000**
Female	HDC HD 40 FC	**1601730000**

Dimensions

Male

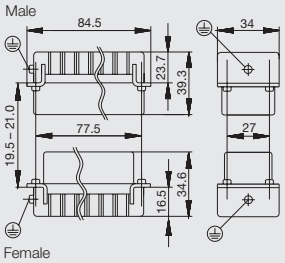

Female

Arrangement of contacts

Male



Female



Mounting cut-out

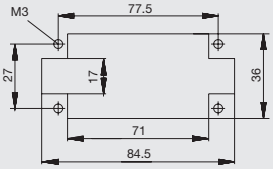

Accessories

Crimp contacts

Surface silver

Surface gold

Qty.	Male	Order No.	Female	Order No.
100	HDC-C-HD-SM0.14-0.37AG	**1651520000**	HDC-C-HD-BM0.14-0.37AG	**1651570000**
100	HDC-C-HD-SM0.5AG	**1651530000**	HDC-C-HD-BM0.5AG	**1651580000**
100	HDC-C-HD-SM0.75-1AG	**1601750000**	HDC-C-HD-BM0.75-1AG	**1601760000**
100	HDC-C-HD-SM1.5AG	**1651550000**	HDC-C-HD-BM1.5AG	**1651600000**
100	HDC-C-HD-SM2.5AG	**1651560000**	HDC-C-HD-BM2.5AG	**1651610000**
100	HDC-C-HD-SM0.14-0.37AU	**1651620000**	HDC-C-HD-BM0.14-0.37AU	**1651670000**
100	HDC-C-HD-SM0.5AU	**1651630000**	HDC-C-HD-BM0.5AU	**1651680000**
100	HDC-C-HD-SM0.75-1AU	**1651640000**	HDC-C-HD-BM0.75-1AU	**1651690000**
100	HDC-C-HD-SM1.5AU	**1651650000**	HDC-C-HD-BM1.5AU	**1651700000**
100	HDC-C-HD-SM2.5AU	**1651660000**	HDC-C-HD-BM2.5AU	**1651710000**

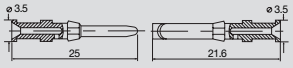

Single contacts

Conductor mm²	AWG No.
0.14 - 0.37	22
0.50	20
0.75 - 1.00	18
1.50	16
2.50	14

Tools

Crimping tool	Order No.
CTX CM 1.6/2.5	**9018490000**
Contact removal tool	
Removal Tool HD	**1866730000**

Downloaded from Elcodis.com electronic components distributor

Selection of Housings RockStar® IP65
Size 6

Hood

Hood, Cable Entry sideways

a	Version	Cover	b (mm)	Designation	Order No.
M 25	with thread		61	HDC 16B TSBU 1M25G	**1788180000**
M 25	with thread		76	HDC 40D TSBU 1M25G	**1787010000**
M 32	with thread		76	HDC 40D TSBU 1M32G	**1787000000**

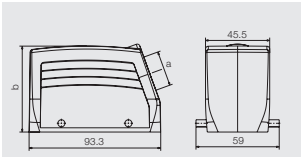

Hood, Cable Entry at top

a	Version	Cover	b (mm)	Designation	Order No.
M 25	with thread		61	HDC 16B TOBU 1M25G	**1788210000**
M 25	with thread		76	HDC 40D TOBU 1M25G	**1787070000**
M 32	with thread		76	HDC 40D TOBU 1M32G	**1787060000**

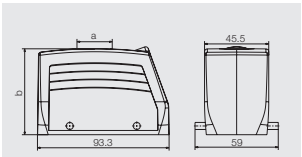

Cover



	Version		Designation	Order No.
	for hoods		HDC 16B DMDQ 2QB	**1665270000**

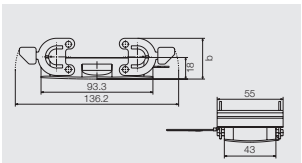

Base

Bulkhead housing

	Version	Cover	b (mm)	Designation	Order No.
			29	HDC 16B ABU	**1208600000**

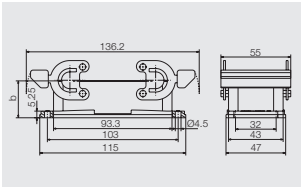

Base housing

a	Version	Cover	b (mm)	Designation	Order No.
M 25	with thread		64	HDC 16B SBU 2M25G	**1788240000**
M 25	with thread		84	HDC 40D SBU 2M25G	**1787120000**
M 32	with thread		84	HDC 40D SBU 2M32G	**1787110000**

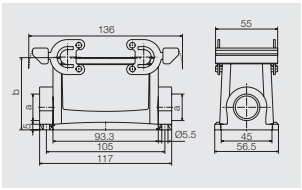

Coupling hood

a	Version	Cover	b (mm)	Designation	Order No.
M 25	with thread		79	HDC 40D KBU 1M25G	**1787200000**
M 32	with thread		79	HDC 40D KBU 1M32G	**1787190000**

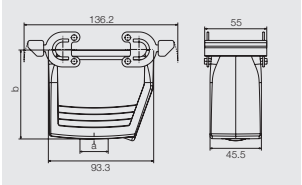

Cover

	Version		Designation	Order No.
	for bases		HDC 16B DODQ 4BO	**1665260000**

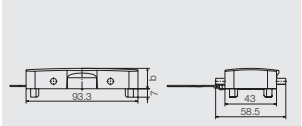

Downloaded from Elcodis.com electronic components distributor

HD series - the flexible connectors

250 V, 10 A, Size 7

50 + ⏚

Inserts

Crimp connection

Insert	Designation	Order No.
Male	HDC HD 25 MC	**1650810000**
Female	HDC HD 25 FC	**1650820000**

Note Please use this type of insert twice to create 50 pole units.

Dimensions

Male

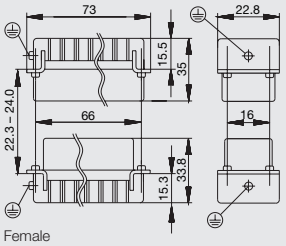

Female

Arrangement of contacts

Male

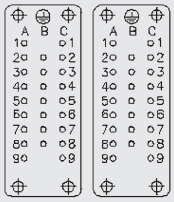

Female

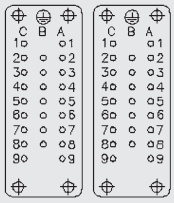

Mounting cut-out

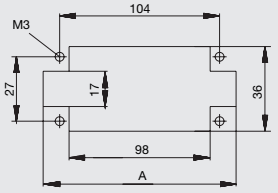

A (mm)
110.00

Accessories

Crimp contacts

Surface silver

Surface gold

Qty.	Male	Order No.	Female	Order No.
100	HDC-C-HD-SM0.14-0.37AG	**1651520000**	HDC-C-HD-BM0.14-0.37AG	**1651570000**
100	HDC-C-HD-SM0.5AG	**1651530000**	HDC-C-HD-BM0.5AG	**1651580000**
100	HDC-C-HD-SM0.75-1AG	**1601750000**	HDC-C-HD-BM0.75-1AG	**1601760000**
100	HDC-C-HD-SM1.5AG	**1651550000**	HDC-C-HD-BM1.5AG	**1651600000**
100	HDC-C-HD-SM2.5AG	**1651560000**	HDC-C-HD-BM2.5AG	**1651610000**
100	HDC-C-HD-SM0.14-0.37AU	**1651620000**	HDC-C-HD-BM0.14-0.37AU	**1651670000**
100	HDC-C-HD-SM0.5AU	**1651630000**	HDC-C-HD-BM0.5AU	**1651680000**
100	HDC-C-HD-SM0.75-1AU	**1651640000**	HDC-C-HD-BM0.75-1AU	**1651690000**
100	HDC-C-HD-SM1.5AU	**1651650000**	HDC-C-HD-BM1.5AU	**1651700000**
100	HDC-C-HD-SM2.5AU	**1651660000**	HDC-C-HD-BM2.5AU	**1651710000**

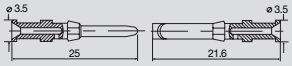

Single contacts

Conductor mm²	AWG No.
0.14 - 0.37	22
0.50	20
0.75 - 1.00	18
1.50	16
2.50	14

Tools

Crimping tool	Order No.
CTX CM 1.6/2.5	**9018490000**
Contact removal tool	
Removal Tool HD	**1866730000**

Downloaded from Elcodis.com electronic components distributor

Selection of Housings RockStar® IP65
Size 7

Hood

Hood, Cable Entry sideways

a	Version	Cover	b (mm)	Designation	Order No.
M 25	with thread		75	HDC 32A TSBU 1M25G	**1787960000**
M 32	with thread		75	HDC 32A TSBU 1M32G	**1787950000**

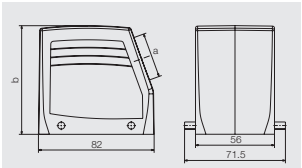

Hood, Cable Entry at top

a	Version	Cover	b (mm)	Designation	Order No.
M 32	with thread		75	HDC 32A TOBU 1M32G	**1787990000**

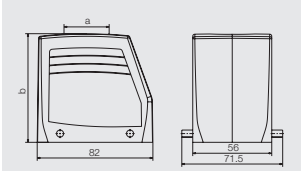

Base

Bulkhead housing

	Version	Cover	b (mm)	Designation	Order No.
			25	HDC 32A ABU	**1665860000**

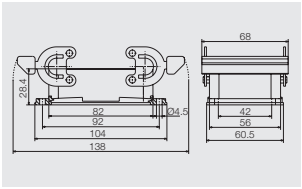

Base housing

a	Version	Cover	b (mm)	Designation	Order No.
M 25	with thread		75	HDC 32A SBU 2M25G	**1788040000**

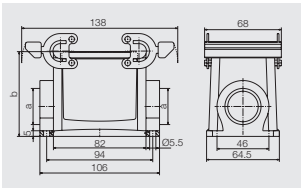

Coupling hood

a	Version	Cover	b (mm)	Designation	Order No.
M 25	with thread		76.5	HDC 32A KBU 1M25G	**1788080000**
M 32	with thread		76.5	HDC 32A KBU 1M32G	**1788070000**

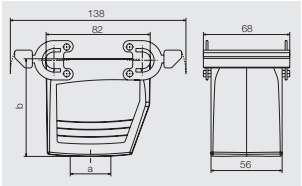

Downloaded from Elcodis.com electronic components distributor

HD series - the flexible connectors

250 V, 10 A, Size 8

64 + ⏚

Inserts

Crimp connection

Insert	Designation	Order No.
Male	HDC HD 64 MC	**1601720000**
Female	HDC HD 64 FC	**1601740000**

Dimensions

Male

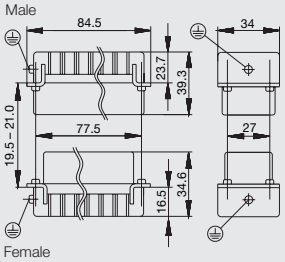

Female

Arrangement of contacts

Male



Female



Mounting cut-out

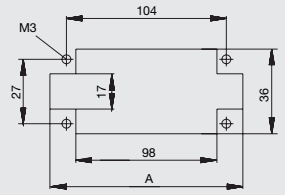

A (mm)
110.00

Accessories

Crimp contacts

Surface silver

Surface gold

Qty.	Male	Order No.	Female	Order No.
100	HDC-C-HD-SM0.14-0.37AG	**1651520000**	HDC-C-HD-BM0.14-0.37AG	**1651570000**
100	HDC-C-HD-SM0.5AG	**1651530000**	HDC-C-HD-BM0.5AG	**1651580000**
100	HDC-C-HD-SM0.75-1AG	**1601750000**	HDC-C-HD-BM0.75-1AG	**1601760000**
100	HDC-C-HD-SM1.5AG	**1651550000**	HDC-C-HD-BM1.5AG	**1651600000**
100	HDC-C-HD-SM2.5AG	**1651560000**	HDC-C-HD-BM2.5AG	**1651610000**
100	HDC-C-HD-SM0.14-0.37AU	**1651620000**	HDC-C-HD-BM0.14-0.37AU	**1651670000**
100	HDC-C-HD-SM0.5AU	**1651630000**	HDC-C-HD-BM0.5AU	**1651680000**
100	HDC-C-HD-SM0.75-1AU	**1651640000**	HDC-C-HD-BM0.75-1AU	**1651690000**
100	HDC-C-HD-SM1.5AU	**1651650000**	HDC-C-HD-BM1.5AU	**1651700000**
100	HDC-C-HD-SM2.5AU	**1651660000**	HDC-C-HD-BM2.5AU	**1651710000**

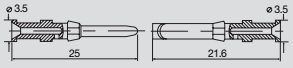

Single contacts

Conductor mm²	AWG No.
0.14 - 0.37	22
0.50	20
0.75 - 1.00	18
1.50	16
2.50	14

Tools

Crimping tool	Order No.
CTX CM 1.6/2.5	**9018490000**
Contact removal tool	
Removal Tool HD	**1866730000**

Downloaded from Elcodis.com electronic components distributor

Selection of Housings RockStar® IP65
Size 8

Hood

Hood, Cable Entry sideways

a	Version	Cover	b (mm)	Designation	Order No.
M 25	with thread		61	HDC 24B TSBU 1M25G	**1787760000**
M 32	with thread		61	HDC 24B TSBU 1M32G	**1787750000**
M 25	with thread		76	HDC 64D TSBU 1M25G	**1786780000**
M 32	with thread		76	HDC 64D TSBU 1M32G	**1786770000**

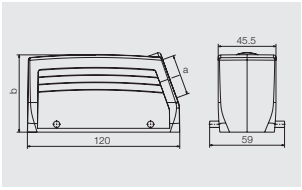

Hood, Cable Entry at top

a	Version	Cover	b (mm)	Designation	Order No.
M 25	with thread		61	HDC 24B TOBU 1M25G	**1787820000**
M 32	with thread		61	HDC 24B TOBU 1M32G	**1787810000**
M 32	with thread		76	HDC 64D TOBU 1M32G	**1786830000**

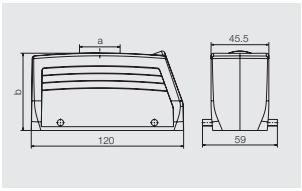

Cover



	Version		Designation	Order No.
	for hoods		HDC 24B DMDQ 2QB	**1665640000**

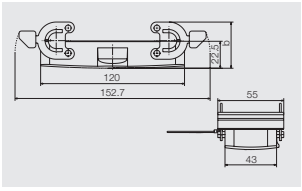

Base

Bulkhead housing

	Version	Cover	b (mm)	Designation	Order No.
			29.3	HDC 24B ABU	**1212400000**

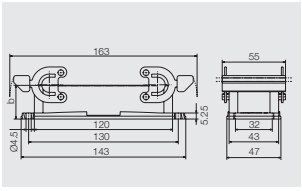

Base housing

a	Version	Cover	b (mm)	Designation	Order No.
M 25	with thread		64	HDC 24B SBU 2M25G	**1787870000**
M 25	with thread		84	HDC 64D SBU 2M25G	**1786890000**
M 32	with thread		84	HDC 64D SBU 2M32G	**1786880000**

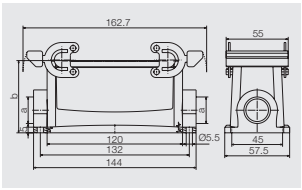

Coupling hood

a	Version	Cover	b (mm)	Designation	Order No.
M 25	with thread		65	HDC 24B KBU 1M25G	**1787920000**
M 32	with thread		79	HDC 64D KBU 1M32G	**1786960000**

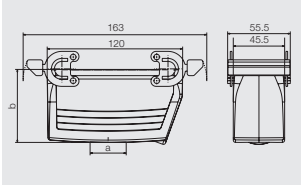

Cover

	Version		Designation	Order No.
	for bases		HDC 24B DODQ 4BO	**1665630000**

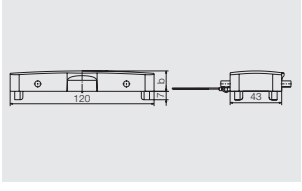

Downloaded from Elcodis.com electronic components distributor

HD series - the flexible connectors

250 V, 10 A, Size 10

80 + ⏚

Inserts

Crimp connection

Insert	Designation	Order No.
Male	HDC HD 40 MC	**1601710000**
Female	HDC HD 40 FC	**1601730000**

Note Please use this type of insert twice to create 40 pole units.

Dimensions

Male

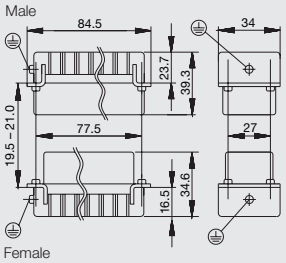

Female

Arrangement of contacts

Male

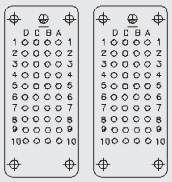

Female

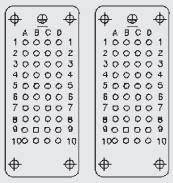

Mounting cut-out

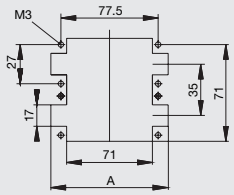

A (mm)
84.50

Accessories

Crimp contacts

Surface silver

Surface gold

Qty.	Male	Order No.	Female	Order No.
100	HDC-C-HD-SM0.14-0.37AG	**1651520000**	HDC-C-HD-BM0.14-0.37AG	**1651570000**
100	HDC-C-HD-SM0.5AG	**1651530000**	HDC-C-HD-BM0.5AG	**1651580000**
100	HDC-C-HD-SM0.75-1AG	**1601750000**	HDC-C-HD-BM0.75-1AG	**1601760000**
100	HDC-C-HD-SM1.5AG	**1651550000**	HDC-C-HD-BM1.5AG	**1651600000**
100	HDC-C-HD-SM2.5AG	**1651560000**	HDC-C-HD-BM2.5AG	**1651610000**
100	HDC-C-HD-SM0.14-0.37AU	**1651620000**	HDC-C-HD-BM0.14-0.37AU	**1651670000**
100	HDC-C-HD-SM0.5AU	**1651630000**	HDC-C-HD-BM0.5AU	**1651680000**
100	HDC-C-HD-SM0.75-1AU	**1651640000**	HDC-C-HD-BM0.75-1AU	**1651690000**
100	HDC-C-HD-SM1.5AU	**1651650000**	HDC-C-HD-BM1.5AU	**1651700000**
100	HDC-C-HD-SM2.5AU	**1651660000**	HDC-C-HD-BM2.5AU	**1651710000**

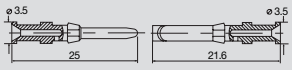

Single contacts

Conductor mm²	AWG No.
0.14 - 0.37	22
0.50	20
0.75 - 1.00	18
1.50	16
2.50	14

Tools

Crimping tool	Order No.
CTX CM 1.6/2.5	**9018490000**
Contact removal tool	
Removal Tool HD	**1866730000**

Downloaded from Elcodis.com electronic components distributor

Selection of Housings RockStar® IP65
Size 10

Hood

Hood, Cable Entry sideways

a	Version	Cover	b (mm)	Designation	Order No.
M 32	with thread		79	HDC 32B TSLU 1M32G	**1788420000**

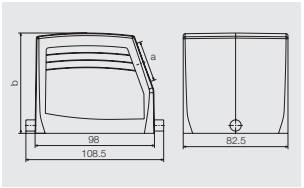

Base

Bulkhead housing

	Version	Cover	b (mm)	Designation	Order No.
		with cover	55	HDC 32B ADLU	**1219800000**
			38	HDC 32B ALU	**1219500000**

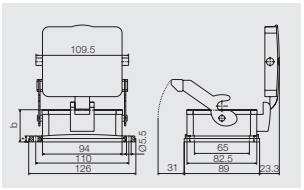

Base housing

a	Version	Cover	b (mm)	Designation	Order No.
M 32	with thread	with cover	96	HDC 32B SDLU 2M32G	**1788490000**
M 32	with thread		79	HDC 32B SLU 2M32G	**1788470000**

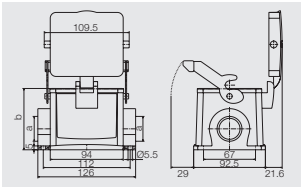

Coupling hood

a	Version	Cover	b (mm)	Designation	Order No.
M 32	with thread		83	HDC 32B KLU 1M32G	**1788500000**

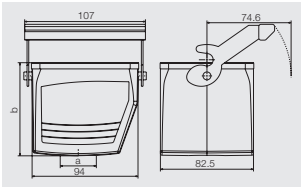

Downloaded from Elcodis.com electronic components distributor

HD series - the flexible connectors

250 V, 10 A, Size 12

128 + ⏚

Inserts

Crimp connection

Insert	Designation	Order No.
Male	HDC HD 64 MC	**1601720000**
Female	HDC HD 64 FC	**1601740000**

Note Please use this type of insert twice to create 128 pole units.

Dimensions

Male

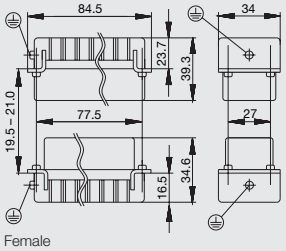

Female

Arrangement of contacts

Male



Female



Mounting cut-out

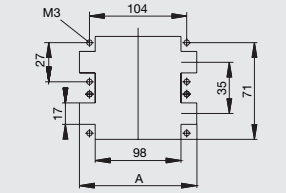

A (mm)	B (mm)	C (mm)	D (mm)	E (mm)
111.00				

Accessories

Crimp contacts

Surface silver

Surface gold

Qty.	Male	Order No.	Female	Order No.
100	HDC-C-HD-SM0.14-0.37AG	**1651520000**	HDC-C-HD-BM0.14-0.37AG	**1651570000**
100	HDC-C-HD-SM0.5AG	**1651530000**	HDC-C-HD-BM0.5AG	**1651580000**
100	HDC-C-HD-SM0.75-1AG	**1601750000**	HDC-C-HD-BM0.75-1AG	**1601760000**
100	HDC-C-HD-SM1.5AG	**1651550000**	HDC-C-HD-BM1.5AG	**1651600000**
100	HDC-C-HD-SM2.5AG	**1651560000**	HDC-C-HD-BM2.5AG	**1651610000**
100	HDC-C-HD-SM0.14-0.37AU	**1651620000**	HDC-C-HD-BM0.14-0.37AU	**1651670000**
100	HDC-C-HD-SM0.5AU	**1651630000**	HDC-C-HD-BM0.5AU	**1651680000**
100	HDC-C-HD-SM0.75-1AU	**1651640000**	HDC-C-HD-BM0.75-1AU	**1651690000**
100	HDC-C-HD-SM1.5AU	**1651650000**	HDC-C-HD-BM1.5AU	**1651700000**
100	HDC-C-HD-SM2.5AU	**1651660000**	HDC-C-HD-BM2.5AU	**1651710000**

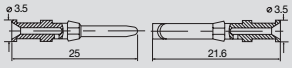

Single contacts

Conductor mm²	AWG No.
0.14 - 0.37	22
0.50	20
0.75 - 1.00	18
1.50	16
2.50	14

Tools

Crimping tool	Order No.
CTX CM 1.6/2.5	**9018490000**
Contact removal tool	
Removal Tool HD	**1866730000**

Downloaded from Elcodis.com electronic components distributor

Selection of Housings RockStar® IP65
Size 12

Hood

Hood, Cable Entry sideways

a	Version	Cover	b (mm)	Designation	Order No.
M 32	with thread		94	HDC 48B TSLU 1M32G	**1788320000**
M 40	with thread		94	HDC 48B TSLU 1M40G	**1788310000**
M 50	with thread		94	HDC 48B TSLU 1M50G	**1788300000**

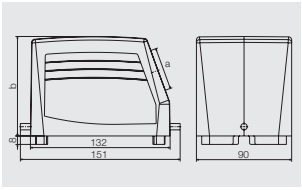

Hood, Cable Entry at top

a	Version	Cover	b (mm)	Designation	Order No.
M 32	with thread		94	HDC 48B TOLU 1M32G	**1788350000**
M 50	with thread		94	HDC 48B TOLU 1M50G	**1788330000**

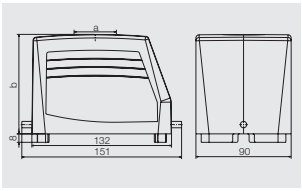

Base

Bulkhead housing

	Version	Cover	b (mm)	Designation	Order No.
		with cover	62	HDC 48B ADLU	**1222900000**

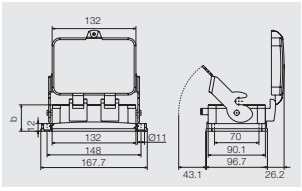

Base housing

a	Version	Cover	b (mm)	Designation	Order No.
M 32	with thread	with cover	120	HDC 48B SDLU 2M32G	**1788390000**
M 32	with thread		100	HDC 48B SLU 2M32G	**1788370000**
M 40	with thread		100	HDC 48B SLU 2M40G	**1788360000**

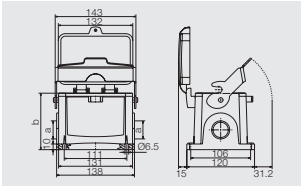

Downloaded from Elcodis.com electronic components distributor

HDD series – the compact connectors

The HDD series with turned contacts is designed for many poles in a small space. The compact housing design saves the user space without compromising the number of poles.



Technical data

Standards / approvals	
Standards	DIN EN 61984
	DIN EN 60664-1
Approvals	UL/CSA
Inserts	
No. of poles	24, 42, 72, 108, 144, 216 + PE
Rated voltage	250 V
Rated voltage to UL/CSA	600 V
Rated current	10 A
Rated impulse withstand voltage	4 KV
Pollution severity	3
Insulation resistance	≥ 10^{10} Ω
Material	Glass-fibre reinforced PC (in UL list and approved for railway applications)
Temperature range	–40 °C ... +125 °C
Flammability to UL 94	V – 0
Mechanical service life	
– Plugging cycles Ag - Surface	≥ 500
– Plugging cycles Au - Surface	≥ 500
Contact resistance	
Crimp connection	≤ 4 mΩ
Contacts / Material	
Sockets and plug-in contact	Copper alloy
Surface	Passivated silver, or 0.8 µm gold on 2 µm nickel
Crimp connection	
– Flexible conductor connection	0.14 … 2.5 mm² (AWG 26 … 14)
– Stripping length	8.0 mm
Clamping torque	
– Screw connection	
SD blades	
– Screw connection	
– Push In	
– Tension clamp connection	
PE connection	
– Clamping range	0.5 … 4 mm²
– solid / stranded	0.5 … 4 mm² / 0.5 … 4 mm²
– flexible / flexible with wire end ferrule, DIN 46228 pt. 1	0.5 … 4 mm² / 0.5 … 4 mm²
– AWG conductor	AWG 20 .. 12
– Stripping length	10 mm
– Clamping torque	1.2 … 1.5 Nm
– Blade dimensions	SD 0.8 x 4 mm or PZ 1

Note: Switch off power supply before handling plug-in connectors.

Derating curves

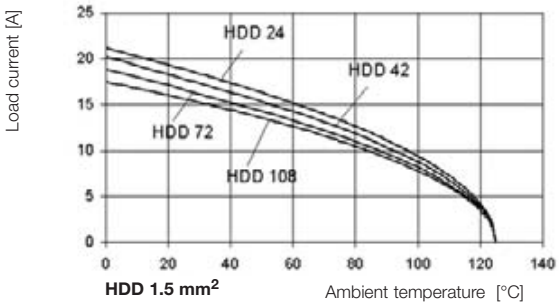

HDD 1.5 mm²

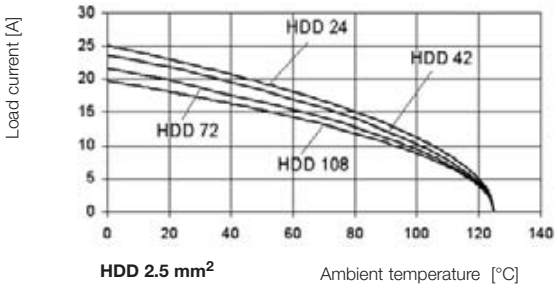

HDD 2.5 mm²

Downloaded from Elcodis.com electronic components distributor

Overview

	Rated voltage	Rated current	No. of poles	Tension clamp connection	Screw conn. with wire guard spring	Crimp connection	Push In	Axial screw connection	Page
	250 V	10 A	24 + ⏚			•			B.66
	250 V	10 A	42 + ⏚			•			B.68
	250 V	10 A	72 + ⏚			•			B.70
	250 V	10 A	108 + ⏚			•			B.72
	250 V	10 A	144 + ⏚			•			B.74
	250 V	10 A	216 + ⏚			•			B.76

Downloaded from Elcodis.com electronic components distributor

HDD series - the compact connectors

250 V, 10 A, Size 3

24 + ⏚

Inserts

Crimp connection

Insert	Designation	Order No.
Male	HDC HDD 24 MC	**1651150000**
Female	HDC HDD 24 FC	**1651160000**

Dimensions

Male

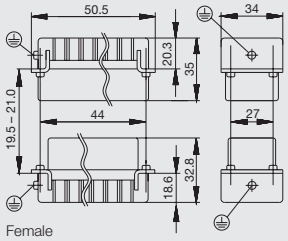

Female

Arrangement of contacts

Male

Female

Mounting cut-out

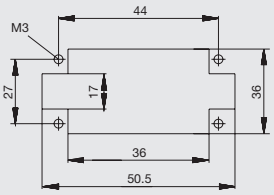

Accessories

Crimp contacts

Surface silver

Surface gold

Qty.	Male	Order No.	Female	Order No.
100	HDC-C-HD-SM0.14-0.37AG	**1651520000**	HDC-C-HD-BM0.14-0.37AG	**1651570000**
100	HDC-C-HD-SM0.5AG	**1651530000**	HDC-C-HD-BM0.5AG	**1651580000**
100	HDC-C-HD-SM0.75-1AG	**1601750000**	HDC-C-HD-BM0.75-1AG	**1601760000**
100	HDC-C-HD-SM1.5AG	**1651550000**	HDC-C-HD-BM1.5AG	**1651600000**
100	HDC-C-HD-SM2.5AG	**1651560000**	HDC-C-HD-BM2.5AG	**1651610000**
100	HDC-C-HD-SM0.14-0.37AU	**1651620000**	HDC-C-HD-BM0.14-0.37AU	**1651670000**
100	HDC-C-HD-SM0.5AU	**1651630000**	HDC-C-HD-BM0.5AU	**1651680000**
100	HDC-C-HD-SM0.75-1AU	**1651640000**	HDC-C-HD-BM0.75-1AU	**1651690000**
100	HDC-C-HD-SM1.5AU	**1651650000**	HDC-C-HD-BM1.5AU	**1651700000**
100	HDC-C-HD-SM2.5AU	**1651660000**	HDC-C-HD-BM2.5AU	**1651710000**

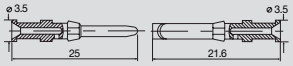

Single contacts

Conductor mm²	AWG No.
0.14 - 0.37	22
0.50	20
0.75 - 1.00	18
1.50	16
2.50	14

Tools

Crimping tool	Order No.
CTX CM 1.6/2.5	**9018490000**
Contact removal tool	
Removal Tool HD	**1866730000**

Downloaded from Elcodis.com electronic components distributor

Selection of Housings RockStar® IP65
Size 3

Hood

Hood, Cable Entry sideways

a	Version	Cover	b (mm)	Designation	Order No.
M 20	with thread		52	HDC 06B TSLU 1M20G	**1788100000**
M 20	with thread		52	HDC 06B TSLU 1M20G	**1805930000**
M 25	with thread		52	HDC 06B TSLU 1M25G	**1788090000**
M 25	with thread		72	HDC 16D TSLU 1M25G	**1787480000**

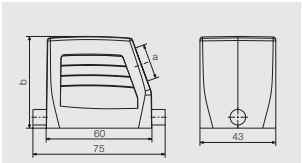

Hood, Cable Entry at top

a	Version	Cover	b (mm)	Designation	Order No.
M 20	with thread		52	HDC 06B TOLU 1M20G	**1788120000**
M 25	with thread		52	HDC 06B TOLU 1M25G	**1788110000**
M 25	with thread		72	HDC 16D TOLU 1M25G	**1787500000**
M 32	with thread		72	HDC 16D TOLU 1M32G	**1787490000**

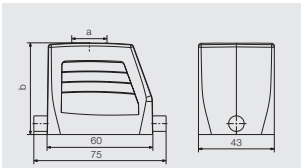

Cover

	Version		Designation	Order No.
	for hoods		HDC 06B DMDL 1LB	**1665210000**

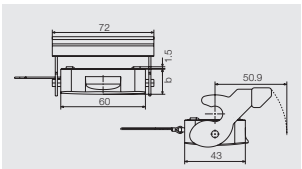

Base

Bulkhead housing

	Version	Cover	b (mm)	Designation	Order No.
			29	HDC 06B ALU	**1202100000**
		with cover	47	HDC 06B ADLU	**1202500000**

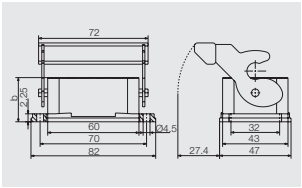

Base housing

a	Version	Cover	b (mm)	Designation	Order No.
M 20	with thread		54	HDC 06B SLU 2M20G	**1788140000**
M 20	with thread	with cover	72	HDC 06B SDLU 2M20G	**1788170000**
M 25	with thread		54	HDC 06B SLU 2M25G	**1788130000**
M 25	with thread	with cover	72	HDC 06B SDLU 2M25G	**1788160000**

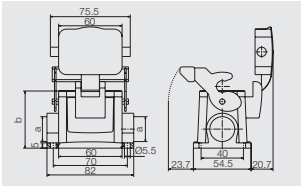

Cover

	Version		Designation	Order No.
	for bases		HDC 06B DODL 2BO	**1665200000**

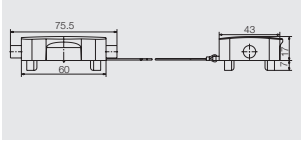

Downloaded from Elcodis.com electronic components distributor

HDD series - the compact connectors

250 V, 10 A, Size 4

42 + ⏚

Inserts

Crimp connection

Insert	Designation	Order No.
Male	HDC HDD 42 MC	**1651170000**
Female	HDC HDD 42 FC	**1651180000**

Dimensions

Male

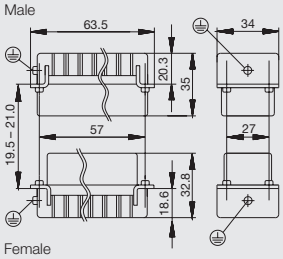

Female

Arrangement of contacts

Male



Female



Mounting cut-out

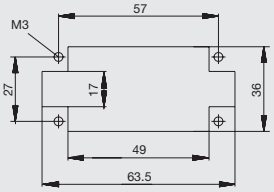

Accessories

Crimp contacts

Surface silver

Surface gold

Qty.	Male	Order No.	Female	Order No.
100	HDC-C-HD-SM0.14-0.37AG	**1651520000**	HDC-C-HD-BM0.14-0.37AG	**1651570000**
100	HDC-C-HD-SM0.5AG	**1651530000**	HDC-C-HD-BM0.5AG	**1651580000**
100	HDC-C-HD-SM0.75-1AG	**1601750000**	HDC-C-HD-BM0.75-1AG	**1601760000**
100	HDC-C-HD-SM1.5AG	**1651550000**	HDC-C-HD-BM1.5AG	**1651600000**
100	HDC-C-HD-SM2.5AG	**1651560000**	HDC-C-HD-BM2.5AG	**1651610000**
100	HDC-C-HD-SM0.14-0.37AU	**1651620000**	HDC-C-HD-BM0.14-0.37AU	**1651670000**
100	HDC-C-HD-SM0.5AU	**1651630000**	HDC-C-HD-BM0.5AU	**1651680000**
100	HDC-C-HD-SM0.75-1AU	**1651640000**	HDC-C-HD-BM0.75-1AU	**1651690000**
100	HDC-C-HD-SM1.5AU	**1651650000**	HDC-C-HD-BM1.5AU	**1651700000**
100	HDC-C-HD-SM2.5AU	**1651660000**	HDC-C-HD-BM2.5AU	**1651710000**

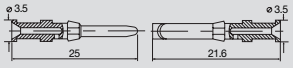

Single contacts

Conductor mm²	AWG No.
0.14 - 0.37	22
0.50	20
0.75 - 1.00	18
1.50	16
2.50	14

Tools

Crimping tool	Order No.
CTX CM 1.6/2.5	**9018490000**
Contact removal tool	
Removal Tool HD	**1866730000**

Downloaded from Elcodis.com electronic components distributor

Selection of Housings RockStar® IP65
Size 4

Hood

Hood, Cable Entry sideways

a	Version	Cover	b (mm)	Designation	Order No.
M 20	with thread		52	HDC 10B TSBU 1M20G	**1787560000**
M 25	with thread		52	HDC 10B TSBU 1M25G	**1787550000**
M 25	with thread		72	HDC 24D TSBU 1M25G	**1787240000**
M 32	with thread		72	HDC 24D TSBU 1M32G	**1787230000**

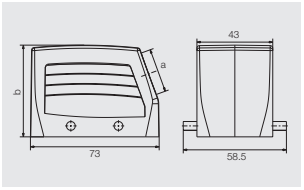

Hood, Cable Entry at top

a	Version	Cover	b (mm)	Designation	Order No.
M 20	with thread		52	HDC 10B TOBU 1M20G	**1787600000**
M 25	with thread		52	HDC 10B TOBU 1M25G	**1787590000**
M 25	with thread		72	HDC 24D TOBU 1M25G	**1787300000**
M 32	with thread		72	HDC 24D TOBU 1M32G	**1787290000**

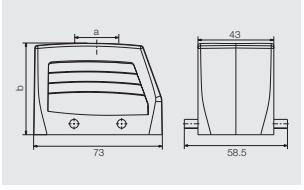

Cover

	Version		Designation	Order No.
	for hoods		HDC 10B DMDQ 2QB	**1665240000**

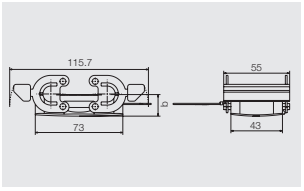

Base

Bulkhead housing

	Version	Cover	b (mm)	Designation	Order No.
			29.3	HDC 10B ABU	**1205000000**

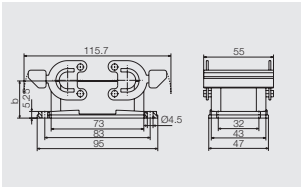

Base housing

a	Version	Cover	b (mm)	Designation	Order No.
M 20	with thread		57	HDC 10B SBU 2M20G	**1787640000**
M 25	with thread		57	HDC 10B SBU 2M25G	**1787630000**
M 25	with thread		74	HDC 24D SBU 2M25G	**1787350000**
M 32	with thread		74	HDC 24D SBU 2M32G	**1787360000**

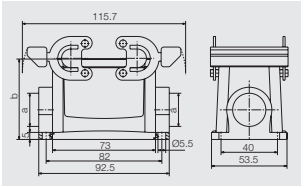

Coupling hood

a	Version	Cover	b (mm)	Designation	Order No.
M 20	with thread		55	HDC 10B KBU 1M20G	**1787720000**

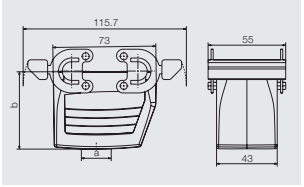

Cover

	Version		Designation	Order No.
	for bases		HDC 10B DODQ 4BO	**1665230000**

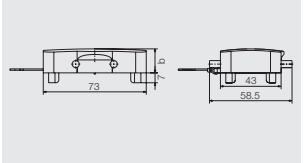

Downloaded from Elcodis.com electronic components distributor

HDD series - the compact connectors

250 V, 10 A, Size 6

72 + ⏚

Inserts

Crimp connection

Insert	Designation	Order No.
Male	HDC HDD 72 MC	**1651190000**
Female	HDC HDD 72 FC	**1651200000**

Dimensions

Male

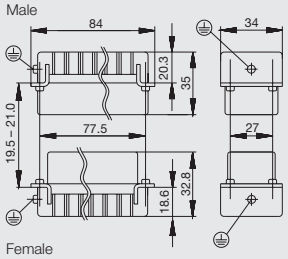

Female

Arrangement of contacts

Male



Female



Mounting cut-out

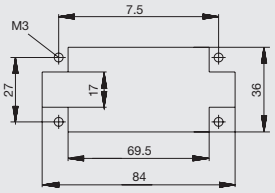

Accessories

Crimp contacts

Surface silver

Surface gold

Qty.	Male	Order No.	Female	Order No.
100	HDC-C-HD-SM0.14-0.37AG	**1651520000**	HDC-C-HD-BM0.14-0.37AG	**1651570000**
100	HDC-C-HD-SM0.5AG	**1651530000**	HDC-C-HD-BM0.5AG	**1651580000**
100	HDC-C-HD-SM0.75-1AG	**1601750000**	HDC-C-HD-BM0.75-1AG	**1601760000**
100	HDC-C-HD-SM1.5AG	**1651550000**	HDC-C-HD-BM1.5AG	**1651600000**
100	HDC-C-HD-SM2.5AG	**1651560000**	HDC-C-HD-BM2.5AG	**1651610000**
100	HDC-C-HD-SM0.14-0.37AU	**1651620000**	HDC-C-HD-BM0.14-0.37AU	**1651670000**
100	HDC-C-HD-SM0.5AU	**1651630000**	HDC-C-HD-BM0.5AU	**1651680000**
100	HDC-C-HD-SM0.75-1AU	**1651640000**	HDC-C-HD-BM0.75-1AU	**1651690000**
100	HDC-C-HD-SM1.5AU	**1651650000**	HDC-C-HD-BM1.5AU	**1651700000**
100	HDC-C-HD-SM2.5AU	**1651660000**	HDC-C-HD-BM2.5AU	**1651710000**

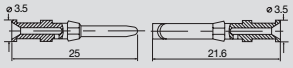

Single contacts

Conductor mm²	AWG No.
0.14 - 0.37	22
0.50	20
0.75 - 1.00	18
1.50	16
2.50	14

Tools

Crimping tool	Order No.
CTX CM 1.6/2.5	**9018490000**
Contact removal tool	
Removal Tool HD	**1866730000**

Downloaded from Elcodis.com electronic components distributor

Selection of Housings RockStar® IP65
Size 6

Hood

Hood, Cable Entry sideways

a	Version	Cover	b (mm)	Designation	Order No.
M 25	with thread		61	HDC 16B TSBU 1M25G	**1788180000**
M 25	with thread		76	HDC 40D TSBU 1M25G	**1787010000**
M 32	with thread		76	HDC 40D TSBU 1M32G	**1787000000**

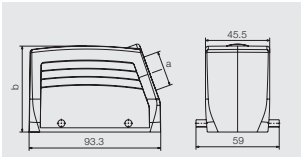

Hood, Cable Entry at top

a	Version	Cover	b (mm)	Designation	Order No.
M 25	with thread		61	HDC 16B TOBU 1M25G	**1788210000**
M 25	with thread		76	HDC 40D TOBU 1M25G	**1787070000**
M 32	with thread		76	HDC 40D TOBU 1M32G	**1787060000**

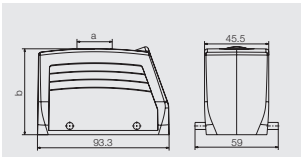

Cover



	Version		Designation	Order No.
	for hoods		HDC 16B DMDQ 2QB	**1665270000**

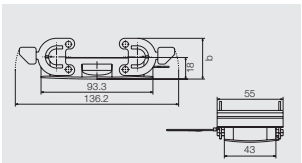

Base

Bulkhead housing

	Version	Cover	b (mm)	Designation	Order No.
			29	HDC 16B ABU	**1208600000**

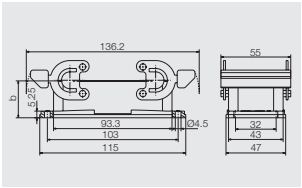

Base housing

a	Version	Cover	b (mm)	Designation	Order No.
M 25	with thread		64	HDC 16B SBU 2M25G	**1788240000**
M 25	with thread		84	HDC 40D SBU 2M25G	**1787120000**
M 32	with thread		84	HDC 40D SBU 2M32G	**1787110000**

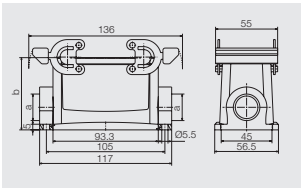

Coupling hood

a	Version	Cover	b (mm)	Designation	Order No.
M 25	with thread		79	HDC 40D KBU 1M25G	**1787200000**
M 32	with thread		79	HDC 40D KBU 1M32G	**1787190000**

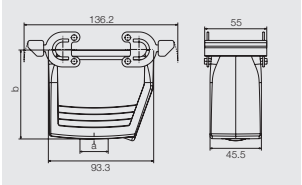

Cover

	Version		Designation	Order No.
	for bases		HDC 16B DODQ 4BO	**1665260000**

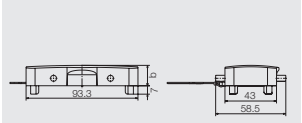

Downloaded from Elcodis.com electronic components distributor

HDD series - the compact connectors

250 V, 10 A, Size 8

108 + ⏚

Inserts

Crimp connection

Insert	Designation	Order No.
Male	HDC HDD 108 MC	**1651210000**
Female	HDC HDD 108 FC	**1651220000**

Dimensions

Male

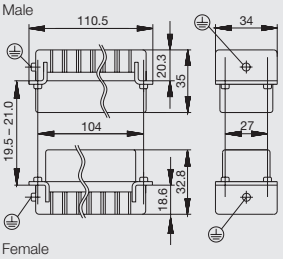

Female

Arrangement of contacts

Male



Female



Mounting cut-out

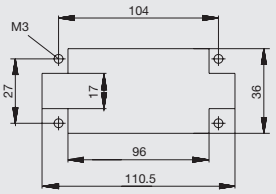

Accessories

Crimp contacts

Surface silver

Surface gold

Qty.	Male	Order No.	Female	Order No.
100	HDC-C-HD-SM0.14-0.37AG	**1651520000**	HDC-C-HD-BM0.14-0.37AG	**1651570000**
100	HDC-C-HD-SM0.5AG	**1651530000**	HDC-C-HD-BM0.5AG	**1651580000**
100	HDC-C-HD-SM0.75-1AG	**1601750000**	HDC-C-HD-BM0.75-1AG	**1601760000**
100	HDC-C-HD-SM1.5AG	**1651550000**	HDC-C-HD-BM1.5AG	**1651600000**
100	HDC-C-HD-SM2.5AG	**1651560000**	HDC-C-HD-BM2.5AG	**1651610000**
100	HDC-C-HD-SM0.14-0.37AU	**1651620000**	HDC-C-HD-BM0.14-0.37AU	**1651670000**
100	HDC-C-HD-SM0.5AU	**1651630000**	HDC-C-HD-BM0.5AU	**1651680000**
100	HDC-C-HD-SM0.75-1AU	**1651640000**	HDC-C-HD-BM0.75-1AU	**1651690000**
100	HDC-C-HD-SM1.5AU	**1651650000**	HDC-C-HD-BM1.5AU	**1651700000**
100	HDC-C-HD-SM2.5AU	**1651660000**	HDC-C-HD-BM2.5AU	**1651710000**

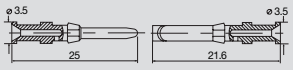

Single contacts

Conductor mm²	AWG No.
0.14 - 0.37	22
0.50	20
0.75 - 1.00	18
1.50	16
2.50	14

Tools

Crimping tool	Order No.
CTX CM 1.6/2.5	**9018490000**
Contact removal tool	
Removal Tool HD	**1866730000**

Downloaded from Elcodis.com electronic components distributor

Selection of Housings RockStar® IP65
Size 8

Hood

Hood, Cable Entry sideways

a	Version	Cover	b (mm)	Designation	Order No.
M 25	with thread		61	HDC 24B TSBU 1M25G	**1787760000**
M 32	with thread		61	HDC 24B TSBU 1M32G	**1787750000**
M 25	with thread		76	HDC 64D TSBU 1M25G	**1786780000**
M 32	with thread		76	HDC 64D TSBU 1M32G	**1786770000**

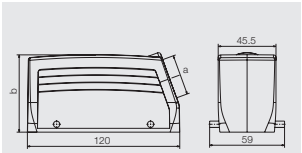

Hood, Cable Entry at top

a	Version	Cover	b (mm)	Designation	Order No.
M 25	with thread		61	HDC 24B TOBU 1M25G	**1787820000**
M 32	with thread		61	HDC 24B TOBU 1M32G	**1787810000**
M 32	with thread		76	HDC 64D TOBU 1M32G	**1786830000**

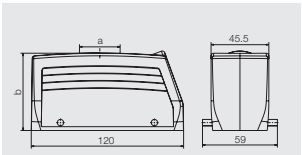

Cover



	Version		Designation	Order No.
	for hoods		HDC 24B DMDQ 2QB	**1665640000**

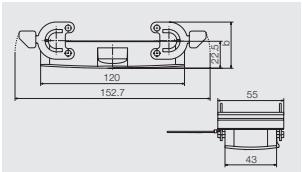

Base

Bulkhead housing

	Version	Cover	b (mm)	Designation	Order No.
			29.3	HDC 24B ABU	**1212400000**

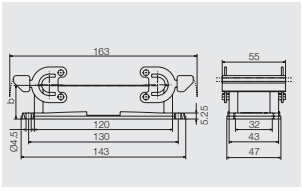

Base housing

a	Version	Cover	b (mm)	Designation	Order No.
M 25	with thread		64	HDC 24B SBU 2M25G	**1787870000**
M 25	with thread		84	HDC 64D SBU 2M25G	**1786890000**
M 32	with thread		84	HDC 64D SBU 2M32G	**1786880000**

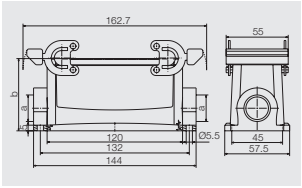

Coupling hood

a	Version	Cover	b (mm)	Designation	Order No.
M 25	with thread		65	HDC 24B KBU 1M25G	**1787920000**
M 32	with thread		79	HDC 64D KBU 1M32G	**1786960000**

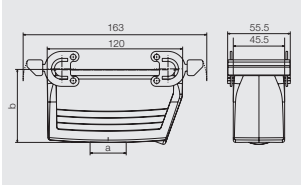

Cover

	Version		Designation	Order No.
	for bases		HDC 24B DODQ 4BO	**1665630000**

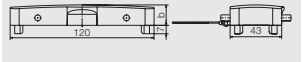

Downloaded from Elcodis.com electronic components distributor

HDD series - the compact connectors

250 V, 10 A, Size 10

144 + ⏚

Inserts

Crimp connection



Insert	Designation	Order No.
Male	HDC HDD 72 MC	**1651190000**
Female	HDC HDD 72 FC	**1651200000**
Male	HDC HDD 144 MC	**1651240000**
Female	HDC HDD 144 FC	**1651260000**

Note Please order two contact inserts per housing.

Dimensions

Male

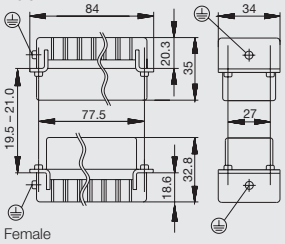

Female

Arrangement of contacts

Male

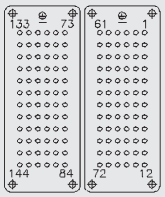

Female



Mounting cut-out

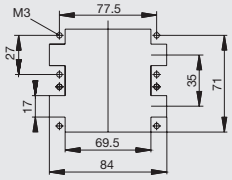

Accessories

Crimp contacts

Surface silver

Surface gold

Qty.	Male	Order No.	Female	Order No.
100	HDC-C-HD-SM0.14-0.37AG	**1651520000**	HDC-C-HD-BM0.14-0.37AG	**1651570000**
100	HDC-C-HD-SM0.5AG	**1651530000**	HDC-C-HD-BM0.5AG	**1651580000**
100	HDC-C-HD-SM0.75-1AG	**1601750000**	HDC-C-HD-BM0.75-1AG	**1601760000**
100	HDC-C-HD-SM1.5AG	**1651550000**	HDC-C-HD-BM1.5AG	**1651600000**
100	HDC-C-HD-SM2.5AG	**1651560000**	HDC-C-HD-BM2.5AG	**1651610000**
100	HDC-C-HD-SM0.14-0.37AU	**1651620000**	HDC-C-HD-BM0.14-0.37AU	**1651670000**
100	HDC-C-HD-SM0.5AU	**1651630000**	HDC-C-HD-BM0.5AU	**1651680000**
100	HDC-C-HD-SM0.75-1AU	**1651640000**	HDC-C-HD-BM0.75-1AU	**1651690000**
100	HDC-C-HD-SM1.5AU	**1651650000**	HDC-C-HD-BM1.5AU	**1651700000**
100	HDC-C-HD-SM2.5AU	**1651660000**	HDC-C-HD-BM2.5AU	**1651710000**

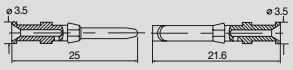

Single contacts

Conductor mm²	AWG No.
0.14 - 0.37	22
0.50	20
0.75 - 1.00	18
1.50	16
2.50	14

Tools

Crimping tool	Order No.
CTX CM 1.6/2.5	**9018490000**
Contact removal tool	
Removal Tool HD	**1866730000**

Downloaded from Elcodis.com electronic components distributor

Selection of Housings RockStar® IP65
Size 10

Hood

Hood, Cable Entry sideways

a	Version	Cover	b (mm)	Designation	Order No.
M 32	with thread		79	HDC 32B TSLU 1M32G	**1788420000**

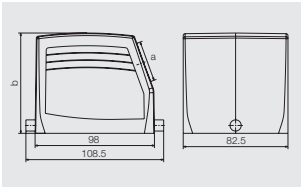

Base

Bulkhead housing

	Version	Cover	b (mm)	Designation	Order No.
		with cover	55	HDC 32B ADLU	**1219800000**
			38	HDC 32B ALU	**1219500000**

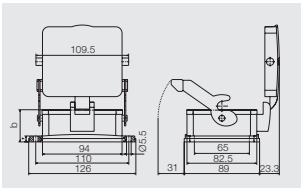

Base housing

a	Version	Cover	b (mm)	Designation	Order No.
M 32	with thread	with cover	96	HDC 32B SDLU 2M32G	**1788490000**
M 32	with thread		79	HDC 32B SLU 2M32G	**1788470000**

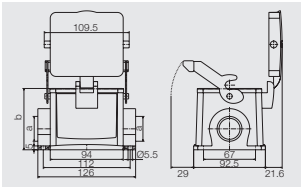

Coupling hood

a	Version	Cover	b (mm)	Designation	Order No.
M 32	with thread		83	HDC 32B KLU 1M32G	**1788500000**

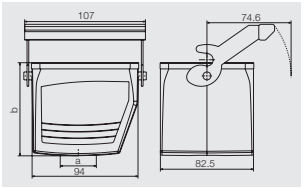

Downloaded from Elcodis.com electronic components distributor

HDD series - the compact connectors

250 V, 10 A, Size 12

216 + ⏚

Inserts

Crimp connection

Insert	Designation	Order No.
Male	HDC HDD 108 MC	**1651210000**
Female	HDC HDD 108 FC	**1651220000**
Male	HDC HDD 216 MC	**1651280000**
Female	HDC HDD 216 FC	**1651300000**

Note Please order two contact inserts per housing.

Dimensions

Male

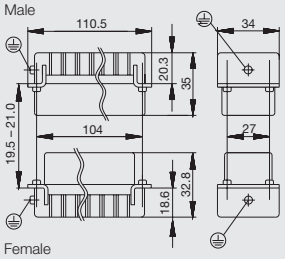

Female

Arrangement of contacts

Male



Female



Mounting cut-out

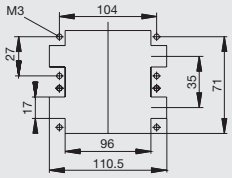

Accessories

Crimp contacts

Surface silver

Surface gold

Qty.	Male	Order No.	Female	Order No.
100	HDC-C-HD-SM0.14-0.37AG	**1651520000**	HDC-C-HD-BM0.14-0.37AG	**1651570000**
100	HDC-C-HD-SM0.5AG	**1651530000**	HDC-C-HD-BM0.5AG	**1651580000**
100	HDC-C-HD-SM0.75-1AG	**1601750000**	HDC-C-HD-BM0.75-1AG	**1601760000**
100	HDC-C-HD-SM1.5AG	**1651550000**	HDC-C-HD-BM1.5AG	**1651600000**
100	HDC-C-HD-SM2.5AG	**1651560000**	HDC-C-HD-BM2.5AG	**1651610000**
100	HDC-C-HD-SM0.14-0.37AU	**1651620000**	HDC-C-HD-BM0.14-0.37AU	**1651670000**
100	HDC-C-HD-SM0.5AU	**1651630000**	HDC-C-HD-BM0.5AU	**1651680000**
100	HDC-C-HD-SM0.75-1AU	**1651640000**	HDC-C-HD-BM0.75-1AU	**1651690000**
100	HDC-C-HD-SM1.5AU	**1651650000**	HDC-C-HD-BM1.5AU	**1651700000**
100	HDC-C-HD-SM2.5AU	**1651660000**	HDC-C-HD-BM2.5AU	**1651710000**

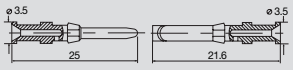

Single contacts

Conductor mm²	AWG No.
0.14 - 0.37	22
0.50	20
0.75 - 1.00	18
1.50	16
2.50	14

Tools

Crimping tool	Order No.
CTX CM 1.6/2.5	**9018490000**
Contact removal tool	
Removal Tool HD	**1866730000**

Downloaded from Elcodis.com electronic components distributor

Selection of Housings RockStar® IP65
Size 12

Hood

Hood, Cable Entry sideways

a	Version	Cover	b (mm)	Designation	Order No.
M 32	with thread		94	HDC 48B TSLU 1M32G	**1788320000**
M 40	with thread		94	HDC 48B TSLU 1M40G	**1788310000**
M 50	with thread		94	HDC 48B TSLU 1M50G	**1788300000**

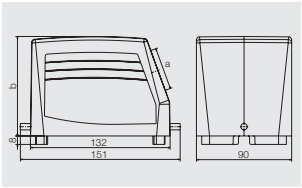

Hood, Cable Entry at top

a	Version	Cover	b (mm)	Designation	Order No.
M 32	with thread		94	HDC 48B TOLU 1M32G	**1788350000**
M 50	with thread		94	HDC 48B TOLU 1M50G	**1788330000**

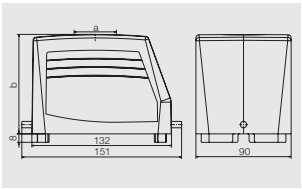

Base

Bulkhead housing

	Version	Cover	b (mm)	Designation	Order No.
		with cover	62	HDC 48B ADLU	**1222900000**

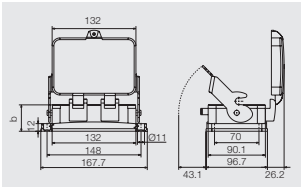

Base housing

a	Version	Cover	b (mm)	Designation	Order No.
M 32	with thread	with cover	120	HDC 48B SDLU 2M32G	**1788390000**
M 32	with thread		100	HDC 48B SLU 2M32G	**1788370000**
M 40	with thread		100	HDC 48B SLU 2M40G	**1788360000**

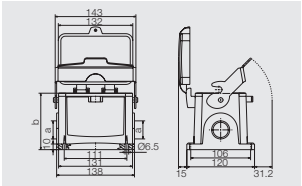

Downloaded from Elcodis.com electronic components distributor

HVE series – exciting voltage

Weidmüller high-voltage inserts are equipped with lagging earth contacts. This means that plugging operations are never performed live, protecting the user and the circuit.



Technical data

Standards / approvals	
Standards	DIN EN 61984
	DIN EN 60664-1
Approvals	UL/CSA
Inserts	
No. of poles	3 + 2, 6 + 2, 10 + 2
Rated voltage	830 V
Rated voltage to UL/CSA	600 V
Rated current	23 A (HV 3+2 = 24 A)
Rated impulse withstand voltage	8 KV
Pollution severity	3
Insulation resistance	≥ 10^{10} Ω
Material	Glass-fibre reinforced PC (in UL list and approved for railway applications)
Temperature range	–40 °C ... +125 °C
Flammability to UL 94	V – 0
Mechanical service life	
– Plugging cycles Ag - Surface	≥ 500
Contacts / Material	
Sockets and plug-in contact	Copper alloy
Surface	Passivated silver
Clamping unit / Screw connection	Copper alloy / Passivated silver
Clamping range / Stripping length	
– Screw connection	0.5 - 2.5 mm² (AWG 20 … 14) / 9 mm
– Tension clamp connection	0.5 - 2.5 mm² (AWG 20 … 14) / 8 mm
Clamping torque	
– Screw connection	0.5 - 0.55 Nm
SD blades	
– Screw connection	0.6 x 3.5 or PZ 0
– Tension clamp connection	0.5 x 3 or 0.6 x 3.5
PE connection	
– Clamping range	0.5 … 4 mm²
– solid / stranded	0.5 … 4 mm² / 0.5 … 4 mm²
– flexible / flexible with wire end ferrule, DIN 46228 pt. 1	0.5 … 4 mm² / 0.5 … 4 mm²
– AWG conductor	AWG 20 .. 12
– Stripping length	10 mm
– Clamping torque	1.2 … 1.5 Nm
– Blade dimensions	SD 0.8 x 4 mm or PZ 1

Note: Switch off power supply before handling plug-in connectors.
Rated voltage determined on the basis of DIN EN 61984 section 6.19.2.2.
500 V for signal contact.

Derating curves

HDC HVE ... xT / H05V-K0.5

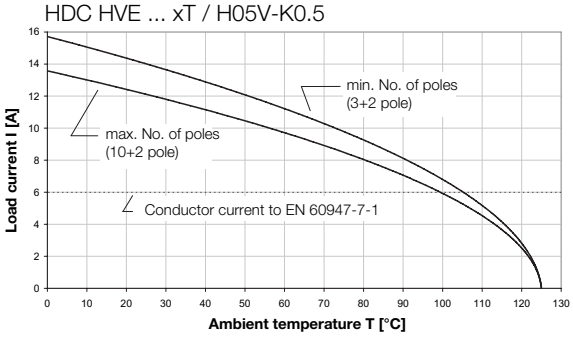

HDC HVE ... xT / H07V-K2.5

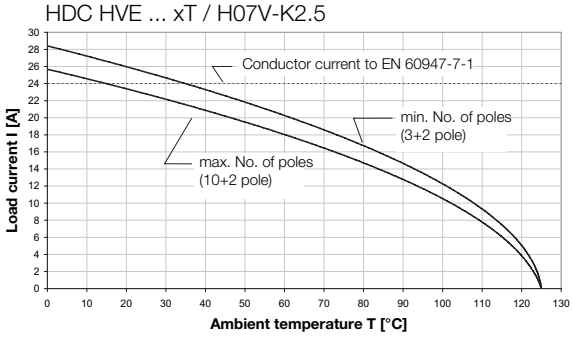

Downloaded from Elcodis.com electronic components distributor

Overview

		Rated voltage	Rated current	No. of poles	Tension clamp connection	Screw conn. with wire guard spring	Crimp connection	Push In	Axial screw connection	Page
		830 V	24 A	3 + 2 + ⏚	•	•				B.80
		830 V	23 A	6 + 2 + ⏚	•	•				B.82
		830 V	23 A	10 + 2 + ⏚	•	•				B.84

Downloaded from Elcodis.com electronic components distributor

HVE series - exciting voltage

830 V, 24 A, Size 4

3+2 + ⏚

Inserts

Tension clamp connection

Insert	Designation	Order No.
Male	HDC HVE 3+2 MT	**1896930000**
Female	HDC HVE 3+2 FT	**1896920000**

Screw connection

Insert	Designation	Order No.
Male	HDC HVE 3+2 MS	**1651310000**
Female	HDC HVE 3+2 FS	**1651320000**

Dimensions

Male

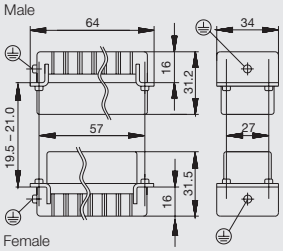

Female

Arrangement of contacts

Male

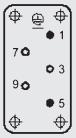

Female

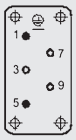

Mounting cut-out

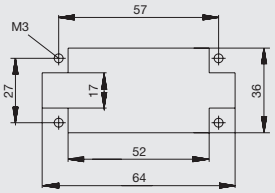

Downloaded from Elcodis.com electronic components distributor

Selection of Housings RockStar® IP65
Size 4

Hood

Hood, Cable Entry sideways

a	Version	Cover	b (mm)	Designation	Order No.
M 20	with thread		52	HDC 10B TSBU 1M20G	**1787560000**
M 25	with thread		52	HDC 10B TSBU 1M25G	**1787550000**
M 25	with thread		72	HDC 24D TSBU 1M25G	**1787240000**
M 32	with thread		72	HDC 24D TSBU 1M32G	**1787230000**

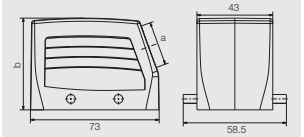

Hood, Cable Entry at top

a	Version	Cover	b (mm)	Designation	Order No.
M 20	with thread		52	HDC 10B TOBU 1M20G	**1787600000**
M 25	with thread		52	HDC 10B TOBU 1M25G	**1787590000**
M 25	with thread		72	HDC 24D TOBU 1M25G	**1787300000**
M 32	with thread		72	HDC 24D TOBU 1M32G	**1787290000**

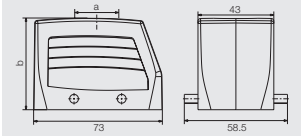

Cover

	Version			Designation	Order No.
	for hoods			HDC 10B DMDQ 2QB	**1665240000**

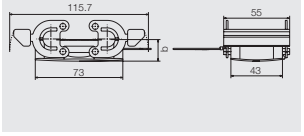

Base

Bulkhead housing

	Version	Cover	b (mm)	Designation	Order No.
			29.3	HDC 10B ABU	**1205000000**

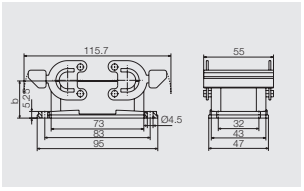

Base housing

a	Version	Cover	b (mm)	Designation	Order No.
M 20	with thread		57	HDC 10B SBU 2M20G	**1787640000**
M 25	with thread		57	HDC 10B SBU 2M25G	**1787630000**
M 25	with thread		74	HDC 24D SBU 2M25G	**1787350000**
M 32	with thread		74	HDC 24D SBU 2M32G	**1787360000**

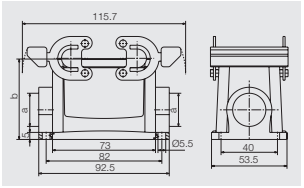

Coupling hood

a	Version	Cover	b (mm)	Designation	Order No.
M 20	with thread		55	HDC 10B KBU 1M20G	**1787720000**

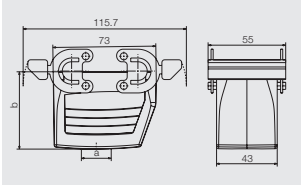

Cover

	Version			Designation	Order No.
	for bases			HDC 10B DODQ 4BO	**1665230000**

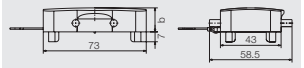

Downloaded from Elcodis.com electronic components distributor

HVE series - exciting voltage

830 V, 23 A, Size 6

6+2 + ⏚

Inserts

Tension clamp connection

Insert	Designation	Order No.
Male	HDC HVE 6+2 MT	**1896950000**
Female	HDC HVE 6+2 FT	**1896940000**

Screw connection

Insert	Designation	Order No.
Male	HDC HVE 6+2 MS	**1651330000**
Female	HDC HVE 6+2 FS	**1651340000**

Dimensions

Male

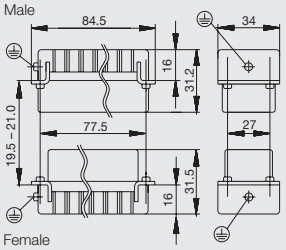

Female

Arrangement of contacts

Male

Female

Mounting cut-out

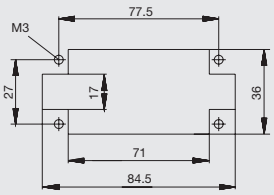

Downloaded from Elcodis.com electronic components distributor

Selection of Housings RockStar® IP65
Size 6

Hood

Hood, Cable Entry sideways

a	Version	Cover	b (mm)	Designation	Order No.
M 25	with thread		61	HDC 16B TSBU 1M25G	**1788180000**
M 25	with thread		76	HDC 40D TSBU 1M25G	**1787010000**
M 32	with thread		76	HDC 40D TSBU 1M32G	**1787000000**

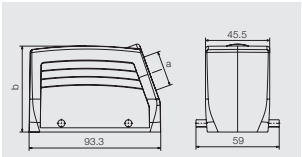

Hood, Cable Entry at top

a	Version	Cover	b (mm)	Designation	Order No.
M 25	with thread		61	HDC 16B TOBU 1M25G	**1788210000**
M 25	with thread		76	HDC 40D TOBU 1M25G	**1787070000**
M 32	with thread		76	HDC 40D TOBU 1M32G	**1787060000**

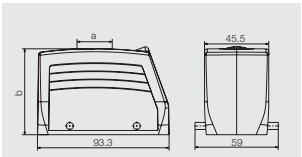

Cover



	Version		Designation	Order No.
	for hoods		HDC 16B DMDQ 2QB	**1665270000**

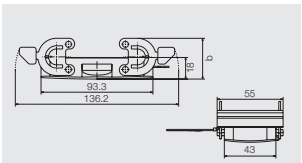

Base

Bulkhead housing

	Version	Cover	b (mm)	Designation	Order No.
			29	HDC 16B ABU	**1208600000**

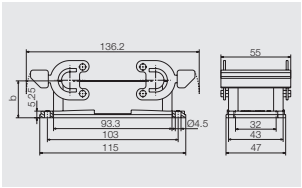

Base housing

a	Version	Cover	b (mm)	Designation	Order No.
M 25	with thread		64	HDC 16B SBU 2M25G	**1788240000**
M 25	with thread		84	HDC 40D SBU 2M25G	**1787120000**
M 32	with thread		84	HDC 40D SBU 2M32G	**1787110000**

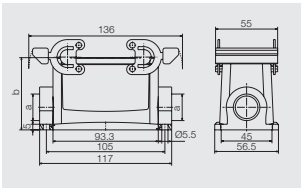

Coupling hood

a	Version	Cover	b (mm)	Designation	Order No.
M 25	with thread		79	HDC 40D KBU 1M25G	**1787200000**
M 32	with thread		79	HDC 40D KBU 1M32G	**1787190000**

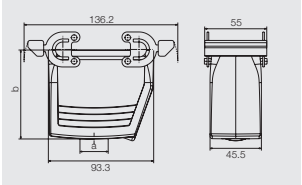

Cover

	Version		Designation	Order No.
	for bases		HDC 16B DODQ 4BO	**1665260000**

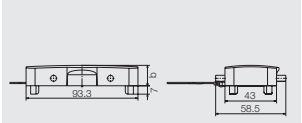

Downloaded from Elcodis.com electronic components distributor

HVE series - exciting voltage

830 V, 23 A, Size 8

10+2 + ⏚

Inserts

Tension clamp connection

Insert	Designation	Order No.
Male	HDC HVE 10+2 MT	**1896970000**
Female	HDC HVE 10+2 FT	**1896960000**

Screw connection

Insert	Designation	Order No.
Male	HDC HVE 10+2 MS	**1651350000**
Female	HDC HVE 10+2 FS	**1651360000**

Dimensions

Male

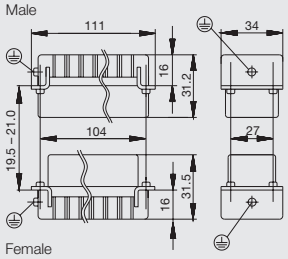

Female

Arrangement of contacts

Male



Female

Mounting cut-out

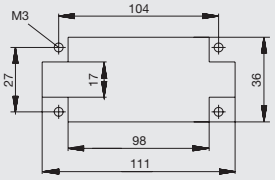

Downloaded from Elcodis.com electronic components distributor

Selection of Housings RockStar® IP65
Size 8

Hood

Hood, Cable Entry sideways

a	Version	Cover	b (mm)	Designation	Order No.
M 25	with thread		61	HDC 24B TSBU 1M25G	**1787760000**
M 32	with thread		61	HDC 24B TSBU 1M32G	**1787750000**
M 25	with thread		76	HDC 64D TSBU 1M25G	**1786780000**
M 32	with thread		76	HDC 64D TSBU 1M32G	**1786770000**

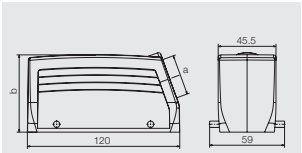

Hood, Cable Entry at top

a	Version	Cover	b (mm)	Designation	Order No.
M 25	with thread		61	HDC 24B TOBU 1M25G	**1787820000**
M 32	with thread		61	HDC 24B TOBU 1M32G	**1787810000**
M 32	with thread		76	HDC 64D TOBU 1M32G	**1786830000**

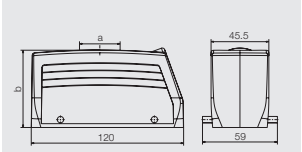

Cover



	Version			Designation	Order No.
	for hoods			HDC 24B DMDQ 2QB	**1665640000**

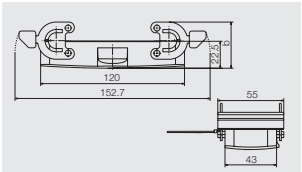

Base

Bulkhead housing

	Version	Cover	b (mm)	Designation	Order No.
			29.3	HDC 24B ABU	**1212400000**

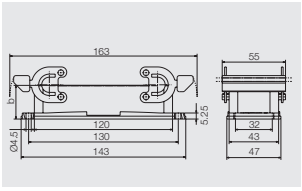

Base housing

a	Version	Cover	b (mm)	Designation	Order No.
M 25	with thread		64	HDC 24B SBU 2M25G	**1787870000**
M 25	with thread		84	HDC 64D SBU 2M25G	**1786890000**
M 32	with thread		84	HDC 64D SBU 2M32G	**1786880000**

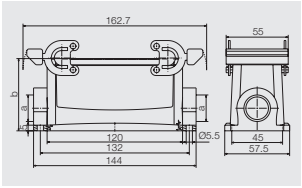

Coupling hood

a	Version	Cover	b (mm)	Designation	Order No.
M 25	with thread		65	HDC 24B KBU 1M25G	**1787920000**
M 32	with thread		79	HDC 64D KBU 1M32G	**1786960000**

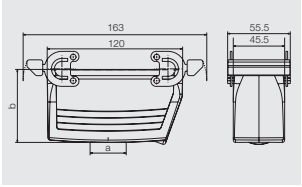

Cover

	Version			Designation	Order No.
	for bases			HDC 24B DODQ 4BO	**1665630000**

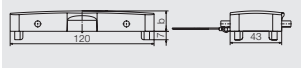

Downloaded from Elcodis.com electronic components distributor

HSB series – the heavy-duty connectors

The HSB series provides users with 35 A via each contact with screw connections for a safe and reliable connection.



Technical data

Standards / approvals	
Standards	DIN EN 61984
	DIN EN 60664-1
Approvals	UL/CSA
Inserts	
No. of poles	6, 12
Rated voltage	400 V
Rated voltage to UL/CSA	600 V
Rated current	35 A
Rated impulse withstand voltage	6 KV
Pollution severity	3
Insulation resistance	≥ 10^{10} Ω
Material	Glass-fibre reinforced PC (in UL list and approved for railway applications)
Temperature range	–40 °C ... +125 °C
Flammability to UL 94	V – 0
Mechanical service life	
– Plugging cycles Ag - Surface	≥ 500
– Plugging cycles Au - Surface	≥ 500
Contact resistance	
Screw connection	≤ 2 mΩ
Contacts / Material	
Sockets and plug-in contact	Copper alloy
Surface	Passivated silver or 0.8 µm gold on 2 µm Ni
Clamping unit / Screw connection	Copper alloy / Passivated silver
Screw connection	
– Clamping range	0.5 – 6 mm² (AWG 20 … 10)
– Stripping length	11 mm
– flex. with wire end ferrule to DIN 46228 Part1:	4 mm²
Clamping torque	
– Screw connection	1.2 … 1.5 Nm
SD blades	0.6 x 3.5 or 0.8 x 4 mm
PE connection	
– Clamping range	0.5 … 6 mm²
– solid / stranded	0.5 … 6 mm² / 0.5 … 6 mm²
– flexible / flexible with wire end ferrule, DIN 46228 pt. 1	0.5 … 6 mm² / 0.5 … 6 mm²
– AWG conductor	AWG 20 .. 12
– Stripping length	10 mm
– Clamping torque	2 … 2.5 Nm
– Blade dimensions	SD 1 x 5.5 mm or PH 2

Note: Switch off power supply before handling plug-in connectors.
When connecting flexible conductors using screws, wire end ferrules to DIN 46228 Part 1 must be used.

Derating curves

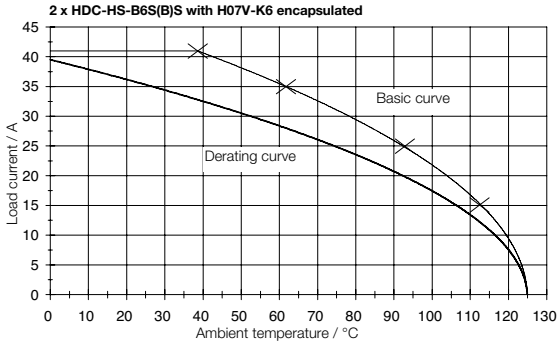

Downloaded from Elcodis.com electronic components distributor

Overview

	Rated voltage	Rated current	No. of poles	Tension clamp connection	Screw conn. with wire guard spring	Crimp connection	Push In	Axial screw connection	Page
	400 V	35 A	6 + ⏚		•				B.88
	400 V	35 A	12 + ⏚		•				B.90

Downloaded from Elcodis.com electronic components distributor

HSB series - the heavy-duty connectors

400 V, 35 A, Size 6

6 + ⏚

Inserts

Screw connection

Insert	Designation	Order No.
Male	HDC HSB 6 MS	1498700000
Female	HDC HSB 6 FS	1498900000

Dimensions

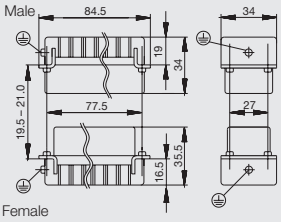

Arrangement of contacts

Male



Female



Mounting cut-out

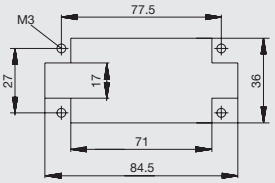

Downloaded from Elcodis.com electronic components distributor

Selection of Housings RockStar® IP65
Size 6

Hood

Hood, Cable Entry sideways

a	Version	Cover	b (mm)	Designation	Order No.
M 25	with thread		61	HDC 16B TSBU 1M25G	**1788180000**
M 25	with thread		76	HDC 40D TSBU 1M25G	**1787010000**
M 32	with thread		76	HDC 40D TSBU 1M32G	**1787000000**

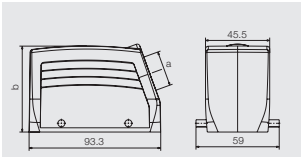

Hood, Cable Entry at top

a	Version	Cover	b (mm)	Designation	Order No.
M 25	with thread		61	HDC 16B TOBU 1M25G	**1788210000**
M 25	with thread		76	HDC 40D TOBU 1M25G	**1787070000**
M 32	with thread		76	HDC 40D TOBU 1M32G	**1787060000**

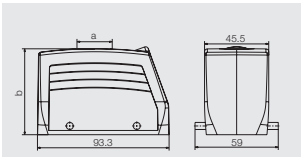

Cover



	Version		Designation	Order No.
	for hoods		HDC 16B DMDQ 2QB	**1665270000**

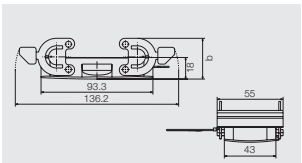

Base

Bulkhead housing

	Version	Cover	b (mm)	Designation	Order No.
			29	HDC 16B ABU	**1208600000**

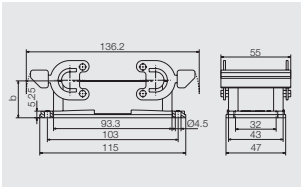

Base housing

a	Version	Cover	b (mm)	Designation	Order No.
M 25	with thread		64	HDC 16B SBU 2M25G	**1788240000**
M 25	with thread		84	HDC 40D SBU 2M25G	**1787120000**
M 32	with thread		84	HDC 40D SBU 2M32G	**1787110000**

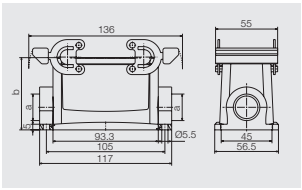

Coupling hood

a	Version	Cover	b (mm)	Designation	Order No.
M 25	with thread		79	HDC 40D KBU 1M25G	**1787200000**
M 32	with thread		79	HDC 40D KBU 1M32G	**1787190000**

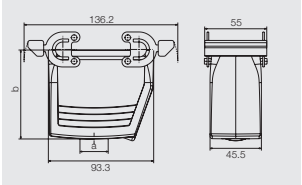

Cover

	Version		Designation	Order No.
	for bases		HDC 16B DODQ 4BO	**1665260000**

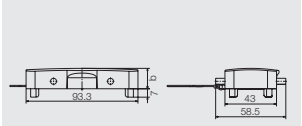

Downloaded from Elcodis.com electronic components distributor

HSB series - the heavy-duty connectors

400 V, 35 A, Size 10

12 + ⏚

Inserts

Screw connection

Insert	Designation	Order No.
Male	HDC HSB 6 MS	**1498700000**
Female	HDC HSB 6 FS	**1498900000**
Male	HDC HSB 6 MS 7 - 12	**1498800000**
Female	HDC HSB 6 FS 7 - 12	**1499000000**

Dimensions

Male

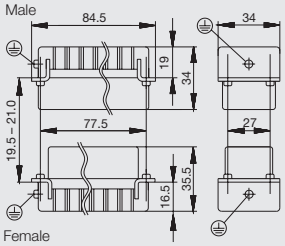

Female

Arrangement of contacts

Male

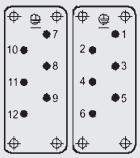

Female

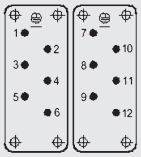

Mounting cut-out

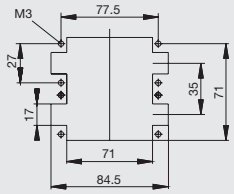

Downloaded from Elcodis.com electronic components distributor

Selection of Housings RockStar® IP65
Size 10

Hood

Hood, Cable Entry sideways

a	Version	Cover	b (mm)	Designation	Order No.
M 32	with thread		79	HDC 32B TSLU 1M32G	**1788420000**

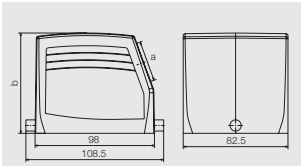

Base

Bulkhead housing

	Version	Cover	b (mm)	Designation	Order No.
		with cover	55	HDC 32B ADLU	**1219800000**
			38	HDC 32B ALU	**1219500000**

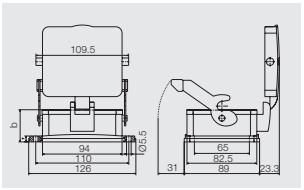

Base housing

a	Version	Cover	b (mm)	Designation	Order No.
M 32	with thread	with cover	96	HDC 32B SDLU 2M32G	**1788490000**
M 32	with thread		79	HDC 32B SLU 2M32G	**1788470000**

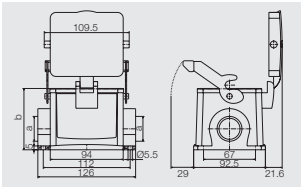

Coupling hood

a	Version	Cover	b (mm)	Designation	Order No.
M 32	with thread		83	HDC 32B KLU 1M32G	**1788500000**

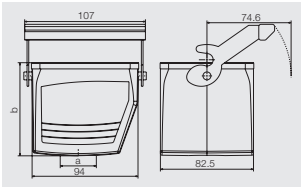

Downloaded from Elcodis.com electronic components distributor

MixMate series – the high-capacity connectors

MixMate integrates axial screw contacts and TOP connection technology in one plug-in connector. The compact design allows simultaneous transmission of high currents, high voltages and signals.

Technical data

	S 4	S 4/0	S 6/12	S 6/6
Standards / approvals				
Standards	DIN EN 61984	DIN EN 61984	DIN EN 61984	DIN EN 61984
	DIN EN 60664-1	DIN EN 60664-1	DIN EN 60664-1	DIN EN 60664-1
Approvals	UL/CSA	UL/CSA	UL/CSA	UL/CSA
Inserts				
No. of poles				
– Power contact	4 (+PE)	4	6	6 (+PE)
– Signal contact			12	6
Rated voltage				
– Power contact	1000 V	830 V	630 V	630 V
– Signal contact			400 V	400 V
Rated voltage to UL/CSA	600 V	600 V	600 V	600 V
Rated current				
– Power contact	65 A	80 A	48 A	100 A
– Signal contact			16 A	16 A
Rated impulse withstand voltage				
– Power contact	8 KV	8 KV	8 KV	8 KV
– Signal contact			6 KV	6 KV
Pollution severity	3	3	3	3
Insulation resistance	$\geq 10^{10}\,\Omega$	$\geq 10^{10}\,\Omega$	$\geq 10^{10}\,\Omega$	$\geq 10^{10}\,\Omega$
Material	Glass-fibre reinforced PC (in UL list	Glass-fibre reinforced PC (in UL list	Glass-fibre reinforced PC (in UL list	Glass-fibre reinforced PC (in UL list
	and approved for railway applications)	and approved for railway applications)	and approved for railway applications)	and approved for railway applications)
Temperature range	–40 °C ... +125 °C	–40 °C ... +125 °C	–40 °C ... +125 °C	–40 °C ... +125 °C
Flammability to UL 94	V – 0	V – 0	V – 0	V – 0
Mechanical service life				
– Plugging cycles Ag - Surface	≥ 500	≥ 500	≥ 500	≥ 500
– Plugging cycles Au - Surface	≥ 500	≥ 500	≥ 500	≥ 500
Contact resistance				
with min. and max. conductors	≤ 4 mΩ	≤ 4 mΩ	≤ 4 mΩ	≤ 4 mΩ
Contacts / Material				
Sockets and plug-in contact	Copper alloy	Copper alloy	Copper alloy	Copper alloy
Surface	Passivated silver or	Passivated silver or	Passivated silver or	Passivated silver or
	0.8 µm gold on 2 µm Nickel	0.8 µm gold on 2 µm Nickel	0.8 µm gold on 2 µm Nickel	0.8 µm gold on 2 µm Nickel
Flexible conductor connection				
– Power contact	2.5 - 10 mm² (AWG 14 … 8)	1.5 - 16 mm² (AWG 16 … 6)	2.5 - 10 mm² (AWG 14 … 8)	16 - 35 mm² (AWG 8 … 2)
– Signal contact			0.5 - 2.5 mm² (AWG 24 … 14)	0.5 - 2.5 mm² (AWG 24 … 14)
Stripping length				
– Power contact	8 mm	8 mm	8 mm	13 mm
– Signal contact			12 mm	12 mm
Clamping torque/Axial connection				
– Screw connection		2 … 3 Nm		
– Power contact	1.1 - 1.7 Nm		1.1 - 1.7 Nm	6 … 8 Nm
– Signal contact			0.45 ... 0.9 Nm	0.45 ... 0.9 Nm
Fixings				
Hexagon socket, 2 mm	SW 2	SW 3	SW 2	SW 4
Screwdriver	0.6 x 3.5		0.6 x 3.5 mm	SD 0.6 x 3.5 or PZ 0
PE connection via plug/socket				
– Clamping range	1.5/2.5 … 4/10 mm²	1.5 … 16 mm² with cable lug	2.5 … 10 mm²	0.5 … 4 mm²
– AWG conductor	AWG 16/14 … 12/8	AWG 16 … 6	AWG 14 .. 8	AWG 20 … 12
– Stripping length	8 mm	8 mm (for wire up to 6 mm² only)	8 mm	8 mm
– Clamping torque	0.5 – 0.8 Nm	2 … 2.5 Nm	2 … 2.5 Nm	1.2 – 1.5 mm
– Blade dimensions	SD 0.8 x 4 mm	SD 0.8 x 4 mm or PZ 2	SD 0.8 x 4 mm or PZ 2	SD 0.8 x 4 mm or PZ 1

Note: Power contact = axial connection, Signal contact = screw connection, Switch off power supply before handling plug-in connectors. MixMate S6/6 with PE via axial connection with data identical to the power contact

Downloaded from Elcodis.com electronic components distributor

Overview

	Rated voltage	Rated current	No. of poles	Tension clamp connection	Screw conn. with wire guard spring	Crimp connection	Push In	Axial screw connection	Page
	1000 V	65 A	4 + ⏚					•	B.96
	830 V	80 A	4 + 0 + ⏚					•	B.98
	630 V	48 A	6 + 12 + ⏚		•			•	B.100
	630 V	100 A	6 + 6 + ⏚		•			•	B.102

Downloaded from Elcodis.com electronic components distributor

Technical data

Derating curves

Size 3
MixMate – 4 power contacts

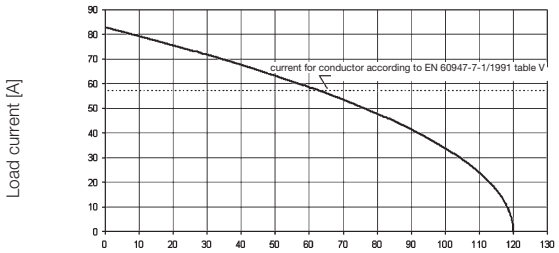

HDC-S4-SAS/BAS H07V-K10 Ambient temperature [°C]

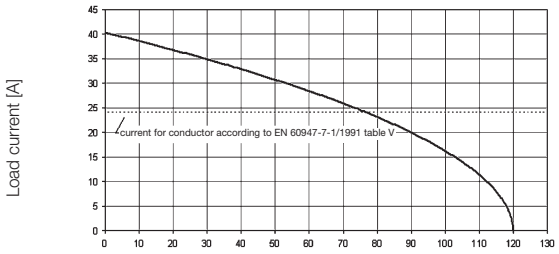

HDC-S4-SAS/BAS H07V-K2,5 Ambient temperature [°C]

Size 6
MixMate – 4 power contacts

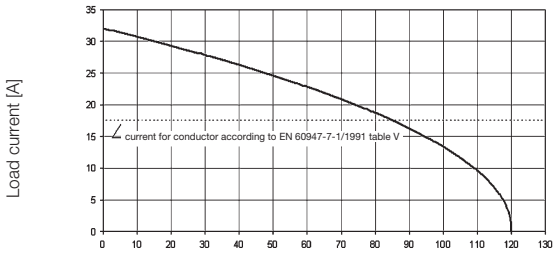

HDC-S4/0-SAS/BAS H07V-K1,5 Ambient temperature [°C]

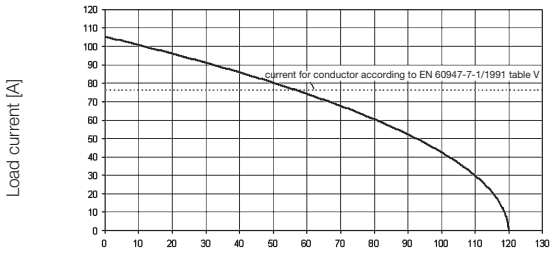

HDC-S4/0-SAS/BAS H07V-K16 Ambient temperature [°C]

Downloaded from Elcodis.com electronic components distributor

Technical data

Derating curves

Size 6
MixMate – 6 power contacts/12 signal contacts

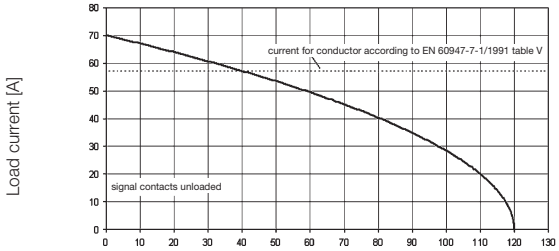

HDC-S6/12-SAS/BAS
power contacts H07V-K10

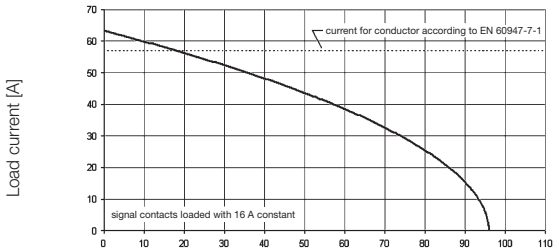

HDC-S6/12-SAS/BAS
power contacts H07V-K10

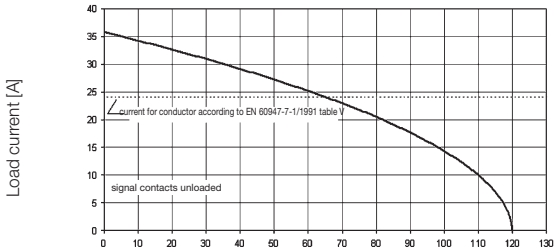

HDC-S6/12-SAS/BAS
power contacts H07V-K2,5

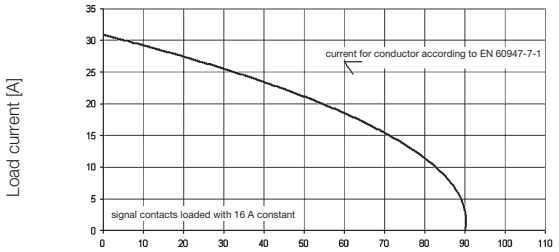

HDC-S6/12-SAS/BAS
power contacts H07V-K2,5

Size 8
MixMate – 6 power contacts/6 signal contacts

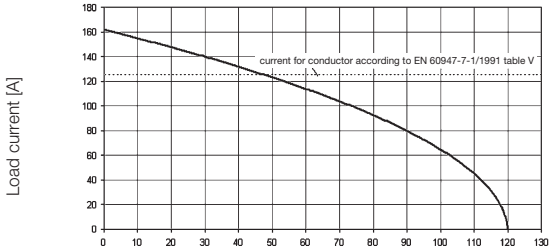

HDC-S6/6-SAS/BAS
power contacts H07V-K35

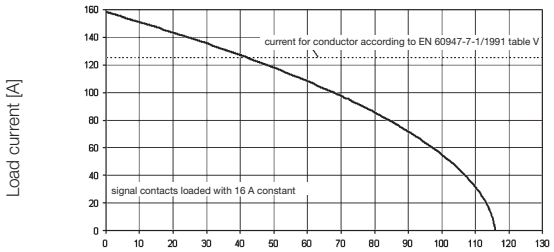

HDC-S6/6-SAS/BAS
power contacts H07V-K35

Downloaded from Elcodis.com electronic components distributor

MixMate series - the high-capacity connectors

1000 V, 65 A, Size 3

4 + ⏚

Inserts

Axial screw connection

Insert	Designation	Order No.
Male	HDC S4 SAS	**1789990000**
Female	HDC S4 BAS	**1789980000**

Dimensions

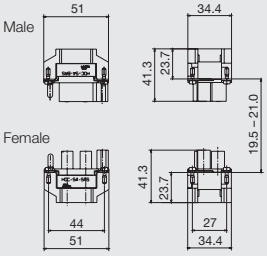

Arrangement of contacts

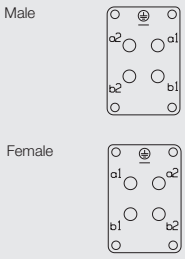

Mounting cut-out

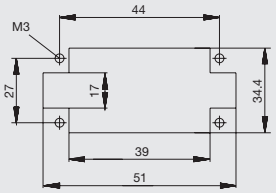

Downloaded from Elcodis.com electronic components distributor

Selection of Housings RockStar® IP65
Size 3

Hood

Hood, Cable Entry sideways

a	Version	Cover	b (mm)	Designation	Order No.
M 20	with thread		52	HDC 06B TSLU 1M20G	**1788100000**
M 20	with thread		52	HDC 06B TSLU 1M20G	**1805930000**
M 25	with thread		52	HDC 06B TSLU 1M25G	**1788090000**
M 25	with thread		72	HDC 16D TSLU 1M25G	**1787480000**

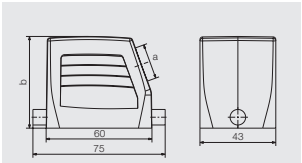

Hood, Cable Entry at top

a	Version	Cover	b (mm)	Designation	Order No.
M 20	with thread		52	HDC 06B TOLU 1M20G	**1788120000**
M 25	with thread		52	HDC 06B TOLU 1M25G	**1788110000**
M 25	with thread		72	HDC 16D TOLU 1M25G	**1787500000**
M 32	with thread		72	HDC 16D TOLU 1M32G	**1787490000**

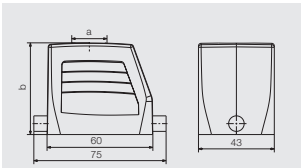

Cover

	Version		Designation	Order No.
	for hoods		HDC 06B DMDL 1LB	**1665210000**

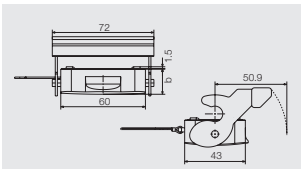

Base

Bulkhead housing

	Version	Cover	b (mm)	Designation	Order No.
			29	HDC 06B ALU	**1202100000**
		with cover	47	HDC 06B ADLU	**1202500000**

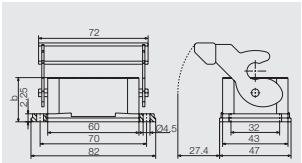

Base housing

a	Version	Cover	b (mm)	Designation	Order No.
M 20	with thread		54	HDC 06B SLU 2M20G	**1788140000**
M 20	with thread	with cover	72	HDC 06B SDLU 2M20G	**1788170000**
M 25	with thread		54	HDC 06B SLU 2M25G	**1788130000**
M 25	with thread	with cover	72	HDC 06B SDLU 2M25G	**1788160000**

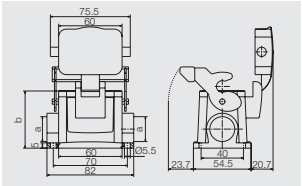

Cover

	Version		Designation	Order No.
	for bases		HDC 06B DODL 2BO	**1665200000**

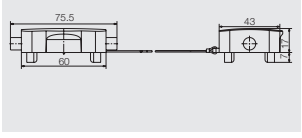

Downloaded from Elcodis.com electronic components distributor

MixMate series - the high-capacity connectors

630 V, 80 A, Size 6

4+0 + ⏚

Inserts

Axial screw connection

Insert	Designation	Order No.
Male	HDC S4 0 SAS	**1789960000**
Female	HDC S4 0 BAS	**1789970000**

Dimensions

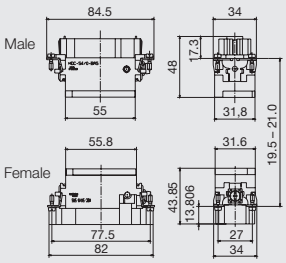

Arrangement of contacts

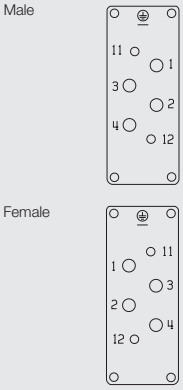

Mounting cut-out

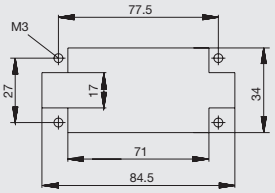

Downloaded from Elcodis.com electronic components distributor

Selection of Housings RockStar® IP65
Size 6

Hood

Hood, Cable Entry sideways

a	Version	Cover	b (mm)	Designation	Order No.
M 25	with thread		61	HDC 16B TSBU 1M25G	**1788180000**
M 25	with thread		76	HDC 40D TSBU 1M25G	**1787010000**
M 32	with thread		76	HDC 40D TSBU 1M32G	**1787000000**

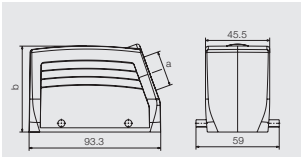

Hood, Cable Entry at top

a	Version	Cover	b (mm)	Designation	Order No.
M 25	with thread		61	HDC 16B TOBU 1M25G	**1788210000**
M 25	with thread		76	HDC 40D TOBU 1M25G	**1787070000**
M 32	with thread		76	HDC 40D TOBU 1M32G	**1787060000**

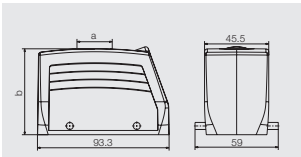

Cover



	Version		Designation	Order No.
	for hoods		HDC 16B DMDQ 2QB	**1665270000**

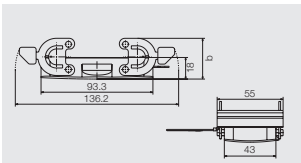

Base

Bulkhead housing

	Version	Cover	b (mm)	Designation	Order No.
			29	HDC 16B ABU	**1208600000**

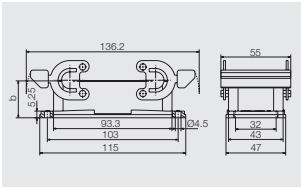

Base housing

a	Version	Cover	b (mm)	Designation	Order No.
M 25	with thread		64	HDC 16B SBU 2M25G	**1788240000**
M 25	with thread		84	HDC 40D SBU 2M25G	**1787120000**
M 32	with thread		84	HDC 40D SBU 2M32G	**1787110000**

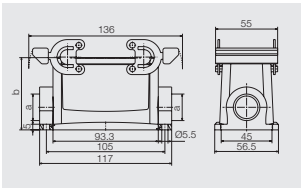

Coupling hood

a	Version	Cover	b (mm)	Designation	Order No.
M 25	with thread		79	HDC 40D KBU 1M25G	**1787200000**
M 32	with thread		79	HDC 40D KBU 1M32G	**1787190000**

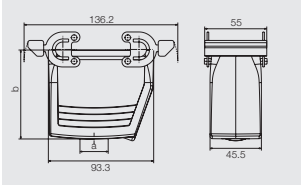

Cover

	Version		Designation	Order No.
	for bases		HDC 16B DODQ 4BO	**1665260000**

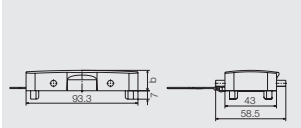

Downloaded from Elcodis.com electronic components distributor

MixMate series - the high-capacity connectors

630 V, 48 A, Size 6

6+12 + ⏚

Inserts

Axial screw connection

Insert	Designation	Order No.
Male	HDC S6 12 SAS	**1790000000**
Female	HDC S6 12 BAS	**1790010000**

Note Please note: the signal contacts are designed for a rated voltage of 400V and a rated current of 16A.

Dimensions

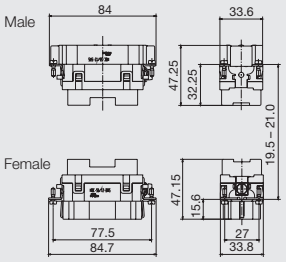

Arrangement of contacts

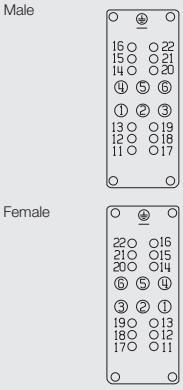

Mounting cut-out

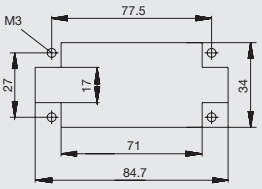

Downloaded from Elcodis.com electronic components distributor

Selection of Housings RockStar® IP65
Size 6

Hood

Hood, Cable Entry sideways

a	Version	Cover	b (mm)	Designation	Order No.
M 25	with thread		61	HDC 16B TSBU 1M25G	**1788180000**
M 25	with thread		76	HDC 40D TSBU 1M25G	**1787010000**
M 32	with thread		76	HDC 40D TSBU 1M32G	**1787000000**

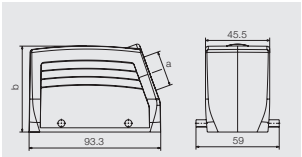

Hood, Cable Entry at top

a	Version	Cover	b (mm)	Designation	Order No.
M 25	with thread		61	HDC 16B TOBU 1M25G	**1788210000**
M 25	with thread		76	HDC 40D TOBU 1M25G	**1787070000**
M 32	with thread		76	HDC 40D TOBU 1M32G	**1787060000**

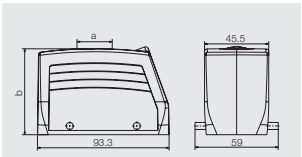

Cover



	Version		Designation	Order No.
	for hoods		HDC 16B DMDQ 2QB	**1665270000**

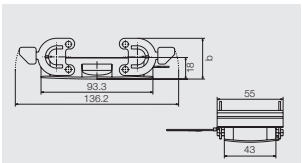

Base

Bulkhead housing

	Version	Cover	b (mm)	Designation	Order No.
			29	HDC 16B ABU	**1208600000**

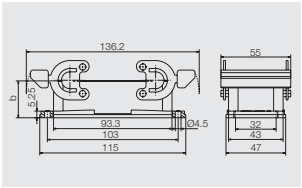

Base housing

a	Version	Cover	b (mm)	Designation	Order No.
M 25	with thread		64	HDC 16B SBU 2M25G	**1788240000**
M 25	with thread		84	HDC 40D SBU 2M25G	**1787120000**
M 32	with thread		84	HDC 40D SBU 2M32G	**1787110000**

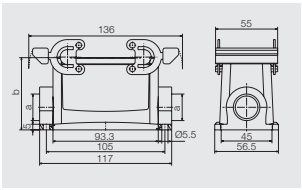

Coupling hood

a	Version	Cover	b (mm)	Designation	Order No.
M 25	with thread		79	HDC 40D KBU 1M25G	**1787200000**
M 32	with thread		79	HDC 40D KBU 1M32G	**1787190000**

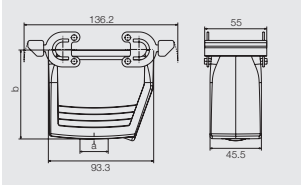

Cover

	Version		Designation	Order No.
	for bases		HDC 16B DODQ 4BO	**1665260000**

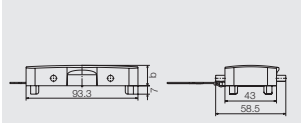

Downloaded from Elcodis.com electronic components distributor

MixMate series - the high-capacity connectors

630 V, 100 A, Size 8

6+6 + ⏚

Inserts

Axial screw connection

Insert	Designation	Order No.
Male	HDC S6 6 SAS	**1790030000**
Female	HDC S6 6 BAS	**1790020000**

Note Please note: the signal contacts are designed for a rated voltage of 400V and a rated current of 16A.

Dimensions

Male

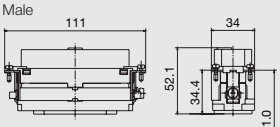

Female

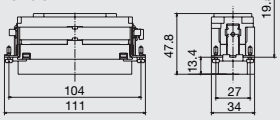

Arrangement of contacts

Male

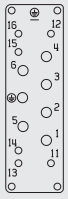

Female

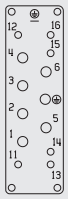

Mounting cut-out

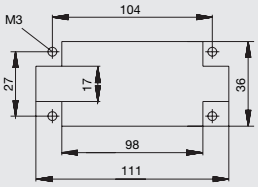

Downloaded from Elcodis.com electronic components distributor

Selection of Housings RockStar® IP65
Size 8

Hood

Hood, Cable Entry sideways

a	Version	Cover	b (mm)	Designation	Order No.
M 25	with thread		61	HDC 24B TSBU 1M25G	**1787760000**
M 32	with thread		61	HDC 24B TSBU 1M32G	**1787750000**
M 25	with thread		76	HDC 64D TSBU 1M25G	**1786780000**
M 32	with thread		76	HDC 64D TSBU 1M32G	**1786770000**

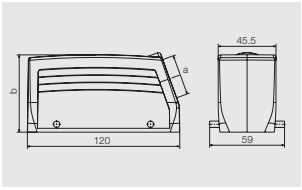

Hood, Cable Entry at top

a	Version	Cover	b (mm)	Designation	Order No.
M 25	with thread		61	HDC 24B TOBU 1M25G	**1787820000**
M 32	with thread		61	HDC 24B TOBU 1M32G	**1787810000**
M 32	with thread		76	HDC 64D TOBU 1M32G	**1786830000**

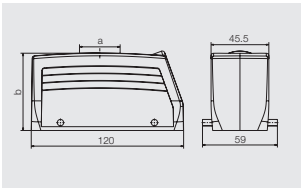

Cover



	Version		Designation	Order No.
	for hoods		HDC 24B DMDQ 2QB	**1665640000**

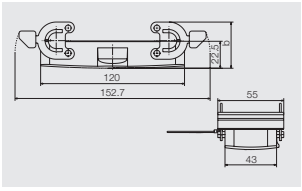

Base

Bulkhead housing

	Version	Cover	b (mm)	Designation	Order No.
			29.3	HDC 24B ABU	**1212400000**

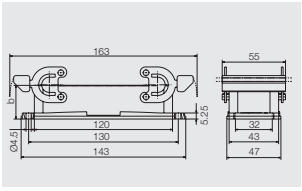

Base housing

a	Version	Cover	b (mm)	Designation	Order No.
M 25	with thread		64	HDC 24B SBU 2M25G	**1787870000**
M 25	with thread		84	HDC 64D SBU 2M25G	**1786890000**
M 32	with thread		84	HDC 64D SBU 2M32G	**1786880000**

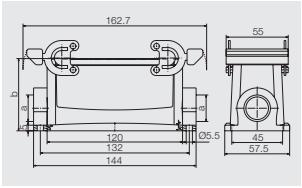

Coupling hood

a	Version	Cover	b (mm)	Designation	Order No.
M 25	with thread		65	HDC 24B KBU 1M25G	**1787920000**
M 32	with thread		79	HDC 64D KBU 1M32G	**1786960000**

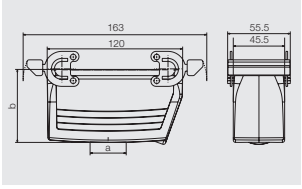

Cover

	Version		Designation	Order No.
	for bases		HDC 24B DODQ 4BO	**1665630000**

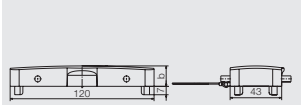

Downloaded from Elcodis.com electronic components distributor

HQ series – the powerful little connectors

Small dimensions, but nevertheless capable. The electrical ratings speak for themselves and they are also suitable for the proven HE crimp contacts.

That makes for manageability and clarity.



Technical data

Standards / approvals	
Standards	DIN EN 61984
	DIN EN 60664-1
Approvals	UL/CSA
Inserts	
No. of poles	5, 8 (+PE)
Rated voltage	
– HQ 5	400 V (250 V Pole / PE)
– HQ 8	500 V
Rated voltage to UL/CSA	600 V
Rated current	16 A
Rated impulse withstand voltage	
– HQ 5	4 KV
– HQ 8	6 KV
Pollution severity	3
Insulation resistance	$\geq 10^{10}$ Ω
Material	Glass-fibre reinforced PC (in UL list and approved for railway applications)
Temperature range	–40 °C ... +125 °C
Flammability to UL 94	V – 0
Mechanical service life	
– Plugging cycles Ag - Surface	≥ 500
– Plugging cycles Au - Surface	≥ 500
Contact resistance	
Crimp connection	≤ 4 mΩ
Contacts / Material	
Sockets and plug-in contact	Copper alloy
Surface	Passivated silver, or 0.8 µm gold on 2 µm nickel
Crimp connection	
– Flexible conductor connection	0.5 - 4 mm² (AWG 20 … 12)
– Stripping length	7.5 mm
Clamping torque	
– Screw connection	
SD blades	
– Screw connection	
– Push In	
– Tension clamp connection	
PE connection	
– Clamping range	0.5 … 4 mm²
– solid / stranded	0.5 … 4 mm² / 0.5 … 4 mm²
– flexible / flexible with wire end ferrule, DIN 46228 pt. 1	0.5 … 4 mm² / 0.5 … 4 mm²
– AWG conductor	AWG 20 .. 12
– Stripping length	10 mm
– Clamping torque	1.2 … 1.5 Nm
– Blade dimensions	SD 0.8 x 4 mm or PZ 1

Note: Switch off power supply before handling plug-in connectors.

Downloaded from Elcodis.com electronic components distributor

Overview

		Rated voltage	Rated current	No. of poles	Tension clamp connection	Screw conn. with wire guard spring	Crimp connection	Push In	Axial screw connection	Page
		400 V	16 A	5 + ⏚			•			B.106
		500 V	16 A	8 + ⏚			•			B.108

Downloaded from Elcodis.com electronic components distributor

HQ series - the powerful little connectors

400 V, 16 A, Size 1

5 + ⏚

Inserts

Crimp connection

Insert	Designation	Order No.
Male	HDC HQ 5 MC	**1912440000**
Female	HDC HQ 5 FC	**1912460000**

Dimensions

Male

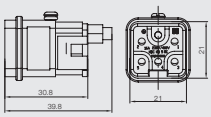

Female

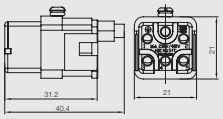

Accessories

Crimp contacts

Surface silver

Surface gold

Qty.	Male	Order No.	Female	Order No.
100	HDC-C-HE-SM0.5AG	**1200500000**	HDC-C-HE-BM0.5AG	**1201100000**
100	HDC-C-HE-SM0.75-1AG	**1200600000**	HDC-C-HE-BM0.75-1AG	**1201200000**
100	HDC-C-HE-SM1.5AG	**1200700000**	HDC-C-HE-BM1.5AG	**1201300000**
100	HDC-C-HE-SM2.5AG	**1200800000**	HDC-C-HE-BM2.5AG	**1201400000**
100	HDC-C-HE-SM4.0AG	**1200900000**	HDC-C-HE-BM4.0AG	**1201500000**
100	HDC-C-HE-SM0.5AU	**1651420000**	HDC-C-HE-BM0.5AU	**1651470000**
100	HDC-C-HE-SM0.75-1AU	**1651430000**	HDC-C-HE-BM0.75-1AU	**1651480000**
100	HDC-C-HE-SM1.5AU	**1651440000**	HDC-C-HE-BM1.5AU	**1651490000**
100	HDC-C-HE-SM2.5AU	**1651450000**	HDC-C-HE-BM2.5AU	**1651500000**
100	HDC-C-HE-SM4.0AU	**1651460000**	HDC-C-HE-BM4.0AU	**1651510000**

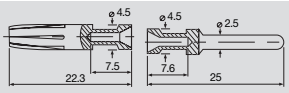

Single contacts

Conductor mm²	AWG No.
0.50	20
0.75-1.00	18
1.50	16
2.50	14
4.00	12

Tools

Crimping tool	Order No.
CTX CM 1.6/2.5	**9018490000**
Contact removal tool	
Removal Tool HE	**1866750000**

Downloaded from Elcodis.com electronic components distributor

Selection of Housings RockStar® IP65
Size 1

Hood

material: Diecast aluminium

Hood, Cable Entry sideways

a	Version	Cover	b (mm)	Designation	Order No.
M 20	with thread		49.2	HDC 04A TWLU 1M20G	**1788810000**

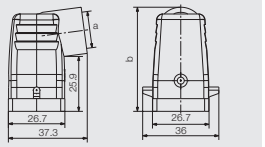

Hood, Cable Entry at top

a	Version	Cover	b (mm)	Designation	Order No.
M 20	with thread		50	HDC 04A TOLU 1M20G	**1788820000**

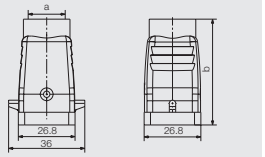

Base

Bulkhead housing

	Version	Cover	b (mm)	Designation	Order No.
			23	HDC 04A ALU	**1497600000**

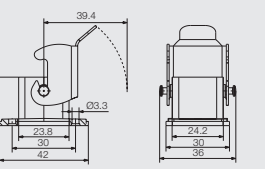

Base housing

a	Version	Cover	b (mm)	Designation	Order No.
M 20	with thread		25.8	HDC 04A SLU 1M20G	**1788830000**

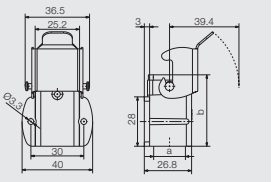

Coupling hood

a	Version	Cover	b (mm)	Designation	Order No.
M 20	with thread		53.5	HDC 04A KOLU 1M20G	**1788840000**

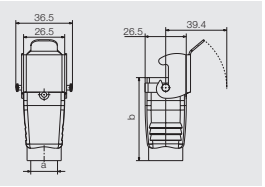

Screw Mounting Housing

a	Version	Cover	b (mm)	Designation	Order No.
M 20	with thread		54	HDC 04A ELU 1M20G	**1900320000**
PG 13,5	with thread		54	HDC 04A ELU 1PG13G	**1900330000**
PG 13,5	with thread		54	HDC 04A ELU 1PG13G EXI	**1900350000**

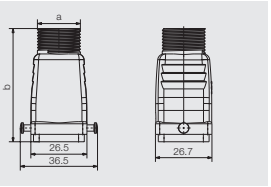

Cover

	Version		Designation	Order No.
	for female insert		HDC 04A DMDL 2BO	**1665750000**
	for male insert		HDC 04A DODL 2BO	**1665740000**

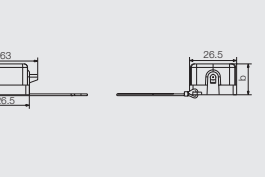

Downloaded from Elcodis.com electronic components distributor

HQ series - the powerful little connectors

500 V, 16 A

8 + ⏚

Inserts

Crimp connection

Insert	Designation	Order No.
Male	HDC HQ 8 MC	**1919970000**
Female	HDC HQ 8 FC	**1919980000**

Dimensions

Male

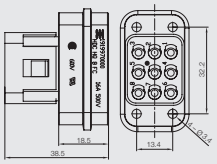

Female

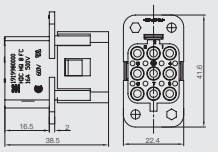

Accessories

Crimp contacts

Surface silver

Surface gold

Qty.	Male	Order No.	Female	Order No.
100	HDC-C-HE-SM0.5AG	**1200500000**	HDC-C-HE-BM0.5AG	**1201100000**
100	HDC-C-HE-SM0.75-1AG	**1200600000**	HDC-C-HE-BM0.75-1AG	**1201200000**
100	HDC-C-HE-SM1.5AG	**1200700000**	HDC-C-HE-BM1.5AG	**1201300000**
100	HDC-C-HE-SM2.5AG	**1200800000**	HDC-C-HE-BM2.5AG	**1201400000**
100	HDC-C-HE-SM4.0AG	**1200900000**	HDC-C-HE-BM4.0AG	**1201500000**
100	HDC-C-HE-SM0.5AU	**1651420000**	HDC-C-HE-BM0.5AU	**1651470000**
100	HDC-C-HE-SM0.75-1AU	**1651430000**	HDC-C-HE-BM0.75-1AU	**1651480000**
100	HDC-C-HE-SM1.5AU	**1651440000**	HDC-C-HE-BM1.5AU	**1651490000**
100	HDC-C-HE-SM2.5AU	**1651450000**	HDC-C-HE-BM2.5AU	**1651500000**
100	HDC-C-HE-SM4.0AU	**1651460000**	HDC-C-HE-BM4.0AU	**1651510000**

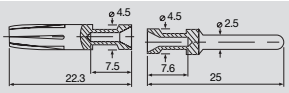

Single contacts

Conductor mm²	AWG No.
0.50	20
0.75 -1.00	18
1.50	16
2.50	14
4.00	12

Tools

Crimping tool	Order No.
CTX CM 1.6/2.5	**9018490000**
Contact removal tool	
Removal Tool HE	**1866750000**

Downloaded from Elcodis.com electronic components distributor

Downloaded from Elcodis.com electronic components distributor

CabinetMate DSTV-HE series – connector at front, terminal at rear

CabinetMate DSTV-HE offers a simple solution for connecting conductors from inside the switch cabinet. From the outside of the switch cabinet, users can connect to their equipment using HE series inserts.

Technical data

Standards / approvals	
Standards	DIN EN 61984
	DIN EN 60664-1
Approvals	
Contact inserts	
No. of poles	6, 10, 16, 24 (+PE)
Rated voltage	500 V
Rated current	16 A
Rated impulse withstand voltage	6 kV
Pollution severity	3
Insulation resistance	10^{10} Ω
Material	Glass fibre reinforced thermoplastic moulding (UL listed)
Temperature range	– 40° .... +110°C
Flammability to UL 94	V-2
Mechanical service life	
Plugging cycles Ag	≤ 200
Rated voltage to UL / CSA	600 V AC/DC
Contacts	
Material	Copper alloy
Surface	3 µm Ag
Clamping range	
Screw connection	0.5 ... 4 mm² / AWG 20 ... 12
Tension clamp connection	0.5 ... 2.5 mm² / AWG 20 ... 14
Clamping torque	0.4 ... 0.7 Nm
Stripping length	
Screw connection	12.0 mm
Tension clamp connection	6.0 mm

Derating curves

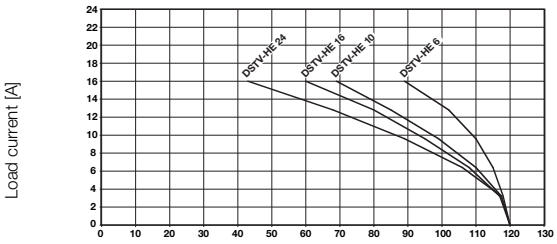

Tension spring connection 2,5 mm² conductor

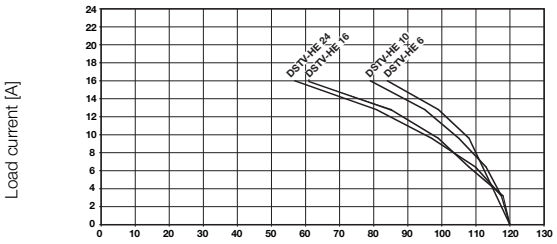

Screw connection 2,5 mm² conductor

Downloaded from Elcodis.com electronic components distributor

Overview

	Rated voltage	Rated current	No. of poles	Tension clamp connection	Screw conn. with wire guard spring	Crimp connection	Push In	Axial screw connection	Page
	500 V	16 A	6 + ⏚	•	•				B.112
	500 V	16 A	10 + ⏚	•	•				B.114
	500 V	16 A	16 + ⏚	•	•				B.116
	500 V	16 A	24 + ⏚	•	•				B.118

Downloaded from Elcodis.com electronic components distributor

CabinetMate DSTV-HE series – connector at front, terminal at rear

500 V, 16 A, Size 3

6 + ⏚

Inserts

Tension clamp connection

Insert	Designation	Order No.
Male	DSTV HE SR6 ZF	**1837510000**
Female	DSTV HE BR6 ZF	**1837430000**
Male	DSTV HE SL6 ZF	**1837470000**
Female	DSTV HE BL6 ZF	**1837390000**

Screw connection

Insert	Designation	Order No.
Male	DSTV HE SR6 S	**1848740000**
Female	DSTV HE BR6 S	**1848600000**
Male	DSTV HE SL6 S	**1848660000**
Female	DSTV HE BL6 S	**1848550000**

SR – PE conductor right
BR – PE conductor right
SL – PE conductor left
BL – PE conductor left

ZF – Tension clamp connection
S – Screw connection

Dimensions

earthing contact on the left

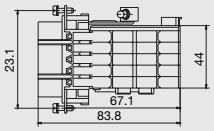

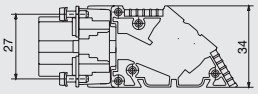

earthing contact on the right

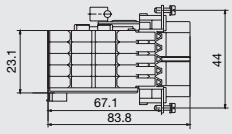

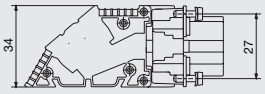

Downloaded from Elcodis.com electronic components distributor

Selection of Housings RockStar® IP65

Base

Bulkhead housing

Version	Cover	b (mm)	Designation	Order No.
		29	HDC 06B ALU	**1202100000**
	with cover	47	HDC 06B ADLU	**1202500000**

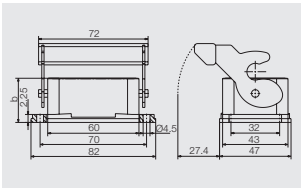

Downloaded from Elcodis.com electronic components distributor

CabinetMate DSTV-HE series – connector at front, terminal at rear

500 V, 16 A, Size 4

10 + ⏚

Inserts

Tension clamp connection

Insert	Designation	Order No.
Male	DSTV HE SR10 ZF	**1837520000**
Female	DSTV HE BR10 ZF	**1837440000**
Male	DSTV HE SL10 ZF	**1837480000**
Female	DSTV HE BL10 ZF	**1837400000**

Screw connection

Insert	Designation	Order No.
Male	DSTV HE SR10 S	**1848750000**
Female	DSTV HE BR10 S	**1848610000**
Male	DSTV HE SL10 S	**1848680000**
Female	DSTV HE BL10 S	**1848570000**

SR – PE conductor right
BR – PE conductor right
SL – PE conductor left
BL – PE conductor left

ZF – Tension clamp connection
S – Screw connection

Dimensions

earthing contact on the left

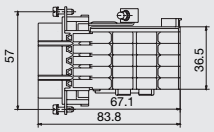

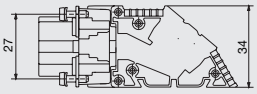

earthing contact on the right

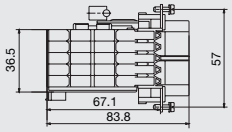

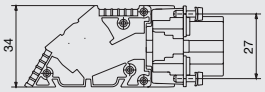

Downloaded from Elcodis.com electronic components distributor

Selection of Housings RockStar® IP65

Base

Bulkhead housing

Version	Cover	b (mm)	Designation	Order No.
		29.3	HDC 10B ABU	**1205000000**

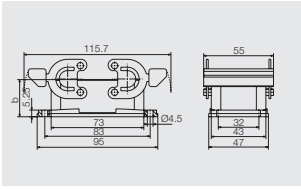

Downloaded from Elcodis.com electronic components distributor

CabinetMate DSTV-HE series – connector at front, terminal at rear

500 V, 16 A, Size 6

16 + ⏚

Inserts

Tension clamp connection

Insert	Designation	Order No.
Male	DSTV HE SR16 ZF	**1837530000**
Female	DSTV HE BR16 ZF	**1837450000**
Male	DSTV HE SL16 ZF	**1837490000**
Female	DSTV HE BL16 ZF	**1837410000**

Screw connection

Insert	Designation	Order No.
Male	DSTV HE SR16 S	**1848760000**
Female	DSTV HE BR16 S	**1848620000**
Male	DSTV HE SL16 S	**1848700000**
Female	DSTV HE BL16 S	**1848580000**

SR – PE conductor right
BR – PE conductor right
SL – PE conductor left
BL – PE conductor left

ZF – Tension clamp connection
S – Screw connection

Dimensions

earthing contact on the left

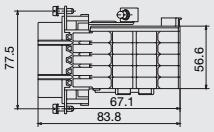

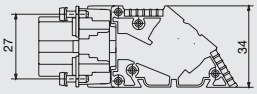

earthing contact on the right

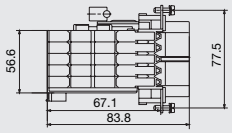

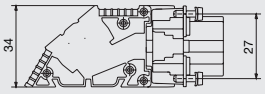

Downloaded from Elcodis.com electronic components distributor

Selection of Housings RockStar® IP65

Base

Bulkhead housing

Version	Cover	b (mm)	Designation	Order No.
		29	HDC 16B ABU	**1208600000**

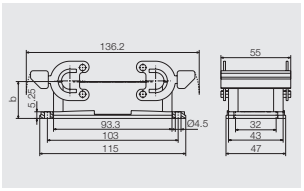

Downloaded from Elcodis.com electronic components distributor

CabinetMate DSTV-HE series – connector at front, terminal at rear

500 V, 16 A, Size 8

24 + ⏚

Inserts

Tension clamp connection

Insert	Designation	Order No.
Male	DSTV HE SR24 ZF	**1837540000**
Female	DSTV HE BR24 ZF	**1837460000**
Male	DSTV HE SL24 ZF	**1837500000**
Female	DSTV HE BL24 ZF	**1837420000**

Screw connection

Insert	Designation	Order No.
Male	DSTV HE SR24 S	**1848770000**
Female	DSTV HE BR24 S	**1848630000**
Male	DSTV HE SL24 S	**1848730000**
Female	DSTV HE BL24 S	**1848590000**

SR – PE conductor right
BR – PE conductor right
SL – PE conductor left
BL – PE conductor left

ZF – Tension clamp connection
S – Screw connection

Dimensions

earthing contact on the left

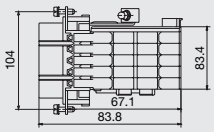

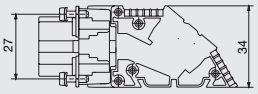

earthing contact on the right

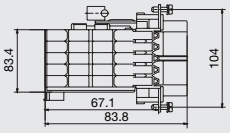

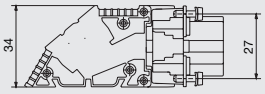

Downloaded from Elcodis.com electronic components distributor

Selection of Housings RockStar® IP65

Base

Bulkhead housing

Version	Cover	b (mm)	Designation	Order No.
		29.3	HDC 24B ABU	**1212400000**

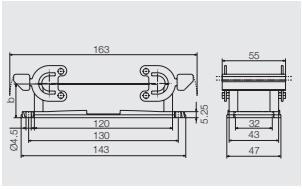

Downloaded from Elcodis.com electronic components distributor

CabinetMate DSTV-HD series – connector at front, terminal at rear

CabinetMate DSTV-HD offers a simple solution for connecting conductors from inside the switch cabinet. Usable with inserts from the HD series.

Technical data

Standards / approvals	
Standards	DIN EN 61984
	DIN EN 60664-1
Approvals	
Contact inserts	
No. of poles	16, 24, 40, 64 (+ PE)
Rated voltage (VDE 110/2.79)	250 V ~/ 300 V -
Rated current	10 A
Test voltage	2.5 kV
Insulation group	C
Specific contact resistance	10^{16} Ω/cm
Insulation resistance	10^{13} Ω
Material	Glass fibre reinforced thermoplastic moulding (UL listed)
Temperature range	–40° .... +125°C
Flammability to UL 94	V-0
Mechanical service life	
plugging cycles Ag	≤ 100
Nominal voltage to UL / CSA	600 V AC/DC
Contacts	
Material	Copper alloy
Surface	
hard silver plated	3 µm Ag
Contact resistance	< 2 mΩ
Clamping range	0.5 ... 1.5 mm² / AWG 20 ... 16
Clamping torque	0.4 Nm
Stripping length	10.0 mm

Derating curves

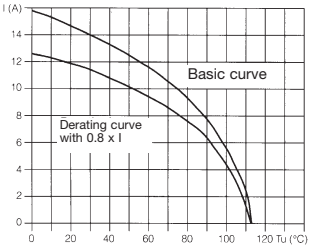

Test specimen DSTV-HD 16/HDC-HD-16
Conductor H07V-K 1.5 mm²

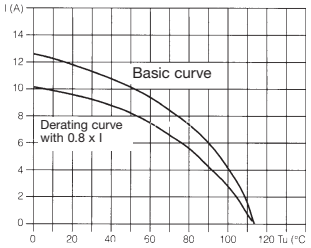

Test specimen DSTV-HD 64/HDC-HD-64
Conductor H07V-K 1.5 mm²

Downloaded from Elcodis.com electronic components distributor

Overview

	Rated voltage	Rated current	No. of poles	Tension clamp connection	Screw conn. with wire guard spring	Crimp connection	Push In	Axial screw connection	Page
	250 V	10 A	16 + ⏚		•				B.122
	250 V	10 A	24 + ⏚		•				B.124
	250 V	10 A	40 + ⏚		•				B.126
	250 V	10 A	64 + ⏚		•				B.128

Downloaded from Elcodis.com electronic components distributor

CabinetMate DSTV-HD series – connector at front, terminal at rear

250 V, 10 A, Size 3

16 + ⏚

Inserts

Screw connection

Insert	Designation	Order No.
Male	DSTV-HD-SR 16 AU	**1566370000**
Female	DSTV-HD-BR 16 AU	**1566330000**
Female	DSTV-HD-BR 16 SN	**1566650000**
Male	DSTV-HD-SL 16 AU	**1566450000**
Female	DSTV-HD-BL 16 SN	**1566730000**

SR – PE conductor right
BR – PE conductor right
SL – PE conductor left
BL – PE conductor left

Dimensions

earthing contact on the left

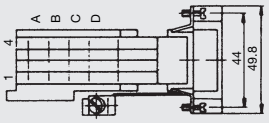

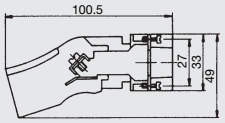

earthing contact on the right

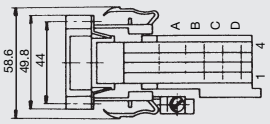

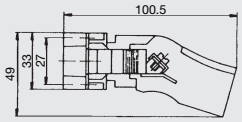

Accessories

Snap-on tags

Qty.	Designation	Order No.	Designation	Order No.
1000	SF 10 BEZ. 0-9	**0332400000**	SG 10 BEZ. 4	**0332500004**
1000	SF 10 BEZ. 1-10	**0331500001**	SG 10 BEZ. 5	**0332500005**
1000	SF 10 BEZ. 11-20	**0331500011**	SG 10 BEZ. 6	**0332500006**
1000	SG 10 BEZ. 0	**0332501000**	SG 10 BEZ. 7	**0332500007**
1000	SG 10 BEZ. 1	**0332500001**	SG 10 BEZ. 8	**0332500008**
1000	SG 10 BEZ. 2	**0332500002**	SG 10 BEZ. 9	**0332500009**
1000	SG 10 BEZ. 3	**0332500003**	SO 10	**0332300000**

Downloaded from Elcodis.com electronic components distributor

Selection of Housings RockStar® IP65

Base

Bulkhead housing

Version	Cover	b (mm)	Designation	Order No.
		29	HDC 06B ALU	**1202100000**
	with cover	47	HDC 06B ADLU	**1202500000**

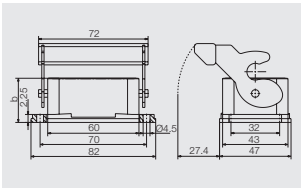

Downloaded from Elcodis.com electronic components distributor

CabinetMate DSTV-HD series – connector at front, terminal at rear

250 V, 10 A, Size 4

24 + ⏚

Inserts

Screw connection

Insert	Designation	Order No.
Male	DSTV-HD-SR 24 SN	**1566700000**
Female	DSTV-HD-BR 24 SN	**1566660000**
Female	DSTV-HD-BL 24 AU	**1566420000**
Female	DSTV-HD-BL 24 SN	**1566740000**

SR – PE conductor right
BR – PE conductor right
SL – PE conductor left
BL – PE conductor left

Dimensions

earthing contact on the left

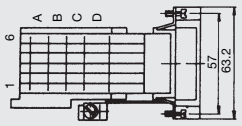

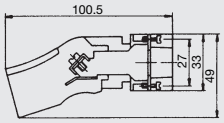

earthing contact on the right

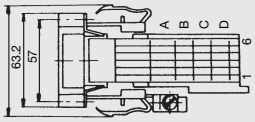

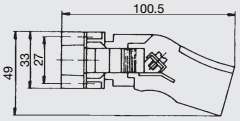

Accessories

Snap-on tags

Qty.	Designation	Order No.	Designation	Order No.
1000	SF 10 BEZ. 0-9	**0332400000**	SG 10 BEZ. 4	**0332500004**
1000	SF 10 BEZ. 1-10	**0331500001**	SG 10 BEZ. 5	**0332500005**
1000	SF 10 BEZ. 11-20	**0331500011**	SG 10 BEZ. 6	**0332500006**
1000	SG 10 BEZ. 0	**0332501000**	SG 10 BEZ. 7	**0332500007**
1000	SG 10 BEZ. 1	**0332500001**	SG 10 BEZ. 8	**0332500008**
1000	SG 10 BEZ. 2	**0332500002**	SG 10 BEZ. 9	**0332500009**
1000	SG 10 BEZ. 3	**0332500003**	SO 10	**0332300000**

Downloaded from Elcodis.com electronic components distributor

Selection of Housings RockStar® IP65

Base

Bulkhead housing

Version	Cover	b (mm)	Designation	Order No.
		29.3	HDC 10B ABU	**1205000000**

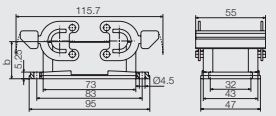

Downloaded from Elcodis.com electronic components distributor

CabinetMate DSTV-HD series – connector at front, terminal at rear

250 V, 10 A, Size 6

40 + ⏚

Inserts

Screw connection

Insert	Designation	Order No.
Male	DSTV-HD-SR 40 AU	**1566390000**
Male	DSTV-HD-SR 40 SN	**1566710000**
Female	DSTV-HD-BR 40 AU	**1566350000**
Female	DSTV-HD-BR 40 SN	**1566670000**
Male	DSTV-HD-SL 40 AU	**1566470000**
Male	DSTV-HD-SL 40 SN	**1566790000**
Female	DSTV-HD-BL 40 AU	**1566430000**
Female	DSTV-HD-BL 40 SN	**1566750000**

SR – PE conductor right
BR – PE conductor right
SL – PE conductor left
BL – PE conductor left

Dimensions

earthing contact on the left

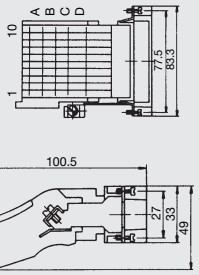

earthing contact on the right

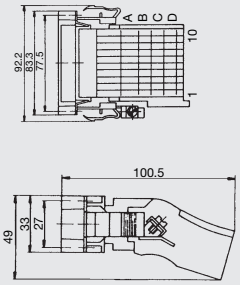

Accessories

Snap-on tags

Qty.	Designation	Order No.	Designation	Order No.
1000	SF 10 BEZ. 0-9	**0332400000**	SG 10 BEZ. 4	**0332500004**
1000	SF 10 BEZ. 1-10	**0331500001**	SG 10 BEZ. 5	**0332500005**
1000	SF 10 BEZ. 11-20	**0331500011**	SG 10 BEZ. 6	**0332500006**
1000	SG 10 BEZ. 0	**0332501000**	SG 10 BEZ. 7	**0332500007**
1000	SG 10 BEZ. 1	**0332500001**	SG 10 BEZ. 8	**0332500008**
1000	SG 10 BEZ. 2	**0332500002**	SG 10 BEZ. 9	**0332500009**
1000	SG 10 BEZ. 3	**0332500003**	SO 10	**0332300000**

Downloaded from Elcodis.com electronic components distributor

Selection of Housings RockStar® IP65

Base

Bulkhead housing

Version	Cover	b (mm)	Designation	Order No.
		29	HDC 16B ABU	**1208600000**

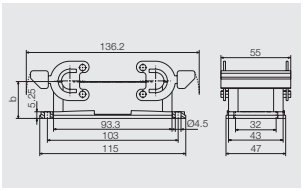

Downloaded from Elcodis.com electronic components distributor

CabinetMate DSTV-HD series – connector at front, terminal at rear

250 V, 10 A, Size 8

64 + ⏚

Inserts

Screw connection

Insert	Designation	Order No.
Male	DSTV-HD-SR 64 AU	**1566400000**
Male	DSTV-HD-SR 64 SN	**1566720000**
Female	DSTV-HD-BR 64 AU	**1566360000**
Female	DSTV-HD-BR 64 SN	**1566680000**
Male	DSTV-HD-SL 64 AU	**1566480000**
Male	DSTV-HD-SL 64 SN	**1566800000**
Female	DSTV-HD-BL 64 AU	**1566440000**
Female	DSTV-HD-BL 64 SN	**1566760000**

SR – PE conductor right
BR – PE conductor right
SL – PE conductor left
BL – PE conductor left

Dimensions

earthing contact on the left

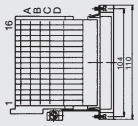

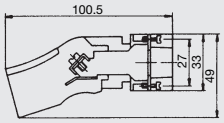

earthing contact on the right

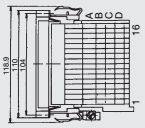

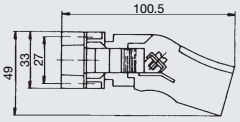

Accessories

Snap-on tags

Qty.	Designation	Order No.	Designation	Order No.
1000	SF 10 BEZ. 0-9	**0332400000**	SG 10 BEZ. 4	**0332500004**
1000	SF 10 BEZ. 1-10	**0331500001**	SG 10 BEZ. 5	**0332500005**
1000	SF 10 BEZ. 11-20	**0331500011**	SG 10 BEZ. 6	**0332500006**
1000	SG 10 BEZ. 0	**0332501000**	SG 10 BEZ. 7	**0332500007**
1000	SG 10 BEZ. 1	**0332500001**	SG 10 BEZ. 8	**0332500008**
1000	SG 10 BEZ. 2	**0332500002**	SG 10 BEZ. 9	**0332500009**
1000	SG 10 BEZ. 3	**0332500003**	SO 10	**0332300000**

Downloaded from Elcodis.com electronic components distributor

Selection of Housings RockStar® IP65

Base

Bulkhead housing

Version	Cover	b (mm)	Designation	Order No.
		29.3	HDC 24B ABU	**1212400000**

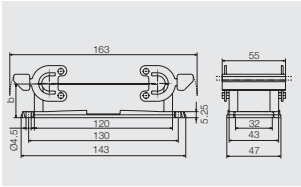

Downloaded from Elcodis.com electronic components distributor

Downloaded from Elcodis.com electronic components distributor

RockStar® ConCept modular system

RockStar® ConCept modular system

Overview	C.2
ConCept modules	C.3
ConCept bus modules	C.12
ConCept construction frame	C.18
ModuFlex C	C.30

Downloaded from Elcodis.com electronic components distributor

RockStar® ConCept modular system



ConCept is a modular system consisting of modules and frames. Together they form a complete insert that integrates without difficulty into an HDC housing.

The system allows you to choose combinations of different modules yourself and insert them in a frame.

The following modules are available:

- ConCept modules for conventional conductors
- ConCept bus modules for fieldbus connections
- ConCept fibre optic modules
- ConCept pneumatic modules

You have two alternatives:

1. Combine modules with a ConCept module frame which you then integrate as an insert into an HDC housing.

2. Insert the modules individually into ModuFlex-C coupling frames and lock these frames together to form a block. In IP20 environments, this block is optionally used:
   - on mounting rails
   - in cable trays
   - on flat surfaces

The advantages:

- You save space – you need only one plug-in connector with ConCept inserts instead of several plug-in connectors with conventional fixed pole inserts.
- You save costs – because you only need one plug-in connector instead of many.

Downloaded from Elcodis.com electronic components distributor

CM-3 ConCept module / turned contacts

Technical Data

Contact inserts

Rated current	40 A
Rated voltage	630 V
Rated impulse withstand voltage	8.0 kV
Pollution severity	3
Insulation resistance	10^{12} Ω
Overvoltage category	III
Volume resistance	≤ 4 mΩ
UL 94 flammability class	V-0

Contacts

Contact dia.	3.6 mm
Connection cross-section	1.5-10 mm²
AWG conductor	AWG 16-AWG 8
Base material	copper alloy
Silver surface	3 µm
Gold surface	

Note
Ring cable lugs must be used at the connection to the PE conductor for conductor cross-sections of 6 mm² to 10 mm². The rated voltage of 630V is also valid for 3-phase 4- or 3-conductor AC systems with rated voltages up to 630 V - acc. to DIN EN 60664-1.

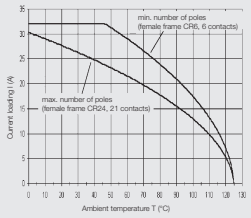

ConCept module CM-3
Conductor H07V-K 4.0 mm²

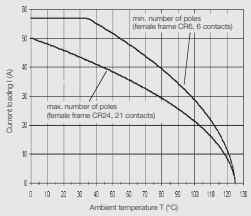

ConCept module CM-3
Conductor H07V-K 10.0 mm²

Modules

Crimp connection

Insert	Designation	Order No.
Male	HDC CM 3 MC	**1758360000**
Female	HDC CM 3 FC	**1758370000**
Male	HDC CM 3 MC MR	**1879030000**
Female	HDC CM 3 FC MR	**1879040000**

Note MR = module release lever

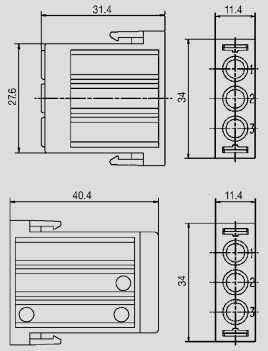

Accessories

Crimp contacts

Surface silver

Qty.	Male	Order No.	Female	Order No.
100	HDC-C-M3-SM1.5AG	**1698120000**	HDC-C-M3-BM1.5AG	**1698130000**
100	HDC-C-M3-SM2.5AG	**1698140000**	HDC-C-M3-BM2.5AG	**1698150000**
100	HDC-C-M3-SM4.0AG	**1682260000**	HDC-C-M3-BM4.0AG	**1682270000**
100	HDC-C-M3-SM6.0AG	**1682280000**	HDC-C-M3-BM6.0AG	**1682290000**
100	HDC-C-M3-SM10.0AG	**1682300000**	HDC-C-M3-BM10.0AG	**1682310000**

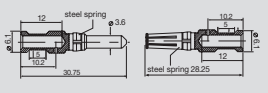

conductor cross-section	Insulation stripping length	
1.50 mm²	AWG 16	10 mm
2.50 mm²	AWG 14	10 mm
4.00 mm²	AWG 12	10 mm
6.00 mm²	AWG 10	10 mm
10.00 mm²	AWG 7	10 mm

Tools

Crimping tool	Order No.
CTX CM 3.6	**9018480000**
Contact removal tool	
Removal Tool CM 3	**1866710000**

Downloaded from Elcodis.com electronic components distributor

ConCept modules

CM-HE ConCept module / turned contacts

Technical Data

Contact inserts

Rated current	25 A
Rated voltage	630 V
Rated impulse withstand voltage	8.0 kV
Pollution severity	3
Insulation resistance	10^{12} Ω
Overvoltage category	III
Volume resistance	≤ 4 mΩ
UL 94 flammability class	V-0

Contacts

Contact dia.	2.5 mm
Connection cross-section	0.5-4 mm²
AWG conductor	AWG 20-AWG 12
Base material	copper alloy
Silver surface	3 µm
Gold surface	0.8 µm

Note
ferrules must be used with PE conductor cross-sections ≤ 0.75 mm².

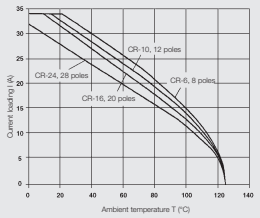

ConCept module CM-HE
Conductor H07V-K 4.0 mm²

Modules

Crimp connection

Insert	Designation	Order No.
Male	HDC CM HE 4 MC	**1861920000**
Female	HDC CM HE 4 FC	**1861900000**
Male	HDC CM HE 4 MC MR	**1758340000**
Female	HDC CM HE 4 FC MR	**1758350000**

Note MR = module release lever

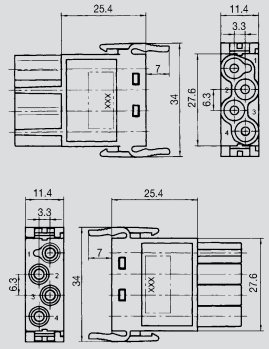

Accessories

Crimp contacts

Surface silver

Surface gold

Qty.	Male	Order No.	Female	Order No.
100	HDC-C-HE-SM0.5AG	**1200500000**	HDC-C-HE-BM0.5AG	**1201100000**
100	HDC-C-HE-SM0.75-1AG	**1200600000**	HDC-C-HE-BM0.75-1AG	**1201200000**
100	HDC-C-HE-SM1.5AG	**1200700000**	HDC-C-HE-BM1.5AG	**1201300000**
100	HDC-C-HE-SM2.5AG	**1200800000**	HDC-C-HE-BM2.5AG	**1201400000**
100	HDC-C-HE-SM4.0AG	**1200900000**	HDC-C-HE-BM4.0AG	**1201500000**
100	HDC-C-HE-SM0.5AU	**1651420000**	HDC-C-HE-BM0.5AU	**1651470000**
100	HDC-C-HE-SM0.75-1AU	**1651430000**	HDC-C-HE-BM0.75-1AU	**1651480000**
100	HDC-C-HE-SM1.5AU	**1651440000**	HDC-C-HE-BM1.5AU	**1651490000**
100	HDC-C-HE-SM2.5AU	**1651450000**	HDC-C-HE-BM2.5AU	**1651500000**
100	HDC-C-HE-SM4.0AU	**1651460000**	HDC-C-HE-BM4.0AU	**1651510000**

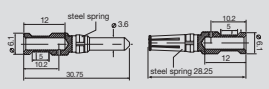

conductor cross-section	Insulation stripping length	
1.50 mm²	AWG 16	10 mm
2.50 mm²	AWG 14	10 mm
4.00 mm²	AWG 12	10 mm
6.00 mm²	AWG 10	10 mm
10.00 mm²	AWG 7	10 mm

Tools

Crimping tool	Order No.
CTX CM 1.6/2.5	**9018490000**
Contact removal tool	
Removal Tool HE	**1866750000**

Downloaded from Elcodis.com electronic components distributor

CM-4 ConCept module with tension spring connection

Technical Data

Contact inserts

Rated current	14 A
Rated voltage	400 V
Rated impulse withstand voltage	6.0 kV
Pollution severity	3
Insulation resistance	10^{12} Ω
Overvoltage category	III
Volume resistance	5 mΩ
UL 94 flammability class	V-0

Contacts

Contact dia.	2.5 mm
Connection cross-section	0.5-2.5 mm²
AWG conductor	AWG 20-AWG 14
Base material	copper alloy
Silver surface	3 µm
Gold surface	

Note
ferrules must be used with PE conductor cross-sections ≤ 0.75 mm².

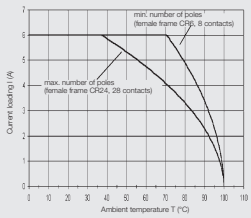

ConCept module CM-4BZF/4SZF
Conductor H05V-K 0.5 mm²

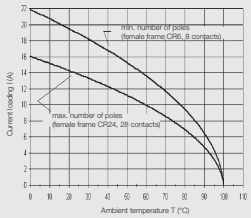

ConCept module CM-4BZF/4SZF
Conductor H07V-K 2.5 mm²

Modules

Tension clamp connection

Insert	Designation	Order No.
Male	HDC CM 4 MT AG	**1730120000**
Female	HDC CM 4 FT AG	**1730130000**

Note

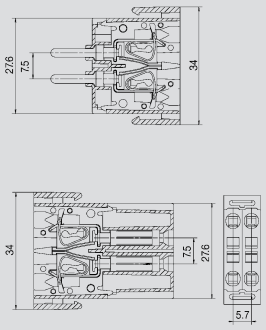

Downloaded from Elcodis.com electronic components distributor

ConCept modules

CM-5 ConCept module / turned contacts

Technical Data

Contact inserts

Rated current	20 A
Rated voltage	250 V
Rated impulse withstand voltage	6.0 kV
Pollution severity	3
Insulation resistance	10^{12} Ω
Overvoltage category	III
Volume resistance	≤ 4 mΩ
UL 94 flammability class	V-0

Contacts

Contact dia.	2.5 mm
Connection cross-section	0.75-4 mm²
AWG conductor	AWG 20-AWG 12
Base material	copper alloy
Silver surface	3 µm
Gold surface	

Note
ferrules must be used with PE conductor cross-sections ≤ 0.75 mm².

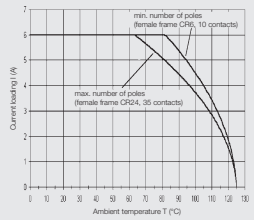

ConCept module CM-5
Conductor H05V-K 0.5 mm²

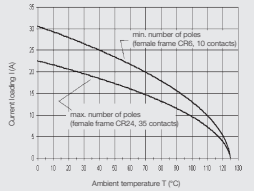

ConCept module CM-5
Conductor H07V-K 4.0 mm²

Modules

Crimp connection

Insert	Designation	Order No.
Male	HDC CM 5 MC	**1758380000**
Female	HDC CM 5 FC	**1758390000**
Male	HDC CM 5 MC MR	**1879020000**
Female	HDC CM 5 FC MR	**1879010000**

Note MR = module release lever

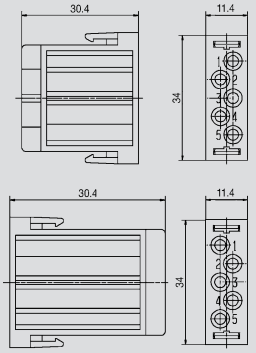

Accessories

Crimp contacts

Surface silver

Qty.	Male	Order No.	Female	Order No.
100	HDC-C-M5-SM0.75-1.0AG	**1682340000**	HDC-C-M5-BM0.75-1.0AG	**1682350000**
100	HDC-C-M5-SM1.5AG	**1682360000**	HDC-C-M5-BM1.5AG	**1682370000**
100	HDC-C-M5-SM2.5AG	**1682380000**	HDC-C-M5-BM2.5AG	**1682390000**
100	HDC-C-M5-SM4.0AG	**1682400000**	HDC-C-M5-BM4.0AG	**1682410000**

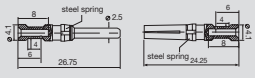

conductor cross-section	Insulation stripping length
0.75 - 1.00 mm²	AWG 18 8 mm
1.50 mm²	AWG 16 8 mm
2.50 mm²	AWG 14 8 mm
4.00 mm²	AWG 12 8 mm

Tools

Crimping tool	Order No.
CTX CM 1.6/2.5	**9018490000**
Contact removal tool	
Removal Tool CM 5	**1866720000**

Downloaded from Elcodis.com electronic components distributor

CM-10 ConCept module / turned contacts

Technical Data

Contact inserts

Rated current	10 A
Rated voltage	250 V
Rated impulse withstand voltage	4.0 kV
Pollution severity	3
Insulation resistance	10^{11} Ω
Overvoltage category	III
Volume resistance	≤ 4 mΩ
UL 94 flammability class	V-0

Contacts

Contact dia.	1.6 mm
Connection cross-section	0.14-2.5 mm²
AWG conductor	AWG 26-AWG 14
Base material	copper alloy
Silver surface	3 µm
Gold surface	0.8 µm

Note
ferrules must be used with PE conductor cross-sections ≤ 0.75 mm².

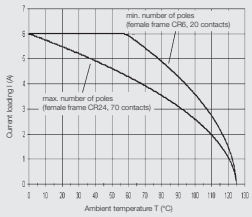

ConCept module CM-10
Conductor H05V-K 0.5 mm²

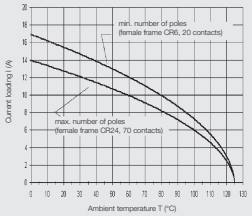

ConCept module CM-10
Conductor H07V-K 2.5 mm²

Modules

Crimp connection

Insert	Designation	Order No.
Male	HDC CM 10 MC	**1758400000**
Female	HDC CM 10 FC	**1758410000**
Male	HDC CM 10 MC MR	**1862050000**
Female	HDC CM 10 FC MR	**1862030000**

Note MR = module release lever

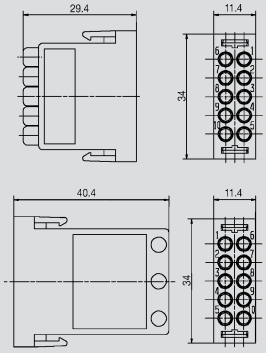

Accessories

Crimp contacts

Surface silver

Surface gold

Qty.	Male	Order No.	Female	Order No.
100	HDC-C-HD-SM0.14-0.37AG	**1651520000**	HDC-C-HD-BM0.14-0.37AG	**1651570000**
100	HDC-C-HD-SM0.5AG	**1651530000**	HDC-C-HD-BM0.5AG	**1651580000**
100	HDC-C-HD-SM0.75-1AG	**1601750000**	HDC-C-HD-BM0.75-1AG	**1601760000**
100	HDC-C-HD-SM1.5AG	**1651550000**	HDC-C-HD-BM1.5AG	**1651600000**
100	HDC-C-HD-SM2.5AG	**1651560000**	HDC-C-HD-BM2.5AG	**1651610000**
100	HDC-C-HD-SM0.14-0.37AU	**1651620000**	HDC-C-HD-BM0.14-0.37AU	**1651670000**
100	HDC-C-HD-SM0.5AU	**1651630000**	HDC-C-HD-BM0.5AU	**1651680000**
100	HDC-C-HD-SM0.75-1AU	**1651640000**	HDC-C-HD-BM0.75-1AU	**1651690000**
100	HDC-C-HD-SM1.5AU	**1651650000**	HDC-C-HD-BM1.5AU	**1651700000**
100	HDC-C-HD-SM2.5AU	**1651660000**	HDC-C-HD-BM2.5AU	**1651710000**

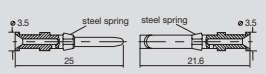

conductor cross-section	Insulation stripping length
0.14 - 0.37 mm²	AWG 26-22 8 mm
0.50 mm²	AWG 20 8 mm
0.75 - 1.00 mm²	AWG 18 8 mm
1.50 mm²	AWG 16 8 mm
2.50 mm²	AWG 14 8 mm

Tools

Crimping tool	Order No.
CTX CM 1.6/2.5	**9018490000**
Contact removal tool	
Removal Tool HD	**1866730000**

Downloaded from Elcodis.com electronic components distributor

ConCept modules

CM-20 ConCept module / turned contacts

Technical Data

Contact inserts

Rated current	4 A
Rated voltage	100 V
Rated impulse withstand voltage	1.5 kV
Pollution severity	3
Insulation resistance	10^{12} Ω
Overvoltage category	III
Volume resistance	≤ 4 mΩ
UL 94 flammability class	V-0

Contacts

Contact dia.	1 mm
Connection cross-section	0.08-0.52 mm²
AWG conductor	AWG 28-AWG 20
Base material	copper alloy
Silver surface	
Gold surface	0.8 µm

Note
ferrules must be used with PE conductor cross-sections ≤ 0.75 mm².

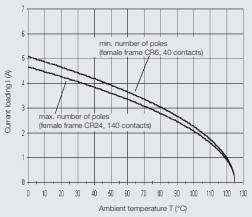

ConCept-Modul CM-20
AWG-Conductor 20/19

Modules

Crimp connection

Insert	Designation	Order No.
Male	HDC CM 20 MC	**1758420000**
Female	HDC CM 20 FC	**1758430000**

Note

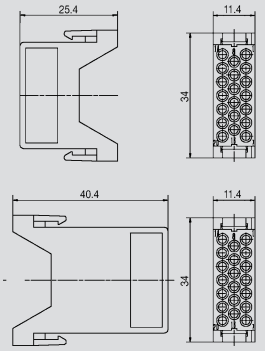

Accessories

Crimp contacts

Surface gold

Qty.	Male	Order No.	Female	Order No.
300	HDC-C-M20-SCG0.08-0.2AU	**1682420000**	HDC-C-M20-BCG0.08-0.2AU	**1682430000**
300	HDC-C-M20-SCG0.2-0.52AU	**1682440000**	HDC-C-M20-BCG0.2-0.52AU	**1682450000**

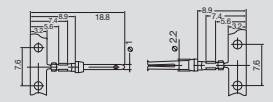

conductor cross-section	Insulation stripping length
0.08 - 0.20 mm² AWG 28-24	2.5+0.5 mm
0.20 - 0.52 mm² AWG 24-20	2.5+0.5 mm

Tools

Crimping tool	Order No.
HDC-CM-20/CZC9428P	**1700900000**
Contact removal tool	
Removal Tool CM 20	**1866740000**

Downloaded from Elcodis.com electronic components distributor

CM-3 HV

Technical Data

Contact inserts

Rated current	57 A
Rated voltage	1000 V
Rated impulse withstand voltage	8.0 kV
Pollution severity	3
Insulation resistance	10^{12} Ω
Overvoltage category	III
Volume resistance	≤ 4 mΩ
UL 94 flammability class	V-0

Contacts

Contact dia.	3.6 mm
Connection cross-section	1.5-10 mm²
AWG conductor	AWG 12-AWG 7
Base material	copper alloy
Silver surface	3 µm
Gold surface	

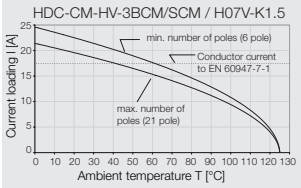

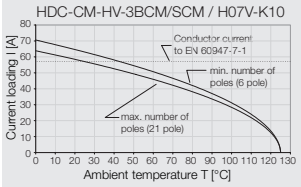

Note
Ring cable lugs must be used at the connection to the PE conductor for conductor cross-sections of 6 mm² to 10 mm².

Modules

Crimp connection

Insert	Designation	Order No.
Male	HDC CM HV 3 MC	**1862080000**
Female	HDC CM HV 3 FC	**1862060000**
Male	HDC CM HV 3 MC MR	**1862000000**
Female	HDC CM HV 3 FC MR	**1862070000**

Note MR = module release lever

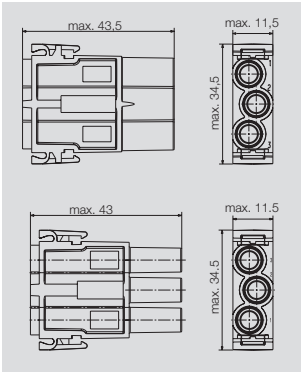

Accessories

Crimp contacts

Surface silver

Qty.	Male	Order No.	Female	Order No.
100	HDC-C-M3-SM1.5AG	**1698120000**	HDC-C-M3-BM1.5AG	**1698130000**
100	HDC-C-M3-SM2.5AG	**1698140000**	HDC-C-M3-BM2.5AG	**1698150000**
100	HDC-C-M3-SM4.0AG	**1682260000**	HDC-C-M3-BM4.0AG	**1682270000**
100	HDC-C-M3-SM6.0AG	**1682280000**	HDC-C-M3-BM6.0AG	**1682290000**
100	HDC-C-M3-SM10.0AG	**1682300000**	HDC-C-M3-BM10.0AG	**1682310000**

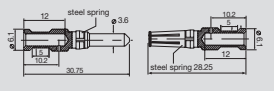

conductor cross-section	Insulation stripping length	
1.50 mm²	AWG 16	10 mm
2.50 mm²	AWG 14	10 mm
4.00 mm²	AWG 12	10 mm
6.00 mm²	AWG 10	10 mm
10.00 mm²	AWG 7	10 mm

Tools

Crimping tool	Order No.
CTX CM 3.6	**9018480000**
Contact removal tool	
Removal Tool CM 3	**1866710000**

Downloaded from Elcodis.com electronic components distributor

ConCept modules

CM High Current Module

Technical Data

Contact inserts

Rated current	82 A
Rated voltage	1000 V
Rated impulse withstand voltage	6.0 kV
Pollution severity	3
Insulation resistance	10^{12} Ω
Overvoltage category	III
Volume resistance	≤ 4 mΩ
UL 94 flammability class	V-0

Contacts

Contact dia.	
Connection cross-section	4-16 mm²
AWG conductor	AWG 12-AWG 6
Base material	copper alloy
Silver surface	3 µm
Gold surface	

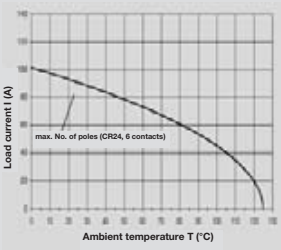

ConCept-Modul CM-2
Conductor 16 mm²

Note

These modules are designed as double modules and may be put into ConCept frames.

Modules

Screw connection

Insert	Designation	Order No.
Pin	HDC CM 1 MS + PE	**1828390000**
Socket	HDC CM 1 FS + PE	**1828410000**

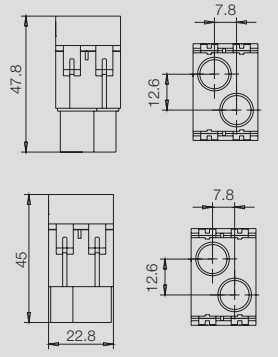

Modules

Screw connection

Insert	Designation	Order No.
Pin	HDC CM 2 MS	**1828380000**
Socket	HDC CM 2 FS	**1828400000**

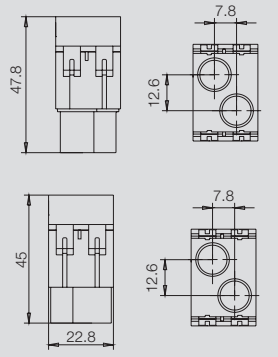

Downloaded from Elcodis.com electronic components distributor

CM Pneumatic

Technical data

Contact inserts

Material of modules	PA 6.6 GF
Material of pneumatic valves	Ms 58 brass
Connection diameter of hose (inside)	2.5 mm or 4 mm
Outside diameter of hose, maximum	8 mm
Temperature range	-20°C to 100°C
Operating pressure of the modules	10 bar
Travel	4 mm

Note

Modules

Insert	Designation	Order No.
Male	HDC-CM-1SPN2.5	**1894730000**
Female	HDC-CM-1BPN2.5	**1894780000**
Male	HDC-CM-1SPN4.0	**1894740000**
Female	HDC-CM-1BPN4.0	**1894720000**

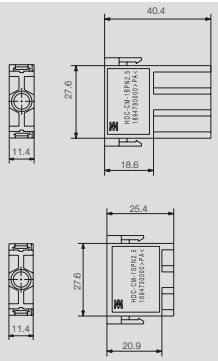

Modules

Insert	Designation	Order No.
Male	HDC-CM-2SPN2.5	**1894770000**
Female	HDC-CM-2BPN2.5	**1894750000**
Male	HDC-CM-2SPN4.0	**1894710000**
Female	HDC-CM-2BPN4.0	**1894760000**

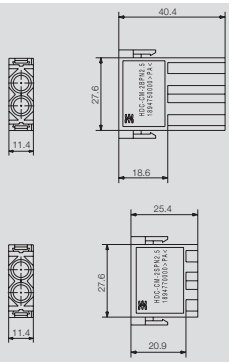

Downloaded from Elcodis.com electronic components distributor

ConCept bus module for screened wires

Concept bus is ideal for transmitting highly sensitive signals in heavy-duty connectors.

Modules of the ConCept heavy-duty connector system offer many functions in a very small space with reliable protection from electromagnetic fields, moisture, dust and extreme mechanical loads.

By combining these with other modules, the power supply and other signals for the field device can be connected in a single plug-in connector.

The **Profibus-DP module** with **T-Connector function** enables uninterrupted operation of the fieldbus during servicing or when replacing a field device. The fieldbus system no longer has to be switched off, as was the case in the past, because the field device can simply be connected or disconnected during operation using the heavy-duty connector – "plug and play" now available for the first time for fieldbus solutions. The same heavy-duty connector also provides a reliable power supply for the connected fieldbus device.

On one side, Weidmüller uses the robust USB plug as connection system for the Profibus DP modules. This guarantees a high transmission rate of 1.5 Mbit/s and at least 200 plugging cycles. On the other side, screw terminals are used to connect the screened Profibus cables.

Advantages

- Simple screw connection
- Simple screen connection

Versions

- Bus connector
  HDC CM BUS 4 ...
  for screened wires
  (for connecting 4 wires and screen)

- Bus connector with integrated T-exit
  HDC CM BUS 2 ... PDP
  for screened wires
  (Profibus-DP solution = 2 wires and screen)

Downloaded from Elcodis.com electronic components distributor

Technical data

Material data	HDC CM BUS 4 ...	HDC CM BUS 2 ... PDP
Insulation	Glass fibre reinforced PC	
Colour	Grey (similar to RAL 7032)	
Temperature range	–20°C to +85°C	
System characteristics		
Connection technology	Screw connection	
No. of poles	4 + screen	2 + screen
Conductor capacity	0.08 ... 1.5 mm²	As
	AWG 28 ... 16	Profibus DP
Stripping length 5 mm		
Clamping capacity	2.1 ... 7 mm	
(outer diameter of cable screen)		
Stripped sheath length 19 mm		
Rated data to VDE 0627		
Rated current	1 A	
Rated voltage	30 V	
Transmission rate	max. 1.5 Mbit/s	
Clamping torques		
Screen clip	0.5 – 0.6 Nm	
PCB terminal	0.2 – 0.3 Nm	

Assembly instructions

- Use wire end ferrules
- Clamp screen braid under clip
- Use specified torque settings
- Place module at the far end of the frame with the connection side to the outside

Note: Also take note of the assembly instructions enclosed with the product.

Derating curves

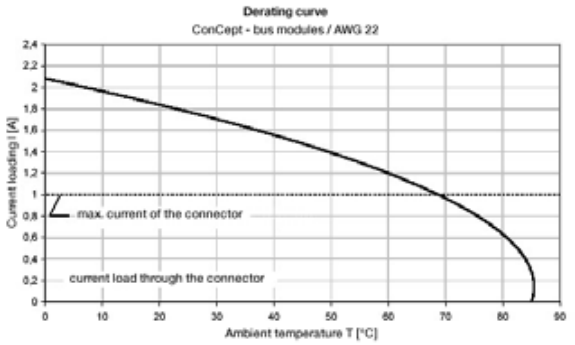

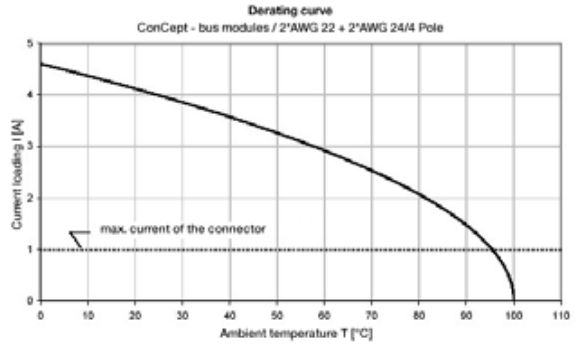

Downloaded from Elcodis.com electronic components distributor

ConCept bus modules

Bus connectors

4 poles



Technical data

Rated voltage	1 A
Rated current	30 V
Qty	5

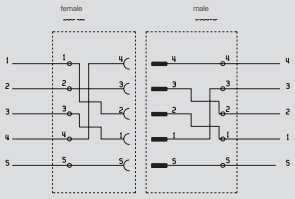

male module

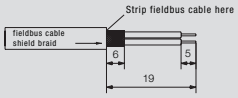

female module

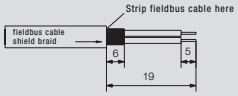

Information

Module

Insert	Type	Order No.
male	HDC CM BUS 4SS	**1814310000**
female	HDC CM BUS 4BS	**1814300000**

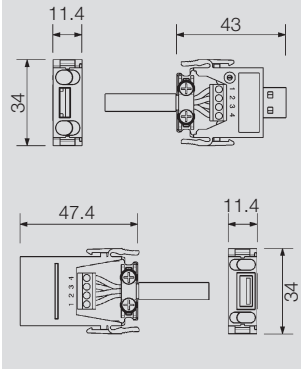

Downloaded from Elcodis.com electronic components distributor

Bus connector with integrated T-exit

2 poles



Technical data

Rated voltage	1 A
Rated current	30 V
Qty	5

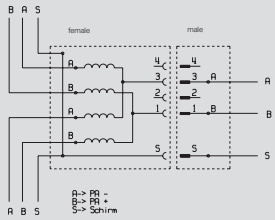

male module

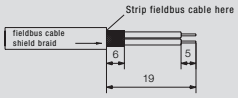

female module

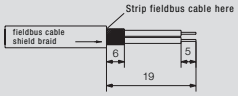

Information
The Profibus topology is the line structure. The branches (T-pieces) connect the individual field devices or remote I/Os to the bus cable. The length of the spur depends on the transmission rate and should be as short as possible. IEC 61158 specifies that with a transmission rate of 1500 kbit/s per segment, spur lengths of up to 6.6 m are permitted. Source: Profibus Directive, Order No. 2.111 Version 1.0

Module

Insert	Type	Order No.
male	HDC CM BUS 2SS PDP A	**1806060000**
female	HDC CM BUS 2BS T PDP C	**1806030000**

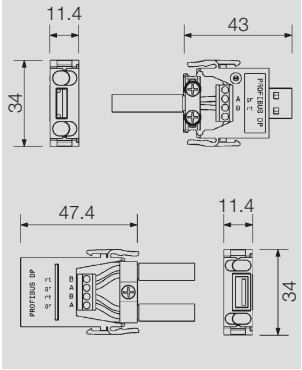

Downloaded from Elcodis.com electronic components distributor

ConCept bus modules

ConCept system bus

Shielded module with additional 4 power contacts

Technical data

Tests	DIN EN 61984
	IEC 60664
No. contacts	1 or 4 poles for signal transmission; additional 4 power contacts
Conductor connection system	Crimp
Rated current signal / power contacts	10 A / 20 A
Rated voltage signal / power contacts	50 V / 400 V
Shield	Shield connected to contact carrier using cable clamp
Outside diameter of shielded cable	3 to 6 mm or 6 to 9.5 mm
Degree of pollution	3
Rated impulse withstand voltage signal / power	0.8 KV/ 6 kV
Contact resistance	
– Crimp version	< 2 mΩ
Conductor clamping ranges	
Crimp version	0.5 mm² ... 2.5 mm² signal contacts
	0.5 mm² ... 4 mm² power contacts
	AWG 26 ... 14 signal contacts
	AWG 18 ... 12 power contacts
Contact material	Copper alloy
Contact carrier	Zinc alloy
Surface	
– Crimp connection	3 µm Ag or 0.8 µm Au signal contacts
	3 µm Ag power contacts
Temperature range	–40ºC ... + 125ºC
Flammability to UL 94	V-0
Material – module	Glass-fibre reinforced PC (in UL list and approved for railway applications)
Earthing	Leading earth contact through module frame;
	single-sided PE terminal; double-sided possible as option

Note

Modules

Shielded module

Designation	Order No.
HDC CM Bus F2	1908490000

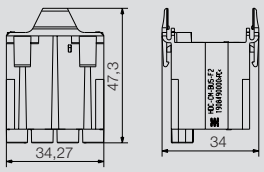

Shielded module

Designation	Order No.
HDC CM Bus M2	1908530000

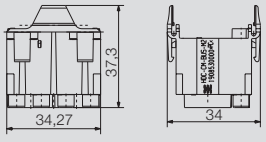

Downloaded from Elcodis.com electronic components distributor

Shielded module

Designation	Order No.
HDC CM Bus GCA	1908510000

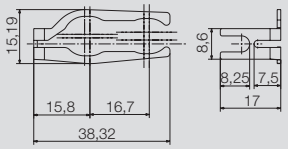

Shielded module

Designation	Order No.
HDC CM Bus F4 CT	1908500000

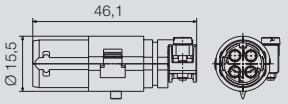

Shielded module

Designation	Order No.
HDC CM Bus M4 CT	1908480000

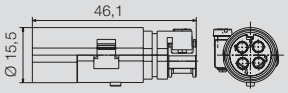

Shielded module

Designation	Order No.
HDC CM Bus F1 CT	1908540000

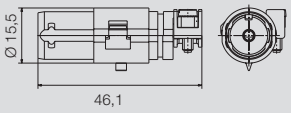

Shielded module

Designation	Order No.
HDC CM Bus M1 CT	1908520000

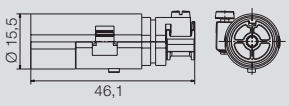

Downloaded from Elcodis.com electronic components distributor

ConCept construction frame

Size 3

Frame

Frame

Frame	Designation	Order No.
Male	HDC CF 6 2M	**1758440000**
Female	HDC CF 6 2F	**1758450000**

Note For 2 modules

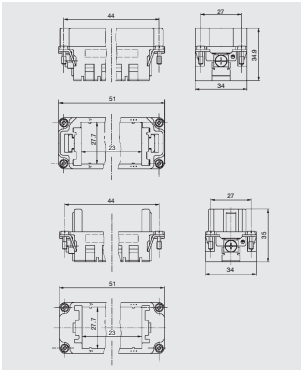

Downloaded from Elcodis.com electronic components distributor

Selection of Housings RockStar® IP65
Size 3

Hood

Hood, Cable Entry sideways

a	Version	Cover	b (mm)	Designation	Order No.
M 20	with thread		52	HDC 06B TSLU 1M20G	**1788100000**
M 20	with thread		52	HDC 06B TSLU 1M20G	**1805930000**
M 25	with thread		52	HDC 06B TSLU 1M25G	**1788090000**
M 25	with thread		72	HDC 16D TSLU 1M25G	**1787480000**

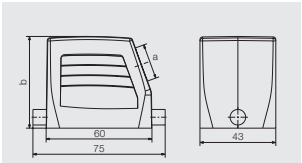

Hood, Cable Entry at top

a	Version	Cover	b (mm)	Designation	Order No.
M 20	with thread		52	HDC 06B TOLU 1M20G	**1788120000**
M 25	with thread		52	HDC 06B TOLU 1M25G	**1788110000**
M 25	with thread		72	HDC 16D TOLU 1M25G	**1787500000**
M 32	with thread		72	HDC 16D TOLU 1M32G	**1787490000**

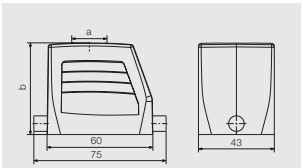

Cover

	Version		Designation	Order No.
	for hoods		HDC 06B DMDL 1LB	**1665210000**

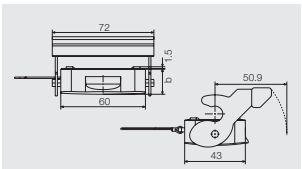

Base

Bulkhead housing

	Version	Cover	b (mm)	Designation	Order No.
		with cover	47	HDC 06B ADLU	**1202500000**
			29	HDC 06B ALU	**1202100000**

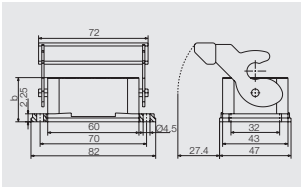

Base housing

a	Version	Cover	b (mm)	Designation	Order No.
M 20	with thread	with cover	72	HDC 06B SDLU 2M20G	**1788170000**
M 25	with thread	with cover	72	HDC 06B SDLU 2M25G	**1788160000**
M 20	with thread		54	HDC 06B SLU 2M20G	**1788140000**
M 25	with thread		54	HDC 06B SLU 2M25G	**1788130000**

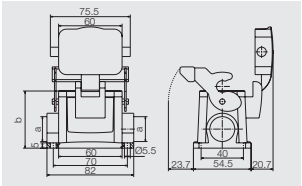

Cover

	Version		Designation	Order No.
	for bases		HDC 06B DODL 2BO	**1665200000**

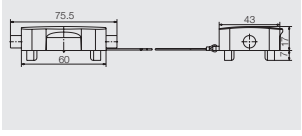

Downloaded from Elcodis.com electronic components distributor

ConCept construction frame

Size 4

Frame

Frame

Frame	Designation	Order No.
Male	HDC CF 10 3M	**1758460000**
Female	HDC CF 10 3F	**1758470000**

Note For 3 modules

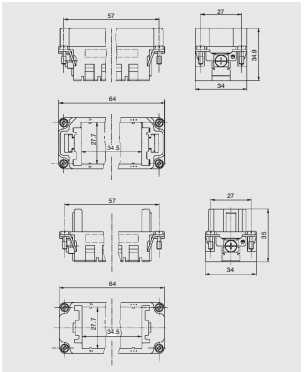

Downloaded from Elcodis.com electronic components distributor

Selection of Housings RockStar® IP65
Size 4

Hood

Hood, Cable Entry sideways

a	Version	Cover	b (mm)	Designation	Order No.
M 20	with thread		52	HDC 10B TSBU 1M20G	**1787560000**
M 25	with thread		52	HDC 10B TSBU 1M25G	**1787550000**
M 25	with thread		72	HDC 24D TSBU 1M25G	**1787240000**
M 32	with thread		72	HDC 24D TSBU 1M32G	**1787230000**

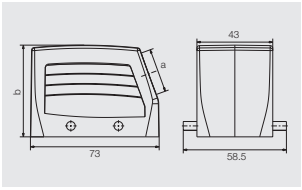

Hood, Cable Entry at top

a	Version	Cover	b (mm)	Designation	Order No.
M 20	with thread		52	HDC 10B TOBU 1M20G	**1787600000**
M 25	with thread		52	HDC 10B TOBU 1M25G	**1787590000**
M 25	with thread		72	HDC 24D TOBU 1M25G	**1787300000**
M 32	with thread		72	HDC 24D TOBU 1M32G	**1787290000**

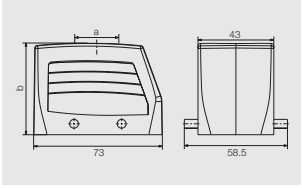

Cover

	Version			Designation	Order No.
	for hoods			HDC 10B DMDQ 2QB	**1665240000**

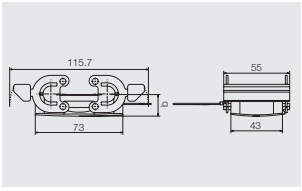

Base

Bulkhead housing

	Version	Cover	b (mm)	Designation	Order No.
			29.3	HDC 10B ABU	**1205000000**

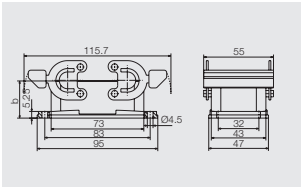

Base housing

a	Version	Cover	b (mm)	Designation	Order No.
M 20	with thread		57	HDC 10B SBU 2M20G	**1787640000**
M 25	with thread		57	HDC 10B SBU 2M25G	**1787630000**
M 25	with thread		74	HDC 24D SBU 2M25G	**1787350000**
M 32	with thread		74	HDC 24D SBU 2M32G	**1787360000**

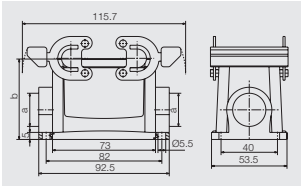

Coupling hood

a	Version	Cover	b (mm)	Designation	Order No.
M 20	with thread		55	HDC 10B KBU 1M20G	**1787720000**

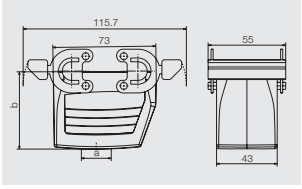

Cover

	Version			Designation	Order No.
	for bases			HDC 10B DODQ 4BO	**1665230000**

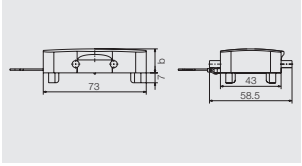

Downloaded from Elcodis.com electronic components distributor

ConCept construction frame

Size 6

Frame

Frame

Frame	Designation	Order No.
Male	HDC CF 16 5M	**1758480000**
Female	HDC CF 16 5F	**1758490000**

Note For 5 modules

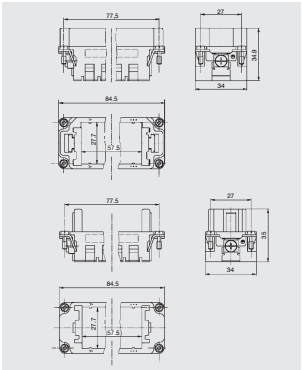

Downloaded from Elcodis.com electronic components distributor

Selection of Housings RockStar® IP65
Size 6

Hood

Hood, Cable Entry sideways

a	Version	Cover	b (mm)	Designation	Order No.
M 25	with thread		61	HDC 16B TSBU 1M25G	**1788180000**
M 25	with thread		76	HDC 40D TSBU 1M25G	**1787010000**
M 32	with thread		76	HDC 40D TSBU 1M32G	**1787000000**

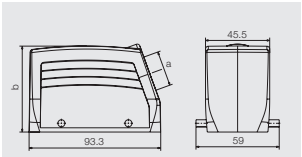

Hood, Cable Entry at top

a	Version	Cover	b (mm)	Designation	Order No.
M 25	with thread		61	HDC 16B TOBU 1M25G	**1788210000**
M 25	with thread		76	HDC 40D TOBU 1M25G	**1787070000**
M 32	with thread		76	HDC 40D TOBU 1M32G	**1787060000**

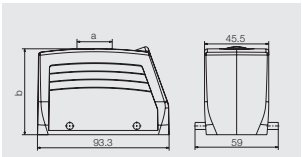

Cover



	Version		Designation	Order No.
	for hoods		HDC 16B DMDQ 2QB	**1665270000**

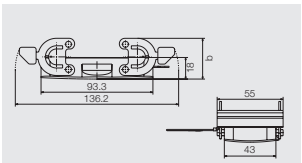

Base

Bulkhead housing

	Version	Cover	b (mm)	Designation	Order No.
			29	HDC 16B ABU	**1208600000**

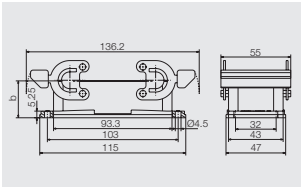

Base housing

a	Version	Cover	b (mm)	Designation	Order No.
M 25	with thread		64	HDC 16B SBU 2M25G	**1788240000**
M 25	with thread		84	HDC 40D SBU 2M25G	**1787120000**
M 32	with thread		84	HDC 40D SBU 2M32G	**1787110000**

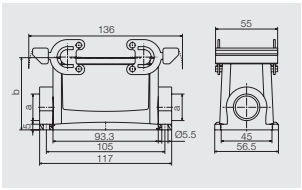

Coupling hood

a	Version	Cover	b (mm)	Designation	Order No.
M 25	with thread		79	HDC 40D KBU 1M25G	**1787200000**
M 32	with thread		79	HDC 40D KBU 1M32G	**1787190000**

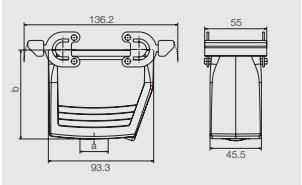

Cover

	Version		Designation	Order No.
	for bases		HDC 16B DODQ 4BO	**1665260000**

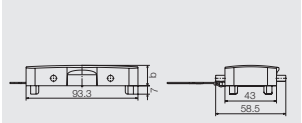

Downloaded from Elcodis.com electronic components distributor

ConCept construction frame

Size 8

Frame

Frame

Frame	Designation	Order No.
Male	HDC CF 24 7M	**1758500000**
Female	HDC CF 24 7F	**1758510000**

Note For 7 modules

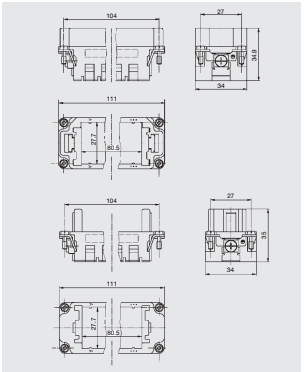

Downloaded from Elcodis.com electronic components distributor

Selection of Housings RockStar® IP65
Size 8

Hood

Hood, Cable Entry sideways

a	Version	Cover	b (mm)	Designation	Order No.
M 25	with thread		61	HDC 24B TSBU 1M25G	**1787760000**
M 32	with thread		61	HDC 24B TSBU 1M32G	**1787750000**
M 25	with thread		76	HDC 64D TSBU 1M25G	**1786780000**
M 32	with thread		76	HDC 64D TSBU 1M32G	**1786770000**

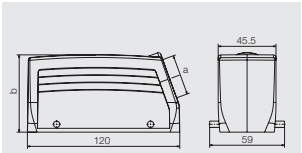

Hood, Cable Entry at top

a	Version	Cover	b (mm)	Designation	Order No.
M 25	with thread		61	HDC 24B TOBU 1M25G	**1787820000**
M 32	with thread		61	HDC 24B TOBU 1M32G	**1787810000**
M 32	with thread		76	HDC 64D TOBU 1M32G	**1786830000**

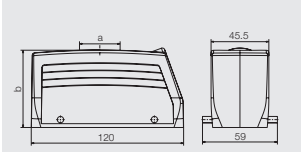

Cover



	Version		Designation	Order No.
	for hoods		HDC 24B DMDQ 2QB	**1665640000**

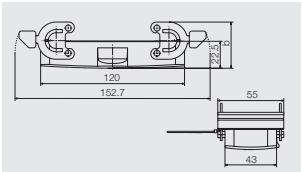

Base

Bulkhead housing

	Version	Cover	b (mm)	Designation	Order No.
			29.3	HDC 24B ABU	**1212400000**

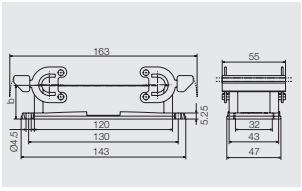

Base housing

a	Version	Cover	b (mm)	Designation	Order No.
M 25	with thread		64	HDC 24B SBU 2M25G	**1787870000**
M 25	with thread		84	HDC 64D SBU 2M25G	**1786890000**
M 32	with thread		84	HDC 64D SBU 2M32G	**1786880000**

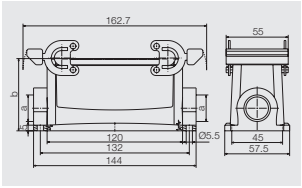

Coupling hood

a	Version	Cover	b (mm)	Designation	Order No.
M 25	with thread		65	HDC 24B KBU 1M25G	**1787920000**
M 32	with thread		79	HDC 64D KBU 1M32G	**1786960000**

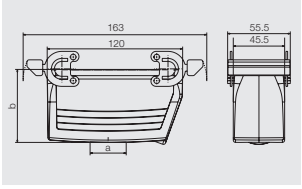

Cover

	Version		Designation	Order No.
	for bases		HDC 24B DODQ 4BO	**1665630000**

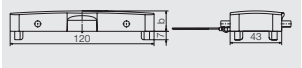

Downloaded from Elcodis.com electronic components distributor

ConCept construction frame

Size 10

Frame

Frame

Frame	Designation	Order No.
Female	HDC CF 16 5M 2	**1758530000**
Male	HDC CF 16 5F 2	**1758520000**

Note for 2 x 5 modules please use 2 of the mentioned inserts

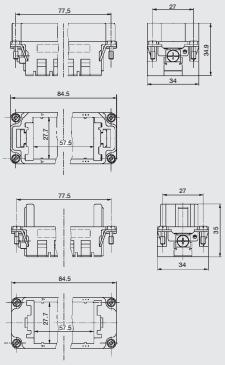

Downloaded from Elcodis.com electronic components distributor

Selection of Housings RockStar® IP65
Size 10

Hood

Hood, Cable Entry sideways

a	Version	Cover	b (mm)	Designation	Order No.
M 32	with thread		79	HDC 32B TSLU 1M32G	**1788420000**

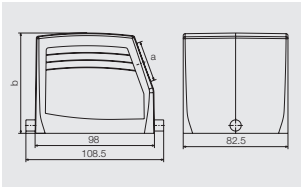

Base

Bulkhead housing

	Version	Cover	b (mm)	Designation	Order No.
		with cover	55	HDC 32B ADLU	**1219800000**
			38	HDC 32B ALU	**1219500000**

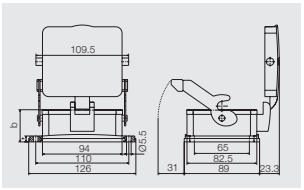

Base housing

a	Version	Cover	b (mm)	Designation	Order No.
M 32	with thread	with cover	96	HDC 32B SDLU 2M32G	**1788490000**
M 32	with thread		79	HDC 32B SLU 2M32G	**1788470000**

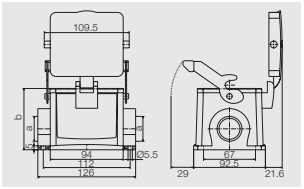

Coupling hood

a	Version	Cover	b (mm)	Designation	Order No.
M 32	with thread		83	HDC 32B KLU 1M32G	**1788500000**

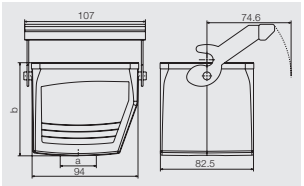

Downloaded from Elcodis.com electronic components distributor

ConCept construction frame

Size 12

Frame

Frame

Frame	Designation	Order No.
Male	HDC CF 24 7M 2	**1758540000**
Female	HDC CF 24 7F 2	**1758550000**

Note for 2 x 7 modules please use 2 of the mentioned inserts

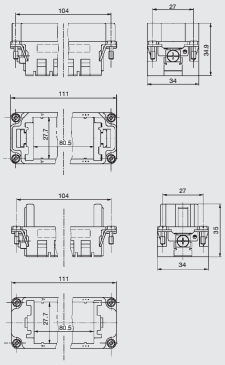

Downloaded from Elcodis.com electronic components distributor

Selection of Housings RockStar® IP65
Size 12

Hood

Hood, Cable Entry sideways

a	Version	Cover	b (mm)	Designation	Order No.
M 32	with thread		94	HDC 48B TSLU 1M32G	**1788320000**
M 40	with thread		94	HDC 48B TSLU 1M40G	**1788310000**
M 50	with thread		94	HDC 48B TSLU 1M50G	**1788300000**

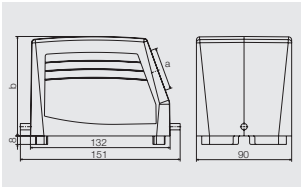

Hood, Cable Entry at top

a	Version	Cover	b (mm)	Designation	Order No.
M 32	with thread		94	HDC 48B TOLU 1M32G	**1788350000**
M 50	with thread		94	HDC 48B TOLU 1M50G	**1788330000**

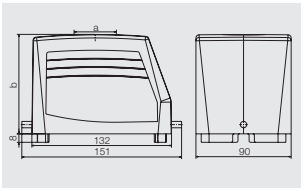

Base

Bulkhead housing

	Version	Cover	b (mm)	Designation	Order No.
		with cover	62	HDC 48B ADLU	**1222900000**

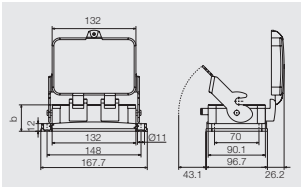

Base housing

a	Version	Cover	b (mm)	Designation	Order No.
M 32	with thread	with cover	120	HDC 48B SDLU 2M32G	**1788390000**
M 32	with thread		100	HDC 48B SLU 2M32G	**1788370000**
M 40	with thread		100	HDC 48B SLU 2M40G	**1788360000**

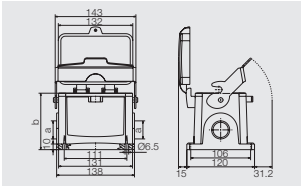

Downloaded from Elcodis.com electronic components distributor

Coupling frame for ConCept modules



The ModuFlex C coupling system together with modules from the ConCept connector system provides a flexible and low-cost solution for indoor applications (IP20 zone).

ConCept 3–20-pin male and female modules of the same pin number and design can be mounted in the coupling frame. Up to 5 coupling frames can be combined into a block with the help of the tongue-and-groove locking system. The coupling frames can also be locked onto TS32 and TS35 rail by using the mounting feet.

Each individual module can be individually plugged in and released. Thanks to the optional extractor / strain relief tool and the snap-on mounting bracket, ModuFlex C-coupling frames and the male and female modules of the ConCept system allow a wide range of combinations for all possible connector configurations.

Downloaded from Elcodis.com electronic components distributor

Downloaded from Elcodis.com electronic components distributor

ModuFlex C

Coupling frame

- Max. 5 coupling frames in a row
- Protection from incorrect connection
- Force required to withdraw a single module from the coupling frame >170 N

Note:
The CM3-HV modules are not suitable for use in the coupling frame.

Mounting bracket / mounting foot



Mounting bracket
- For fixing the coupling frames to a flat surface and to MOFU mounting foot
- Hole diameter 3 mm

Mounting foot
- For fixing coupling frames to TS35x7.5 and TS35x15 mounting rails using mounting brackets

Technical data C-CR

	Coupling frame
Insulation	PC
Colour	grey (RAL 7032)
Temperature range	–40 ... +120°C
Flammability class to UL 94	V-0

Technical data C-MW MOFU

	Mounting bracket	Mounting foot
Insulation	PC	PA
Colour	grey (RAL 7032)	orange
Temperature range	–40 ... +120°C	–40 ... +120°C
Flammability class to UL 94	V-0	V-2

Ordering data

Type	Qty	Order No.
ModuFlex C-CR grau	10	**1746060000**

Ordering data

Type		Qty	Order No.
ModuFlex C-MW	Mounting bracket	10	**1746070000**
MOFU	Mounting foot	20	**0495660000**

Accessories

Type	Qty	Order No.
Crosshead screw for fastening the coupling to the mounting foot, to front and back panel and to a flat surface		
PTSC KB 30 x 6	100	**1766120000**
Spacer pin M3 x 27 and clamping screws M3 x 8 in set. For mounting the coupling to flat panels. 1 pack contains 80 screws and 40 spacer pins, separately packaged.		
ABST.BOLZM3X27+KLSC-KIT	1	**1766130000**

Downloaded from Elcodis.com electronic components distributor

Module extractor and strain relief tool

Coupling frame – sets

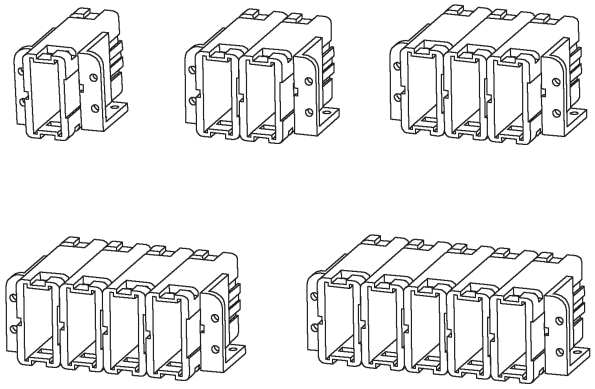

Set consists of:
- 1 – 5 coupling frames
- 1 right and 1 left mounting bracket

Technical data C-MH/ZE

	Module extractor and strain relief tool
Insulation	PA
Colour	black
Temperature range	–40 ... +120°C
Flammability class to UL 94	V-2

Technical data

	Mounting bracket	Mounting foot
Insulation	PC	PA
Colour	grey (RAL 7032)	orange
Temperature range	–40 ... +120°C	–40 ... +120°C
Flammability class to UL 94	V-0	V-2

Ordering data

Type	Qty	Order No.
ModuFlex C-MH/ZE black	10	**1752970000**

Ordering data

Type	No. of coupling frames	Qty	Order No.
ModuFlex C-KITo.M.MW-1F	1	1	**1765570000**
ModuFlex C-KITo.M.MW-2F	2	1	**1765580000**
ModuFlex C-KITo.M.MW-3F	3	1	**1765590000**
ModuFlex C-KITo.M.MW-4F	4	1	**1765600000**
ModuFlex C-KITo.M.MW-5F	5	1	**1765610000**

Accessories

Type	Qty	Order No.
Crosshead screw for fastening the coupling to the mounting foot, to front and back panel and to a flat surface		
PTSC KB 30 x 6	100	**1766120000**
Spacer pin M3 x 27 and clamping screws M3 x 8 in set. For mounting the coupling to flat panels. 1 pack contains 80 screws and 40 spacer pins, separately packaged.		
ABST.BOLZM3X27+KLSC-KIT	1	**1766130000**

Downloaded from Elcodis.com electronic components distributor

Downloaded from Elcodis.com electronic components distributor

RockStar® Housings IP65 / NEMA 4X

RockStar® Housings IP65 / NEMA 4X

Overview D.2

RockStar® Housings IP65 / NEMA 4X D.4

Downloaded from Elcodis.com electronic components distributor

RockStar® Housings IP65 / NEMA 4X

Weidmüller's RockStar® IP 65 / NEMA 4X housings are your first choice when it comes to industrial housings in IP 65 class of protection.

Features:

- Housing of cast aluminium alloy or thermoplastic
- All fittings (clamps and pins) of rust proof stainless steel

Typical applications:

- general mechanical and plant engineering
- rail engineering
- conveying and transport technology
- packing machines
- crane construction and industrial robots
- toolmaking and special-purpose machine building
- fairground rides
- stage and lighting equipment

Various versions:

- different sizes
- different housing types
- different types of construction
- different locking systems
- different cable entries
- with or without cover

Their advantages:

- multiple plugging and unplugging of electrical connections
- reliable assembly under time pressure
- corrosion protection
- IP65 for both aluminium and plastic housings
- NEMA 4X for both aluminium and plastic housings

Downloaded from Elcodis.com electronic components distributor

Downloaded from Elcodis.com electronic components distributor

RockStar® Housings IP65 / NEMA 4X

Plastic housing

Size 1

Hood

Hood, Cable Entry sideways

a	Version	Cover	b (mm)	Designation	Order No.
M 20	with thread		49.2	HDC 07A TWLU 1M20G	**1788510000**
PG 11	with with thread		49.2	HDC 07A TWLU 1PG11G	**1652400000**

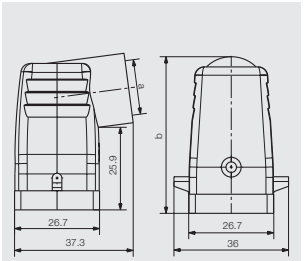

D

Hood, Cable Entry at top

a	Version	Cover	b (mm)	Designation	Order No.
M 20	with thread		50	HDC 07A TOLU 1M20G	**1788520000**
PG 11	with thread		50	HDC 07A TOLU 1PG11G	**1652380000**

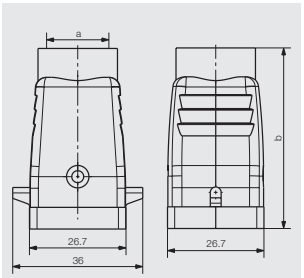

Downloaded from Elcodis.com electronic components distributor

Plastic housing

Size 1

Base

Bulkhead housing

	Version	Cover	b (mm)	Designation	Order No.
			23	HDC 07A ALU	1652410000
	angled		26.7	HDC 07A AWLU	1652420000

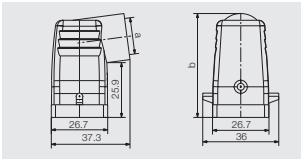

Base housing

a	Version	Cover	b (mm)	Designation	Order No.
M 20	with thread		25.8	HDC 07A SLU 1M20G	1788530000
PG 11	w. sleeve		25.8	HDC 07A SLU 1PG11S	1652440000

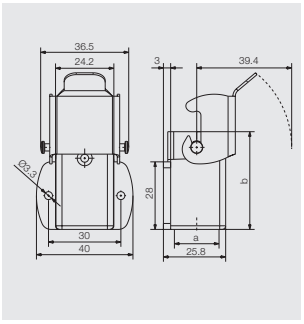

Coupling hood

a	Version	Cover	b (mm)	Designation	Order No.
M 20	with thread		53.5	HDC 07A KOLU 1M20G	1788540000
PG 11	with thread		53.5	HDC 07A KOLU 1PG11G	1652460000

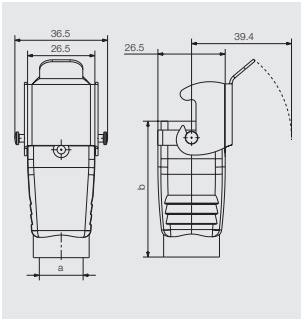

Screw Mounting Housing

a	Version	Cover	b (mm)	Designation	Order No.
PG 13,5	with thread		54	HDC 07A ELU 1PG13G	1900990000

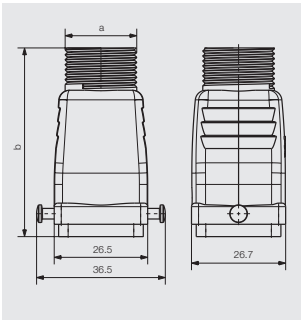

Cover

	Version		Designation	Order No.
	for female insert		HDC 07A DMDL 2BO	1665770000
	for male insert		HDC 07A DODL 2BO	1665760000

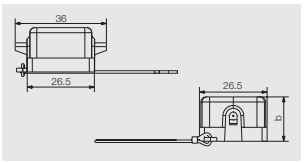

Downloaded from Elcodis.com electronic components distributor

RockStar® Housings IP65 / NEMA 4X

Metal housing

Size 1

Hood

Hood, Cable Entry sideways

a	Version	Cover	b (mm)	Designation	Order No.
M 20	with thread		49.2	HDC 04A TWLU 1M20G	**1788810000**
PG 11	with thread		49.2	HDC 04A TWLU 1PG11G	**1652480000**
PG 11	with thread		49.2	HDC 04A TWLU 1PG11G EXI	**1900310000**

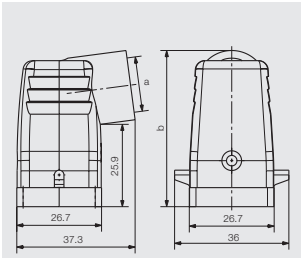

Hood, Cable Entry at top

a	Version	Cover	b (mm)	Designation	Order No.
M 20	with thread		50	HDC 04A TOLU 1M20G	**1788820000**
PG 11	with thread		50	HDC 04A TOLU 1PG11G	**1652470000**
PG 11	with thread		50	HDC 04A TOLU 1PG11G EXI	**1900280000**

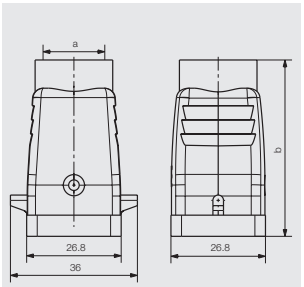

D

Downloaded from Elcodis.com electronic components distributor

Metal housing

Size 1

Base

Bulkhead housing

	Version	Cover	b (mm)	Designation	Order No.
			23	HDC 04A ALU	**1497600000**
	with thread		23	HDC 04A ALU EXI	**1899870000**
	with thread		26.7	HDC 04A AWLU EXI	**1899890000**

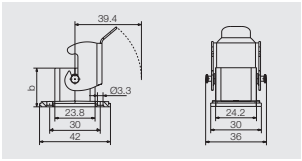

Base housing

a	Version	Cover	b (mm)	Designation	Order No.
M 20	with thread		25.8	HDC 04A SLU 1M20G	**1788830000**
PG 11	with thread		25.8	HDC 04A SLU 1PG11G	**1652490000**
PG 11	with thread		25.8	HDC 04A SLU 1PG11G EXI	**1899800000**

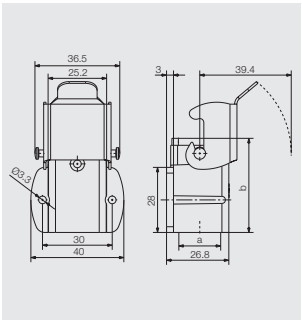

Coupling hood

a	Version	Cover	b (mm)	Designation	Order No.
M 20	with thread		53.5	HDC 04A KOLU 1M20G	**1788840000**
PG 11	with thread		53.5	HDC 04A KOLU 1PG11G	**1652500000**
PG 11	with thread		53.5	HDC 04A KOLU 1PG11G EXI	**1899920000**

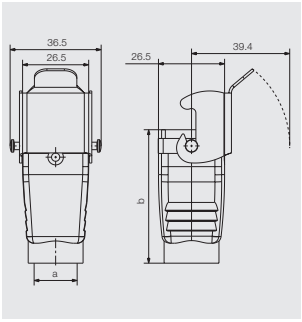

Screw Mounting Housing

a	Version	Cover	b (mm)	Designation	Order No.
M 20	with thread		54	HDC 04A ELU 1M20G	**1900320000**
PG 13,5	with thread		54	HDC 04A ELU 1PG13G	**1900330000**
PG 13,5	with thread		54	HDC 04A ELU 1PG13G EXI	**1900350000**

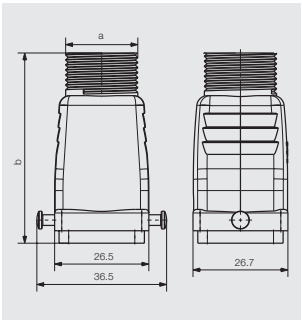

Cover

	Version		Designation	Order No.
	for female insert		HDC 04A DMDL 2BO	**1665750000**
	for male insert		HDC 04A DODL 2BO	**1665740000**

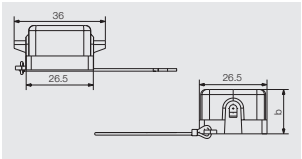

Downloaded from Elcodis.com electronic components distributor

RockStar® Housings IP65 / NEMA 4X

End locking, lower side

Size 2

Hood

Hood, Cable Entry sideways

a	Version	Cover	b (mm)	Designation	Order No.
M 20	with thread		68	HDC 15A TSLU 1M20G	**1788860000**
M 25	with thread		68	HDC 15A TSLU 1M25G	**1788850000**
PG 16	with thread		54	HDC 10A TSLU 1PG16G	**1663810000**
PG 16	with thread		68	HDC 15A TSLU 1PG16G	**1663850000**
PG 21	with thread		68	HDC 15A TSLU 1PG21G	**1663870000**

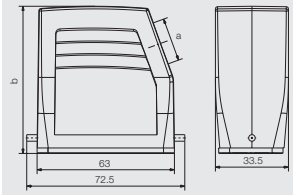

D

Hood, Cable Entry at top

a	Version	Cover	b (mm)	Designation	Order No.
M 20	with thread		54	HDC 10A TOLU 1M20G	**1788620000**
M 25	with thread		54	HDC 10A TOLU 1M25G	**1788610000**
PG 16	with thread		54	HDC 10A TOLU 1PG16G	**1663930000**
PG 21	with thread		68	HDC 15A TOLU 1PG21G	**1663990000**

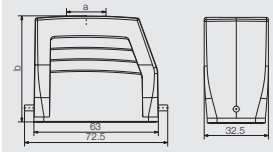

Cover

	Version	Designation	Order No.
	for hoods	HDC 10A DODL 1LB	**1665890000**

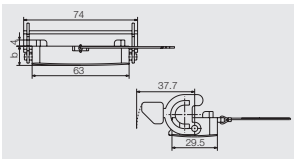

Downloaded from Elcodis.com electronic components distributor

End locking, lower side

Size 2

Base

Bulkhead housing

Version	Cover	b (mm)	Designation	Order No.
	with cover	37.5	HDC 10A ADLU	**1664060000**
		25	HDC 10A ALU	**1664040000**

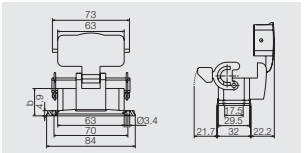

Base housing

a	Version	Cover	b (mm)	Designation	Order No.
M 20	with thread		57	HDC 10A SLU 1M20G	**1901100000**
M 20	with thread	with cover	69.5	HDC 10A SDLU 1M20G	**1901010000**
M 20	with thread		57	HDC 10A SLU 2M20G	**1788640000**
M 20	with thread	with cover	69.5	HDC 10A SDLU 2M20G	**1788660000**
M 25	with thread		57	HDC 10A SLU 1M25G	**1901160000**
M 25	with thread	with cover	69.5	HDC 10A SDLU 1M25G	**1901040000**
M 25	with thread		57	HDC 10A SLU 2M25G	**1788630000**
M 25	with thread	with cover	69.5	HDC 10A SDLU 2M25G	**1788650000**
PG 16	with thread		57	HDC 10A SLU 1PG16G	**1664170000**
PG 16	with thread	with cover	69.5	HDC 10A SDLU 1PG16G	**1664410000**
PG 16	with thread		57	HDC 10A SLU 2PG16G	**1664190000**
PG 16	with thread	with cover	69.5	HDC 10A SDLU 2PG16G	**1664420000**
PG 21	with thread		57	HDC 10A SLU 1PG21G	**1664210000**

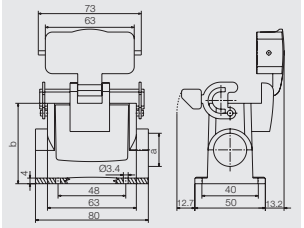

Coupling hood

a	Version	Cover	b (mm)	Designation	Order No.
M 25	with thread		48	HDC 10A KLU 1M25G	**1788670000**
PG 16	with thread		48	HDC 10A KLU 1/PG16G	**1664560000**
PG 21	with thread		62	HDC 15A KLU 1PG21G	**1664630000**

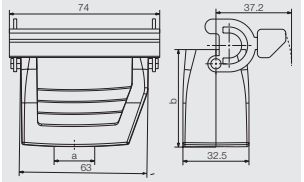

Cover

Version	Designation	Order No.
for bases	HDC 10A DMDL 2BO	**1665880000**

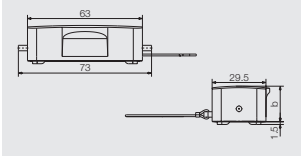

Downloaded from Elcodis.com electronic components distributor

RockStar® Housings IP65 / NEMA 4X

End locking, lower side

Size 3

Hood

Hood, Cable Entry sideways

a	Version	Cover	b (mm)	Designation	Order No.
M 20	with thread		52	HDC 06B TSLU 1M20G	**1788100000**
M 20	with thread		52	HDC 06B TSLU 1M20G	**1805930000**
M 25	with thread		52	HDC 06B TSLU 1M25G	**1788090000**
M 25	with thread		72	HDC 16D TSLU 1M25G	**1787480000**
M 32	with thread		72	HDC 16D TSLU 1M32G	**1787470000**
PG 13,5	with thread		52	HDC 06B TSLU 1PG13G	**1670530000**
PG 16	with thread		52	HDC 06B TSLU 1PG16G	**1652520000**
PG 21	with thread		72	HDC 16D TSLU 1PG21G	**1652560000**
PG 29	with thread		72	HDC 16D TSLU 1PG29G	**1652580000**

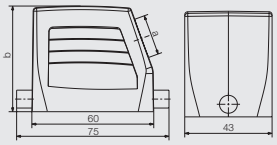

D

Hood, Cable Entry at top

a	Version	Cover	b (mm)	Designation	Order No.
M 20	with thread		52	HDC 06B TOLU 1M20G	**1788120000**
M 25	with thread		52	HDC 06B TOLU 1M25G	**1788110000**
M 25	with thread		72	HDC 16D TOLU 1M25G	**1787500000**
M 32	with thread		72	HDC 16D TOLU 1M32G	**1787490000**
PG 13,5	with thread		52	HDC 06B TOLU 1PG13G	**1670500000**
PG 16	with thread		52	HDC 06B TOLU 1PG16G	**1652640000**
PG 21	with thread		72	HDC 16D TOLU 1PG21G	**1652680000**
PG 29	with thread		72	HDC 16D TOLU 1PG29G	**1652700000**

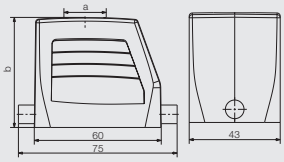

Cover

	Version	Designation	Order No.
	for hoods	HDC 06B DMDL 1LB	**1665210000**

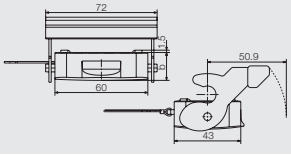

Downloaded from Elcodis.com electronic components distributor

End locking, lower side

Size 3

Base

Bulkhead housing

Version	Cover	b (mm)	Designation	Order No.
		29	HDC 06B ALU	**1202100000**
	with cover	47	HDC 06B ADLU	**1202500000**

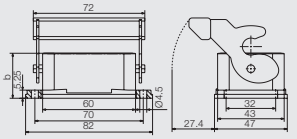

Base housing

a	Version	Cover	b (mm)	Designation	Order No.
M 20	with thread		54	HDC 06B SLU 1M20G	**1900460000**
M 20	with thread	with cover	72	HDC 06B SDLU 1M20G	**1900360000**
M 20	with thread		54	HDC 06B SLU 2M20G	**1788140000**
M 20	with thread	with cover	72	HDC 06B SDLU 2M20G	**1788170000**
M 25	with thread		54	HDC 06B SLU 1M25G	**1900480000**
M 25	with thread	with cover	72	HDC 06B SDLU 1M25G	**1900380000**
M 25	with thread		74	HDC 16D SLU 1M25G	**1900880000**
M 25	with thread	with cover	92	HDC 16D SDLU 1M25G	**1900820000**
M 25	with thread		54	HDC 06B SLU 2M25G	**1788130000**
M 25	with thread		74	HDC 16D SLU 2M25G	**1787520000**
M 25	with thread	with cover	92	HDC 16D SDLU 2M25G	**1787540000**
M 25	with thread	with cover	72	HDC 06B SDLU 2M25G	**1788160000**
M 32	with thread		74	HDC 16D SLU 1M32G	**1900900000**
M 32	with thread		74	HDC 16D SLU 2M32G	**1787510000**
PG 16	with thread		54	HDC 06B SLU 1PG16G	**1652750000**
PG 16	with thread	with cover	72	HDC 06B SDLU 1PG16G	**1652980000**
PG 16	with thread		54	HDC 06B SLU 2PG16G	**1652760000**
PG 16	with thread	with cover	72	HDC 06B SDLU 2PG16G	**1652990000**
PG 21	with thread		74	HDC 16D SLU 2PG21G	**1652840000**

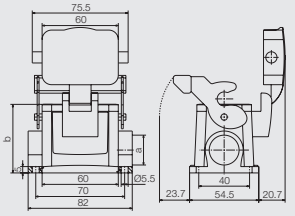

Coupling hood

a	Version	Cover	b (mm)	Designation	Order No.
PG 16	with thread		55	HDC 06B KLU 1PG16G	**1653200000**
PG 21			75	HDC 16D KLU 1/21V	**1653230000**

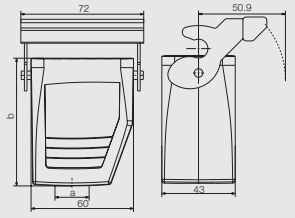

Cover

Version	Designation	Order No.
for bases	HDC 06B DODL 2BO	**1665200000**

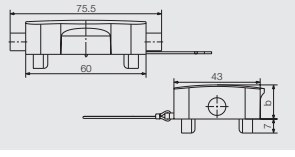

Downloaded from Elcodis.com electronic components distributor

RockStar® Housings IP65 / NEMA 4X

Side locking, lower side

Size 4

Hood

Hood, Cable Entry sideways

a	Version	Cover	b (mm)	Designation	Order No.
M 20	with thread		52	HDC 10B TSBU 1M20G	**1787560000**
M 25	with thread		52	HDC 10B TSBU 1M25G	**1787550000**
M 25	with thread		72	HDC 24D TSBU 1M25G	**1787240000**
M 32	with thread		72	HDC 24D TSBU 1M32G	**1787230000**
PG 16	with thread		52	HDC 10B TSBU 1PG16G	**1654070000**
PG 21	with thread		52	HDC 10B TSBU 1PG21G	**1654090000**
PG 21	with thread		72	HDC 24D TSBU 1PG21G	**1654150000**
PG 29	with thread		72	HDC 24D TSBU 1PG29G	**1654170000**

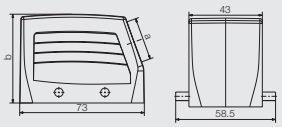

Hood, Cable Entry at top

a	Version	Cover	b (mm)	Designation	Order No.
M 20	with thread		52	HDC 10B TOBU 1M20G	**1787600000**
M 25	with thread		52	HDC 10B TOBU 1M25G	**1787590000**
M 25	with thread		72	HDC 24D TOBU 1M25G	**1787300000**
M 32	with thread		72	HDC 24D TOBU 1M32G	**1787290000**
PG 16	with thread		52	HDC 10B TOBU 1PG16G	**1654220000**
PG 21	with thread		52	HDC 10B TOBU 1PG21G	**1654240000**
PG 21	with thread		52	HDC 10B TOBU 1PG21G	**1816420000**
PG 29	with thread		72	HDC 24D TOBU 1PG29G	**1654320000**

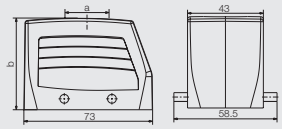

Cover

	Version	Designation	Order No.
	for hoods	HDC 10B DMDQ 2QB	**1665240000**

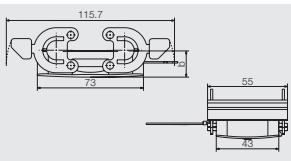

Downloaded from Elcodis.com electronic components distributor

Side locking, lower side

Size 4

Base

Bulkhead housing

Version	Cover	b (mm)	Designation	Order No.
		29.3	HDC 10B ABU	**1205000000**

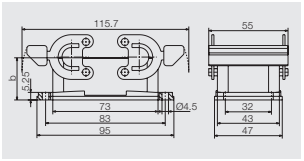

Base housing

a	Version	Cover	b (mm)	Designation	Order No.
M 20	with thread		57	HDC 10B SBU 1M20G	**1901360000**
M 20	with thread		57	HDC 10B SBU 2M20G	**1787640000**
M 25	with thread		57	HDC 10B SBU 1M25G	**1901370000**
M 25	with thread		57	HDC 10B SBU 2M25G	**1787630000**
M 25	with thread		74	HDC 24D SBU 1M25G	**1903210000**
M 25	with thread		74	HDC 24D SBU 2M25G	**1787350000**
M 32	with thread		74	HDC 24D SBU 1M32G	**1903220000**
M 32	with thread		74	HDC 24D SBU 2M32G	**1787360000**
PG 16	with thread		57	HDC 10B SBU 1PG16G	**1654370000**
PG 16	with thread		57	HDC 10B SBU 2PG16G	**1654380000**
PG 21	with thread		74	HDC 24D SBU 2PG21G	**1654450000**
PG 29	with thread		74	HDC 24D SBU 1PG29G	**1654470000**

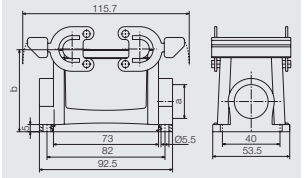

Coupling hood

a	Version	Cover	b (mm)	Designation	Order No.
M 20	with thread		55	HDC 10B KBU 1M20G	**1787720000**
PG 16	with thread		55	HDC 10B KBU 1PG16G	**1654580000**

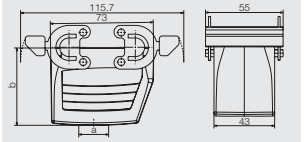

Cover

Version	Designation	Order No.
for bases	HDC 10B DODQ 4BO	**1665230000**

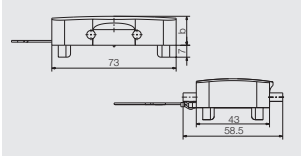

Downloaded from Elcodis.com electronic components distributor

RockStar® Housings IP65 / NEMA 4X

End locking, lower side

Size 4

Hood

Hood, Cable Entry sideways

a	Version	Cover	b (mm)	Designation	Order No.
M 25	with thread		52	HDC 10B TSLU 1M25G	**1787580000**
M 25	with thread		72	HDC 24D TSLU 1M25G	**1787280000**
M 32	with thread		72	HDC 24D TSLU 1M32G	**1787270000**
PG 16	with thread		52	HDC 10B TSLU 1PG16G	**1655210000**
PG 21	with thread		72	HDC 24D TSLU 1PG21G	**1655250000**
PG 29	with thread		72	HDC 24D TSLU 1PG29G	**1655270000**

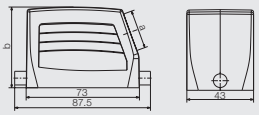

Hood, Cable Entry at top

a	Version	Cover	b (mm)	Designation	Order No.
M 25	with thread		52	HDC 10B TOLU 1M25G	**1787620000**
M 25	with thread		72	HDC 24D TOLU 1M25G	**1787340000**
M 32	with thread		72	HDC 24D TOLU 1M32G	**1787330000**
PG 16	with thread		52	HDC 10B TOLU 1PG16G	**1655320000**
PG 21	with thread		72	HDC 24D TOLU 1PG21G	**1655360000**
PG 29	with thread		72	HDC 24D TOLU 1PG29G	**1655380000**

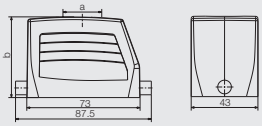

Downloaded from Elcodis.com electronic components distributor

End locking, lower side

Size 4

Base

Bulkhead housing

Version	Cover	b (mm)	Designation	Order No.
	with cover	51.6	HDC 10B ADLU	**1206500000**
		29.3	HDC 10B ALU	**1206100000**

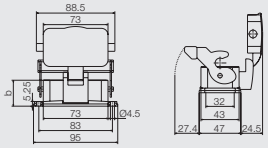

Base housing

a	Version	Cover	b (mm)	Designation	Order No.
M 20	with thread		57	HDC 10B SLU 1M20G	**1901620000**
M 20	with thread	with cover	79.5	HDC 10B SDLU 1M20G	**1901570000**
M 20	with thread		57	HDC 10B SLU 2M20G	**1787660000**
M 20	with thread	with cover	79.5	HDC 10B SDLU 2M20G	**1787700000**
M 25	with thread		57	HDC 10B SLU 1M25G	**1901640000**
M 25	with thread	with cover	96.5	HDC 24D SDLU 1M25G	**1903410000**
M 25	with thread		57	HDC 10B SLU 2M25G	**1787650000**
M 25	with thread	with cover	96.5	HDC 24D SDLU 2M25G	**1787420000**
M 32	with thread		74	HDC 24D SLU 1M32G	**1903560000**
M 32	with thread	with cover	96.5	HDC 24D SDLU 1M32G	**1903510000**
M 32	with thread		74	HDC 24D SLU 2M32G	**1787370000**
M 32	with thread	with cover	96.5	HDC 24D SDLU 2M32G	**1787410000**
PG 16	with thread		57	HDC 10B SLU 2PG16G	**1655470000**
PG 16	with thread	with cover	79.5	HDC 10B SDLU 2PG16G	**1655680000**

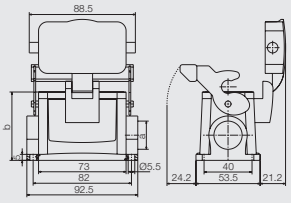

Coupling hood

a	Version	Cover	b (mm)	Designation	Order No.
M 20	with thread		55	HDC 10B KLU 1M20G	**1787740000**
M 25	with thread		55	HDC 10B KLU 1M25G	**1787730000**
M 25	with thread		75	HDC 24D KLU 1M25G	**1787460000**
M 32	with thread		75	HDC 24D KLU 1M32G	**1787450000**
PG 16	with thread		55	HDC 10B KLU 1PG16G	**1655890000**

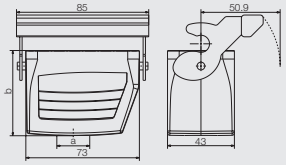

Downloaded from Elcodis.com electronic components distributor

RockStar® Housings IP65 / NEMA 4X

Side locking, upper side

Size 4

Hood

Hood, Cable Entry sideways

a	Version	Cover	b (mm)	Designation	Order No.
M 25	with thread		52	HDC 10B TSBO 1M25G	**1787570000**
M 25	with thread		72	HDC 24D TSBO 1M25G	**1787260000**
M 32	with thread		72	HDC 24D TSBO 1M32G	**1787250000**
PG 16	with thread		52	HDC 10B TSBO 1PG16G	**1654750000**
PG 16	with thread		72	HDC 24D TSBO 1PG16G	**1654810000**
PG 21	with thread		72	HDC 24D TSBO 1PG21G	**1654790000**

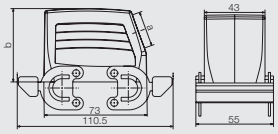

D

Hood, Cable Entry at top

a	Version	Cover	b (mm)	Designation	Order No.
M 25	with thread		52	HDC 10B TOBO 1M25G	**1787610000**
PG 16	with thread		52	HDC 10B TOBO 1PG16G	**1654860000**
PG 29	with thread		72	HDC 24D TOBO 1PG29G	**1654920000**

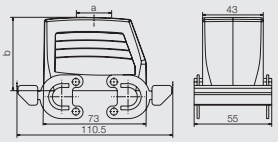

Cover

	Version	Designation	Order No.
	for hoods	HDC 10B DMDQ 4BO	**1665250000**

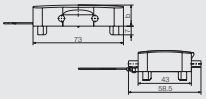

Base

Bulkhead housing

	Version	Cover	b (mm)	Designation	Order No.
		with cover	51.6	HDC 10B ADBO	**1205600000**

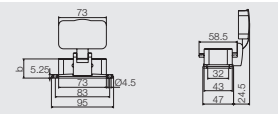

Base housing

a	Version	Cover	b (mm)	Designation	Order No.
M 20	with thread	with cover	79.5	HDC 10B SDBO 1M20G	**1901490000**
M 20	with thread	with cover	79.5	HDC 10B SDBO 2M20G	**1787680000**
M 25	with thread	with cover	79.5	HDC 10B SDBO 1M25G	**1901510000**
M 25	with thread	with cover	96.5	HDC 24D SDBO 1M25G	**1903370000**
M 25	with thread	with cover	79.5	HDC 10B SDBO 2M25G	**1787670000**
M 25	with thread	with cover	96.5	HDC 24D SDBO 2M25G	**1787400000**
PG 16	with thread	with cover	79.5	HDC 10B SDBO 2PG16G	**1655000000**

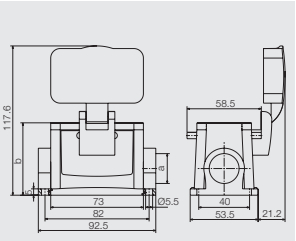

Downloaded from Elcodis.com electronic components distributor

Size 4
End locking clamp on housing bottom

The plug and play solution for your motor.
With short assembly times and free choice of connection technology, this is Weidmüller's low-cost solution for heavy-duty connectors.

The HDC HB 10 AWVL angled housing replaces the motor terminal box. The housing can be mounted in four different ways (offset by 90°) thanks to fixing dimensions of 68 x 68 mm.

Suitable for use with standard inserts of the HE-10 series (screw, tension clamp or push-in technology) or inserts from the modular ConCept system.

HDC HB 10 AWVL

Ordering data

Type	Qty	Order No.
HDC HB 10 AWVL	1	1790040000

Dimensions

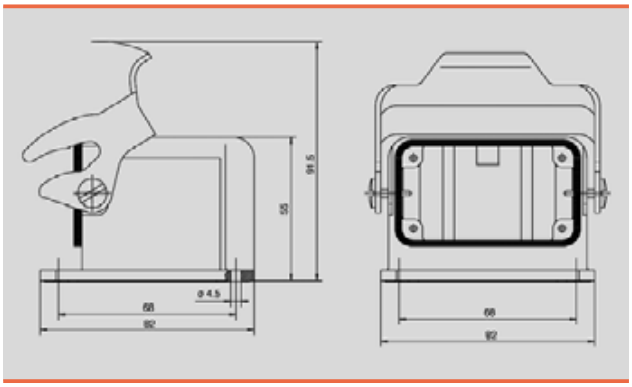

Downloaded from Elcodis.com electronic components distributor

RockStar® Housings IP65 / NEMA 4X

End locking, lower side

Size 5

Hood

Hood, Cable Entry sideways

a	Version	Cover	b (mm)	Designation	Order No.
M 20	with thread		72	HDC 25A TSLU 1M20G	**1788680000**
M 25	with thread		58	HDC 16A TSLU 1M25G	**1788740000**
M 25	with thread		72	HDC 25A TSLU 1M25G	**1788690000**
PG 16	with thread		58	HDC 16A TSLU 1PG16G	**1664690000**
PG 16	with thread		72	HDC 25A TSLU 1PG16G	**1664730000**
PG 21	with thread		72	HDC 25A TSLU 1PG21G	**1664750000**

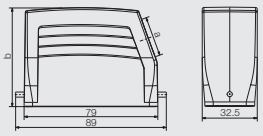

Hood, Cable Entry at top

a	Version	Cover	b (mm)	Designation	Order No.
M 20	with thread		72	HDC 25A TOLU 1M20G	**1788710000**
M 25	with thread		58	HDC 16A TOLU 1M25G	**1788750000**
M 25	with thread		72	HDC 25A TOLU 1M25G	**1788700000**
PG 16	with thread		58	HDC 16A TOLU 1PG16G	**1664810000**
PG 21	with thread		72	HDC 25A TOLU 1PG21G	**1664870000**

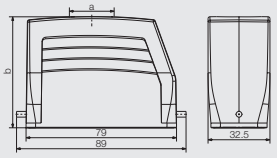

Cover

	Version	Designation	Order No.
	for hoods	HDC 16A DODL 1LB	**1665900000**

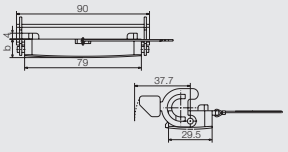

Downloaded from Elcodis.com electronic components distributor

End locking, lower side

Size 5

Base

Bulkhead housing

Version	Cover	b (mm)	Designation	Order No.
	with cover	44.5	HDC 16A ADLU	**1664940000**
		25	HDC 16A ALU	**1664920000**

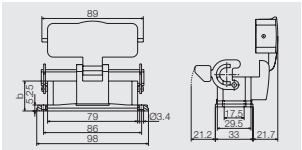

Base housing

a	Version	Cover	b (mm)	Designation	Order No.
M 20	with thread		57	HDC 16A SLU 2M20G	**1788770000**
M 20	with thread	with cover	76.5	HDC 16A SDLU 2M20G	**1788790000**
M 25	with thread		57	HDC 16A SLU 2M25G	**1788760000**
M 25	with thread	with cover	76.5	HDC 16A SDLU 2M25G	**1788780000**
PG 16	with thread		57	HDC 16A SLU 2PG16G	**1665070000**
PG 16	with cable gl.	with cover	76.5	HDC 16A SDLU 2PG17	**1665300000**
PG 21	with thread		57	HDC 16A SLU 1PG21G	**1665090000**

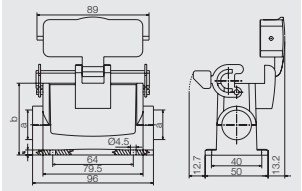

Coupling hood

a	Version	Cover	b (mm)	Designation	Order No.
M 25	with thread		53	HDC 16A KLU 1M25G	**1788800000**
PG 16	with thread		53	HDC 16A KLU 1PG16G	**1665450000**

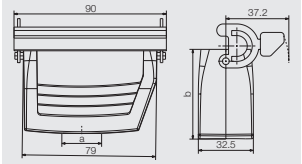

Cover

Version	Designation	Order No.
for bases	HDC 16A DMDL 2BO	**1665910000**

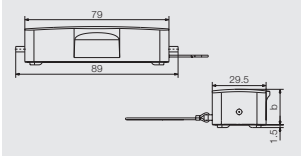

Downloaded from Elcodis.com electronic components distributor

RockStar® Housings IP65 / NEMA 4X

Side locking, lower side

Size 6

Hood

Hood, Cable Entry sideways

a	Version	Cover	b (mm)	Designation	Order No.
M 25	with thread		61	HDC 16B TSBU 1M25G	**1788180000**
M 25	with thread		76	HDC 40D TSBU 1M25G	**1787010000**
M 32	with thread		76	HDC 40D TSBU 1M32G	**1787000000**
M 40	with thread		60	HDC HB16 TSVU 1xM40G	**1809620000**
PG 21	with thread		61	HDC 16B TSBU 1PG21G	**1656480000**
PG 21	with thread		76	HDC 40D TSBU 1PG21G	**1656520000**
PG 29	with thread		76	HDC 40D TSBU 1PG29G	**1656540000**

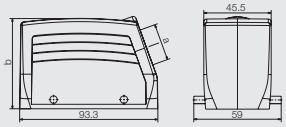

Hood, Cable Entry at top

a	Version	Cover	b (mm)	Designation	Order No.
M 25	with thread		61	HDC 16B TOBU 1M25G	**1788210000**
M 25	with thread		76	HDC 40D TOBU 1M25G	**1787070000**
M 32	with thread		76	HDC 40D TOBU 1M32G	**1787060000**
PG 21	with thread		61	HDC 16B TOBU 1PG21G	**1656590000**
PG 21	with thread		76	HDC 40D TOBU 1PG21G	**1656630000**
PG 29	with thread		76	HDC 40D TOBU 1PG29G	**1656650000**

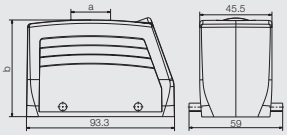

Cover

	Version	Designation	Order No.
	for hoods	HDC 16B DMDQ 2QB	**1665270000**

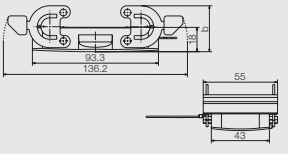

Downloaded from Elcodis.com electronic components distributor

Side locking, lower side

Size 6

Base

Bulkhead housing

Version	Cover	b (mm)	Designation	Order No.
		29	HDC 16B ABU	**1208600000**

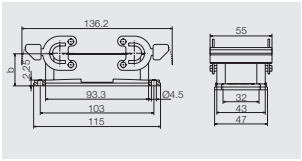

Base housing

a	Version	Cover	b (mm)	Designation	Order No.
M 25	with thread		64	HDC 16B SBU 1M25G	**1899980000**
M 25	with thread		84	HDC 40D SBU 1M25G	**1902970000**
M 25	with thread		64	HDC 16B SBU 2M25G	**1788240000**
M 25	with thread		84	HDC 40D SBU 2M25G	**1787120000**
M 32	with thread		84	HDC 40D SBU 1M32G	**1902990000**
M 32	with thread		84	HDC 40D SBU 2M32G	**1787110000**
PG 21	with thread		64	HDC 16B SBU 1PG21G	**1656720000**
PG 21	with thread		64	HDC 16B SBU 2PG21G	**1656730000**
PG 21	with thread		84	HDC 40D SBU 2PG21G	**1656810000**
PG 29	with thread		84	HDC 40D SBU 1PG29G	**1656830000**
PG 29	with thread		84	HDC 40D SBU 2PG29G	**1656840000**

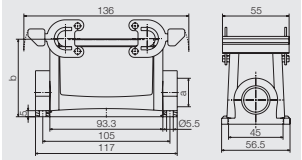

Coupling hood

a	Version	Cover	b (mm)	Designation	Order No.
M 25	with thread		79	HDC 40D KBU 1M25G	**1787200000**
M 32	with thread		79	HDC 40D KBU 1M32G	**1787190000**
PG 21	with thread		64	HDC 16B KBU 1PG21G	**1657270000**
PG 21	with thread		79	HDC 40D KBU 1PG21G	**1657310000**

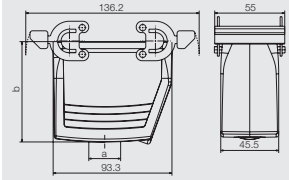

Cover

Version	Designation	Order No.
for bases	HDC 16B DODQ 4BO	**1665260000**

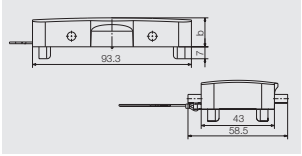

Downloaded from Elcodis.com electronic components distributor

RockStar® Housings IP65 / NEMA 4X

End locking, lower side

Size 6

Hood

Hood, Cable Entry sideways

a	Version	Cover	b (mm)	Designation	Order No.
M 25	with thread		61	HDC 16B TSLU 1M25G	**1788200000**
M 25	with thread		76	HDC 40D TSLU 1M25G	**1787050000**
M 32	with thread		61	HDC 16B TSLU 1M32G	**1804640000**
M 32	with thread		76	HDC 40D TSLU 1M32G	**1787040000**
M 40	with thread		76	HDC 40D TSLU 1M40G	**1804650000**
PG 21	with thread		61	HDC 16B TSLU 1PG21G	**1657850000**
PG 21	with thread		76	HDC 40D TSLU 1PG21G	**1657890000**
PG 29	with thread		76	HDC 40D TSLU 1PG29G	**1657910000**

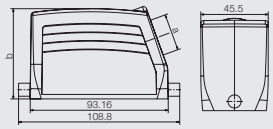

Hood, Cable Entry at top

a	Version	Cover	b (mm)	Designation	Order No.
M 25	with thread		61	HDC 16B TOLU 1M25G	**1788230000**
M 32	with thread		61	HDC 16B TOLU 1M32G	**1804630000**
M 32	with thread		76	HDC 40D TOLU 1M32G	**1787100000**
PG 21	with thread		61	HDC 16B TOLU 1PG21G	**1657960000**
PG 29	with thread		76	HDC 40D TOLU 1PG29G	**1658020000**

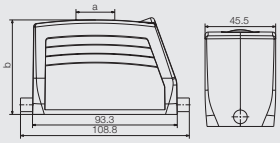

D

Downloaded from Elcodis.com electronic components distributor

End locking, lower side

Size 6

Base

Bulkhead housing

Version	Cover	b (mm)	Designation	Order No.
	with cover	47	HDC 16B ADLU	**1210100000**
		29	HDC 16B ALU	**1209700000**

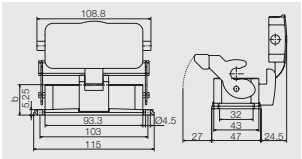

Base housing

a	Version	Cover	b (mm)	Designation	Order No.
M 25	with thread		64	HDC 16B SLU 1M25G	**1900170000**
M 25	with thread	with cover	102	HDC 40D SDLU 1M25G	**1903070000**
M 25	with thread		64	HDC 16B SLU 2M25G	**1788250000**
M 25	with thread	with cover	82	HDC 16B SDLU 2M25G	**1788270000**
M 25	with thread	with cover	102	HDC 40D SDLU 2M25G	**1787180000**
M 32	with thread		84	HDC 40D SLU 1M32G	**1903110000**
M 32	with thread	with cover	102	HDC 40D SDLU 1M32G	**1903080000**
M 32	with thread		84	HDC 40D SLU 2M32G	**1804660000**
M 32	with thread	with cover	102	HDC 40D SDLU 2M32G	**1787170000**
PG 21	with thread		64	HDC 16B SLU 1PG21G	**1658110000**
PG 21	with thread	with cover	82	HDC 16B SDLU 1PG21G	**1658320000**
PG 21	with thread		64	HDC 16B SLU 2PG21G	**1658120000**
PG 21	with thread	with cover	82	HDC 16B SDLU 2PG21G	**1658330000**
PG 29	with thread	with cover	102	HDC 40D SDLU 1PG29G	**1658410000**

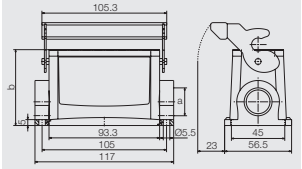

Coupling hood

a	Version	Cover	b (mm)	Designation	Order No.
M 25	with thread		64	HDC 16B KLU 1M25G	**1788290000**
M 25	with thread		79	HDC 40D KLU 1M25G	**1787220000**

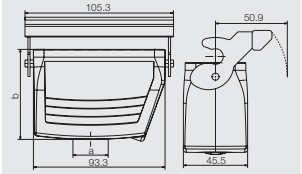

Downloaded from Elcodis.com electronic components distributor

RockStar® Housings IP65 / NEMA 4X

Side locking, upper side

Size 6

Hood

Hood, Cable Entry sideways

a	Version	Cover	b (mm)	Designation	Order No.
M 25	with thread		61	HDC 16B TSBO 1M25G	**1788190000**
M 25	with thread		76	HDC 40D TSBO 1M25G	**1787030000**
M 32	with thread		76	HDC 40D TSBO 1M32G	**1787020000**
PG 21	with thread		61	HDC 16B TSBO 1PG21G	**1657380000**
PG 21	with thread		76	HDC 40D TSBO 1PG21G	**1657420000**

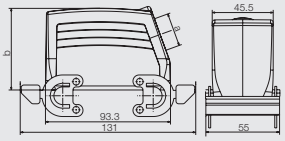

D

Hood, Cable Entry at top

a	Version	Cover	b (mm)	Designation	Order No.
M 25	with thread		61	HDC 16B TOBO 1M25G	**1788220000**
PG 21	with thread		61	HDC 16B TOBO 1PG21G	**1657490000**
PG 29	with thread		76	HDC 40D TOBO 1PG29G	**1657550000**

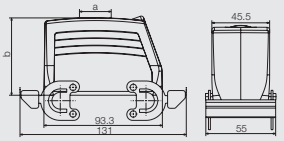

Cover

	Version	Designation	Order No.
	for hoods	HDC 16B DMDQ 4BO	**1665620000**

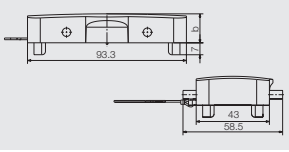

Downloaded from Elcodis.com electronic components distributor

Side locking, upper side

Size 6

Base

Bulkhead housing

Version	Cover	b (mm)	Designation	Order No.
	with cover	47	HDC 16B ADBO	**1209200000**

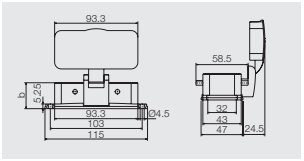

Base housing

a	Version	Cover	b (mm)	Designation	Order No.
M 25	with thread	with cover	82	HDC 16B SDBO 1M25G	**1900080000**
M 25	with thread	with cover	82	HDC 16B SDBO 2M25G	**1788260000**
PG 21	with thread	with cover	82	HDC 16B SDBO 2PG21G	**1657640000**

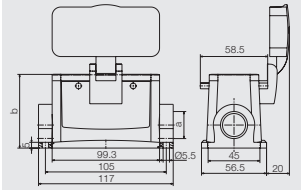

Downloaded from Elcodis.com electronic components distributor

RockStar® Housings IP65 / NEMA 4X

Side locking, lower side

Size 7

Hood

Hood, Cable Entry sideways

a	Version	Cover	b (mm)	Designation	Order No.
M 25	with thread		75	HDC 32A TSBU 1M25G	**1787960000**
M 32	with thread		75	HDC 32A TSBU 1M32G	**1787950000**
PG 21	with thread		75	HDC 32A TSBU 1PG21G	**1665670000**
PG 29	with thread		75	HDC 32A TSBU 1PG29G	**1665690000**

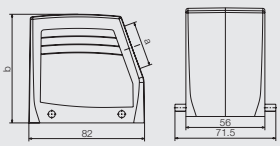

D

Hood, Cable Entry at top

a	Version	Cover	b (mm)	Designation	Order No.
M 32	with thread		75	HDC 32A TOBU 1M32G	**1787990000**
PG 21	with thread		75	HDC 32A TOBU 1PG21G	**1665790000**
PG 29	with thread		75	HDC 32A TOBU 1PG29G	**1665810000**

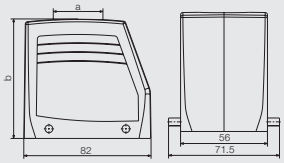

Downloaded from Elcodis.com electronic components distributor

Side locking, lower side

Size 7

Base

Bulkhead housing

Version	Cover	b (mm)	Designation	Order No.
		25	HDC 32A ABU	**1665860000**

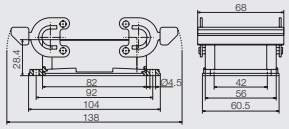

Base housing

a	Version	Cover	b (mm)	Designation	Order No.
M 25	with thread		75	HDC 32A SBU 1M25G	**1903870000**
M 25	with thread		75	HDC 32A SBU 2M25G	**1788040000**
PG 21	with thread		75	HDC 32A SBU 2PG21G	**1665980000**
PG 29	with thread		75	HDC 32A SBU 1PG29G	**1666010000**

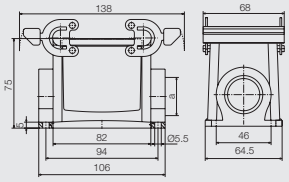

Coupling hood

a	Version	Cover	b (mm)	Designation	Order No.
M 25	with thread		76.5	HDC 32A KBU 1M25G	**1788080000**
M 32	with thread		76.5	HDC 32A KBU 1M32G	**1788070000**

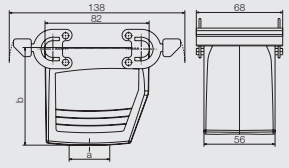

Downloaded from Elcodis.com electronic components distributor

RockStar® Housings IP65 / NEMA 4X

Side locking, upper side

Size 7

Hood

Hood, Cable Entry sideways

a	Version	Cover	b (mm)	Designation	Order No.
M 25	with thread		75	HDC 32A TSBO 1M25G	**1787980000**
M 32	with thread		75	HDC 32A TSBO 1M32G	**1787970000**
PG 29	with thread		75	HDC 32A TSBO 1PG29G	**1666270000**

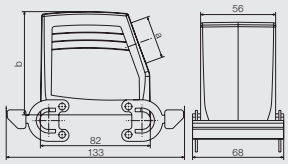

D

Hood, Cable Entry at top

a	Version	Cover	b (mm)	Designation	Order No.
M 32	with thread		77	HDC 32A TOBO 1M32G	**1788010000**

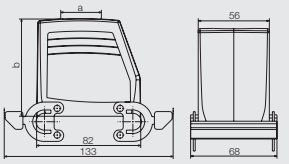

Cover

	Version	Designation	Order No.
	for hoods	HDC 32A DODQ 4BO	**1665920000**

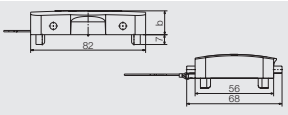

Base

Base housing

a	Version	Cover	b (mm)	Designation	Order No.
M 25	with thread	with cover	97	HDC 32A SDBO 1M25G	**1903900000**
M 25	with thread	with cover	97	HDC 32A SDBO 2M25G	**1788060000**
M 32	with thread	with cover	97	HDC 32A SDBO 1M32G	**1903910000**
M 32	with thread	with cover	97	HDC 32A SDBO 2M32G	**1788050000**
PG 21	with thread	with cover	97	HDC 32A SDBO 1PG21G	**1666550000**
PG 29	with thread	with cover	97	HDC 32A SDBO 1PG29G	**1666590000**

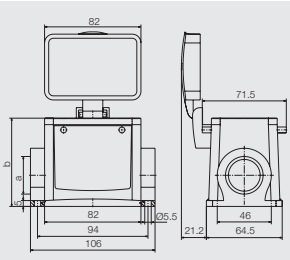

Cover

	Version	Designation	Order No.
	for bases	HDC 32A DMDQ 2QB	**1665930000**

Downloaded from Elcodis.com electronic components distributor

Downloaded from Elcodis.com electronic components distributor

RockStar® Housings IP65 / NEMA 4X

Side locking, lower side

Size 8

Hood

Hood, Cable Entry sideways

a	Version	Cover	b (mm)	Designation	Order No.
M 25	with thread		61	HDC 24B TSBU 1M25G	**1787760000**
M 25	with thread		76	HDC 64D TSBU 1M25G	**1786780000**
M 32	with thread		61	HDC 24B TSBU 1M32G	**1787750000**
M 32	with thread		76	HDC 64D TSBU 1M32G	**1786770000**
M 40	with thread		61	HDC 24B TSBU 1M40G	**1902480000**
PG 21	with thread		61	HDC 24B TSBU 1PG21G	**1661230000**
PG 21	with thread		76	HDC 64D TSBU 1PG21G	**1661300000**
PG 29	with thread		61	HDC 24B TSBU 1PG29G	**1661240000**
PG 29	with thread		76	HDC 64D TSBU 1PG29G	**1661320000**

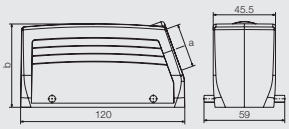

D

Hood, Cable Entry at top

a	Version	Cover	b (mm)	Designation	Order No.
M 25	with thread		61	HDC 24B TOBU 1M25G	**1787820000**
M 32	with thread		61	HDC 24B TOBU 1M32G	**1787810000**
M 32	with thread		76	HDC 64D TOBU 1M32G	**1786830000**
M 40	with thread		61	HDC 24B TOBU 1M40G	**1902980000**
PG 21	with thread		61	HDC 24B TOBU 1PG21G	**1661370000**
PG 21	with thread		76	HDC 64D TOBU 1PG21G	**1661440000**
PG 29	with thread		61	HDC 24B TOBU 1PG29G	**1661380000**
PG 29	with thread		76	HDC 64D TOBU 1PG29G	**1661460000**

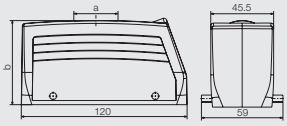

Cover

	Version	Designation	Order No.
	for hoods	HDC 24B DMDQ 2QB	**1665640000**

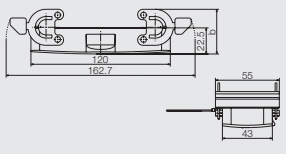

Downloaded from Elcodis.com electronic components distributor

Side locking, lower side

Size 8

Base

Bulkhead housing

Version	Cover	b (mm)	Designation	Order No.
		29.3	HDC 24B ABU	**1212400000**

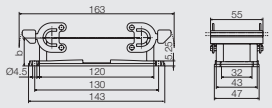

Base housing

a	Version	Cover	b (mm)	Designation	Order No.
M 25	with thread		64	HDC 24B SBU 1M25G	**1901150000**
M 25	with thread		84	HDC 64D SBU 1M25G	**1904340000**
M 25	with thread		64	HDC 24B SBU 2M25G	**1787870000**
M 25	with thread		84	HDC 64D SBU 2M25G	**1786890000**
M 32	with thread		84	HDC 64D SBU 1M32G	**1904350000**
M 32	with thread		84	HDC 64D SBU 2M32G	**1786880000**
PG 21	with thread		64	HDC 24B SBU 1PG21G	**1661510000**
PG 21	with thread		64	HDC 24B SBU 2PG21G	**1661520000**
PG 21	with thread		84	HDC 64D SBU 2PG21G	**1661590000**
PG 29	with thread		84	HDC 64D SBU 2PG29G	**1661630000**

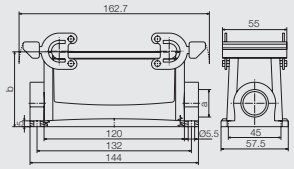

Coupling hood

a	Version	Cover	b (mm)	Designation	Order No.
M 25	with thread		65	HDC 24B KBU 1M25G	**1787920000**
M 32	with thread		79	HDC 64D KBU 1M32G	**1786960000**
PG 21	with thread		65	HDC 24B KBU 1PG21G	**1661720000**
PG 29	with thread		65	HDC 24B KBU 1PG29G	**1661730000**
PG 29	with thread		79	HDC 64D KBU 1PG29G	**1661810000**

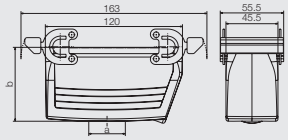

Cover

Version	Designation	Order No.
for bases	HDC 24B DODQ 4BO	**1665630000**

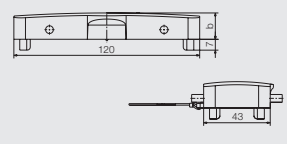

Downloaded from Elcodis.com electronic components distributor

RockStar® Housings IP65 / NEMA 4X

End locking, lower side

Size 8

Hood

Hood, Cable Entry sideways

a	Version	Cover	b (mm)	Designation	Order No.
M 25	with thread		61	HDC 24B TSLU 1M25G	**1787800000**
M 32	with thread		61	HDC 24B TSLU 1M32G	**1787790000**
M 32	with thread		76	HDC 64D TSLU 1M32G	**1786810000**
M 40	with thread		76	HDC 64D TSLU 1M40G	**1804610000**
PG 21	with thread		61	HDC 24B TSLU 1PG21G	**1662390000**
PG 21	with thread		76	HDC 64D TSLU 1PG21G	**1662470000**
PG 29	with thread		61	HDC 24B TSLU 1PG29G	**1662410000**
PG 29	with thread		76	HDC 64D TSLU 1PG29G	**1662490000**

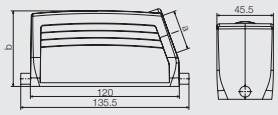

Hood, Cable Entry at top

a	Version	Cover	b (mm)	Designation	Order No.
M 25	with thread		61	HDC 24B TOLU 1M25G	**1787860000**
M 25	with thread		76	HDC 64D TOLU 1M25G	**1786870000**
M 32	with thread		61	HDC 24B TOLU 1M32G	**1787850000**
M 32	with thread		76	HDC 64D TOLU 1M32G	**1786860000**
PG 21	with thread		61	HDC 24B TOLU 1PG21G	**1662540000**
PG 21	with thread		76	HDC 64D TOLU 1PG21G	**1662610000**
PG 29	with thread		61	HDC 24B TOLU 1PG29G	**1662550000**
PG 29	with thread		76	HDC 64D TOLU 1PG29G	**1662630000**

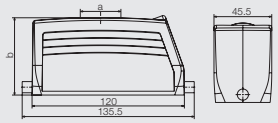

Downloaded from Elcodis.com electronic components distributor

End locking, lower side

Size 8

Base

Bulkhead housing

Version	Cover	b (mm)	Designation	Order No.
	with cover	51.3	HDC 24B ADLU	**1214300000**
		29.3	HDC 24B ALU	**1213900000**

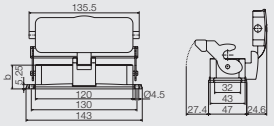

Base housing

a	Version	Cover	b (mm)	Designation	Order No.
M 25	with thread		64	HDC 24B SLU 1M25G	**1901560000**
M 25	with thread	with cover	86	HDC 24B SDLU 1M25G	**1901480000**
M 25	with thread		84	HDC 64D SLU 1M25G	**1904480000**
M 25	with thread	with cover	106	HDC 64D SDLU 1M25G	**1904430000**
M 25	with thread		64	HDC 24B SLU 2M25G	**1787880000**
M 25	with thread	with cover	86	HDC 24B SDLU 2M25G	**1787900000**
M 25	with thread		84	HDC 64D SLU 2M25G	**1786910000**
M 25	with thread	with cover	106	HDC 64D SDLU 2M25G	**1786950000**
M 32	with thread		84	HDC 64D SLU 1M32G	**1904490000**
M 32	with thread	with cover	106	HDC 64D SDLU 1M32G	**1904440000**
M 32	with thread		84	HDC 64D SLU 2M32G	**1786900000**
M 32	with thread	with cover	106	HDC 64D SDLU 2M32G	**1786940000**
PG 21	with thread		64	HDC 24B SLU 2PG21G	**1662720000**
PG 21	with thread	with cover	86	HDC 24B SDLU 2PG21G	**1214500000**
PG 29	with thread	with cover	106	HDC 64D SDLU 2PG29G	**1663040000**

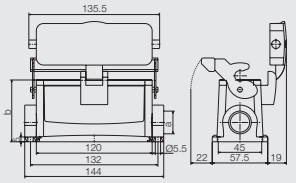

Downloaded from Elcodis.com electronic components distributor

RockStar® Housings IP65 / NEMA 4X

Side locking, upper side

Size 8

Hood

Hood, Cable Entry sideways

a	Version	Cover	b (mm)	Designation	Order No.
M 25	with thread		61	HDC 24B TSBO 1M25G	**1787780000**
M 25	with thread		76	HDC 64D TSBO 1M25G	**1786800000**
M 32	with thread		61	HDC 24B TSBO 1M32G	**1787770000**
M 32	with thread		76	HDC 64D TSBO 1M32G	**1786790000**
PG 21	with thread		61	HDC 24B TSBO 1PG21G	**1661860000**
PG 21	with thread		76	HDC 64D TSBO 1PG21G	**1661940000**
PG 29	with thread		61	HDC 24B TSBO 1PG29G	**1661880000**
PG 29	with thread		76	HDC 64D TSBO 1PG29G	**1661960000**

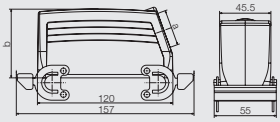

D

Hood, Cable Entry at top

a	Version	Cover	b (mm)	Designation	Order No.
M 32	with thread		61	HDC 24B TOBO 1M32G	**1787830000**
PG 21	with thread		76	HDC 64D TOBO 1PG21G	**1662080000**
PG 29	with thread		61	HDC 24B TOBO 1PG29G	**1662020000**
PG 29	with thread		76	HDC 64D TOBO 1PG29G	**1662100000**

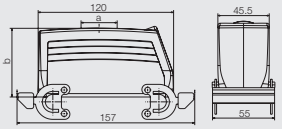

Cover

	Version	Designation	Order No.
	for hoods	HDC 24B DMDQ 4BO	**1665650000**

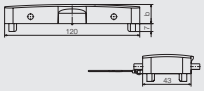

Base

Bulkhead housing

	Version	Cover	b (mm)	Designation	Order No.
		with cover	51.3	HDC 24B ADBO	**1213300000**

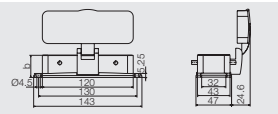

Base housing

a	Version	Cover	b (mm)	Designation	Order No.
M 32	with thread	with cover	106	HDC 64D SDBO 1M32G	**1904400000**
M 32	with thread	with cover	106	HDC 64D SDBO 2M32G	**1786920000**
PG 21	with thread	with cover	86	HDC 24B SDBO 2PG21G	**1662180000**
PG 29	with thread	with cover	106	HDC 64D SDBO 1PG29G	**1662280000**

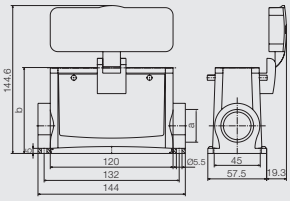

Downloaded from Elcodis.com electronic components distributor

Downloaded from Elcodis.com electronic components distributor

RockStar® Housings IP65 / NEMA 4X

End locking, lower side

Size 9

Hood

Hood, Cable Entry sideways

a	Version	Cover	b (mm)	Designation	Order No.
M 32	with thread		79	HDC 48A TSLU 1M32G	**1788550000**
PG 29	with with thread		79	HDC 48A TSLU 1PG29G	**1666710000**

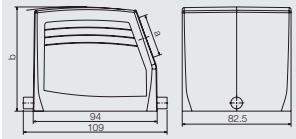

Hood, Cable Entry at top

a	Version	Cover	b (mm)	Designation	Order No.
M 32	with thread		79	HDC 48A TOLU 1M32G	**1788560000**
PG 29	with thread		79	HDC 48A TOLU 1PG29G	**1666730000**

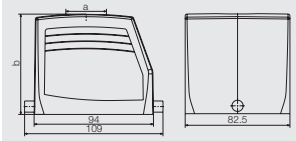

D

Downloaded from Elcodis.com electronic components distributor

End locking, lower side

Size 9

Base

Bulkhead housing

Version	Cover	b (mm)	Designation	Order No.
	with cover	53	HDC 48A ADLU	**1666750000**
		36	HDC 48A ALU	**1666740000**

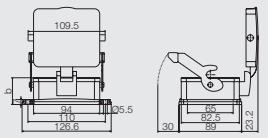

Base housing

a	Version	Cover	b (mm)	Designation	Order No.
M 32	with thread		79	HDC 48A SLU 2M32G	**1788570000**
PG 29	with thread		79	HDC 48A SLU 1PG29G	**1666770000**
PG 29	with thread	with cover	96	HDC 48A SDLU 1PG29G	**1666810000**

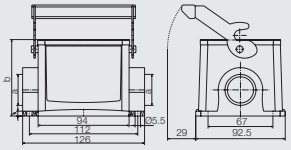

Downloaded from Elcodis.com electronic components distributor

RockStar® Housings IP65 / NEMA 4X

Side locking, lower side

Size 10

Hood

Hood, Cable Entry sideways

a	Version	Cover	b (mm)	Designation	Order No.
M 32	with thread		79	HDC 32B TSBU 1M32G	**1788400000**
PG 29	with thread		79	HDC 32B TSBU 1PG29G	**1666840000**

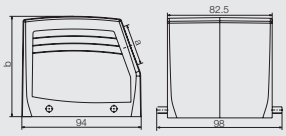

Hood, Cable Entry at top

a	Version	Cover	b (mm)	Designation	Order No.
M 32	with thread		79	HDC 32B TOBU 1M32G	**1788430000**
PG 29	with thread		79	HDC 32B TOBU 1PG29G	**1666870000**
PG 29	with cable gland		79	HDC 32B TOBU 1PG29V	**1217300000**

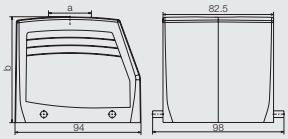

D

Downloaded from Elcodis.com electronic components distributor

Side locking, lower side

Size 10

Base

Bulkhead housing

Version	Cover	b (mm)	Designation	Order No.
		38	HDC 32B ABU	**1217800000**

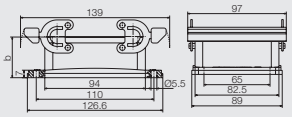

Base housing

a	Version	Cover	b (mm)	Designation	Order No.
M 32	with thread		79	HDC 32B SBU 1M32G	**1902600000**
M 32	with thread		79	HDC 32B SBU 2M32G	**1788460000**
PG 29	with thread		79	HDC 32B SBU 2PG29G	**1666920000**
PG 36	with thread		79	HDC 32B SBU 1PG36G	**1902610000**
PG 36	with thread		79	HDC 32B SBU 2PG36G	**1902640000**

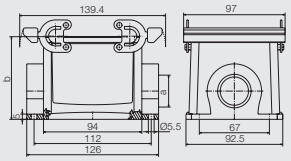

Coupling hood

a	Version	Cover	b (mm)	Designation	Order No.
M 40	with thread		83	HDC 32B KBU 1M40G	**1902730000**
PG 29	with thread		83	HDC 32B KBU 1PG29G	**1902740000**
PG 29	with thread		83	HDC 32B KBU 1PG36G	**1902750000**

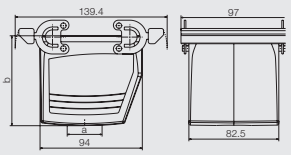

Downloaded from Elcodis.com electronic components distributor

RockStar® Housings IP65 / NEMA 4X

End locking, lower side

Size 10

Hood

Hood, Cable Entry sideways

a	Version	Cover	b (mm)	Designation	Order No.
M 32	with thread		79	HDC 32B TSLU 1M32G	**1788420000**
PG 29	with thread		79	HDC 32B TSLU 1PG29G	**1667120000**
PG 29	with cable gland		79	HDC 32B TSLU 1PG29V	**1219300000**

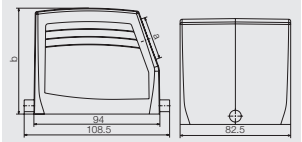

Hood, Cable Entry at top

a	Version	Cover	b (mm)	Designation	Order No.
M 32	with thread		79	HDC 32B TOLU 1M32G	**1788450000**

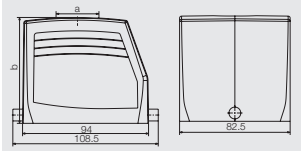

D

Downloaded from Elcodis.com electronic components distributor

End locking, lower side

Size 10

Base

Bulkhead housing

Version	Cover	b (mm)	Designation	Order No.
	with cover	55	HDC 32B ADLU	**1219800000**
		38	HDC 32B ALU	**1219500000**

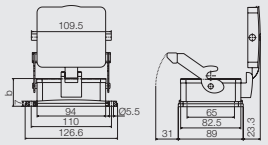

Base housing

a	Version	Cover	b (mm)	Designation	Order No.
M 32	with thread		79	HDC 32B SLU 1M32G	**1902670000**
M 32	with thread	with cover	96	HDC 32B SDLU 1M32G	**1902650000**
M 32	with thread		79	HDC 32B SLU 2M32G	**1788470000**
M 32	with thread	with cover	96	HDC 32B SDLU 2M32G	**1788490000**

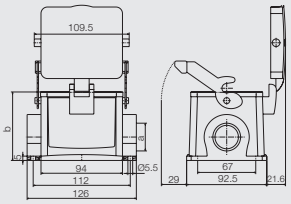

Coupling hood

a	Version	Cover	b (mm)	Designation	Order No.
M 32	with thread		83	HDC 32B KLU 1M32G	**1788500000**

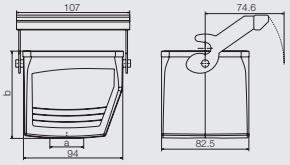

Downloaded from Elcodis.com electronic components distributor

RockStar® Housings IP65 / NEMA 4X

Side locking, upper side

Size 10

Hood

Hood, Cable Entry sideways

a	Version	Cover	b (mm)	Designation	Order No.
M 32	with thread		79	HDC 32B TSBO 1M32G	**1788410000**

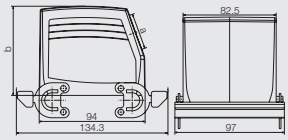

D

Base

Bulkhead housing

Version	Cover	b (mm)	Designation	Order No.
	with cover	55	HDC 32B ADBO	**1218800000**

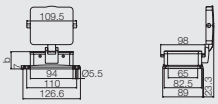

Downloaded from Elcodis.com electronic components distributor

End locking, lower side

Size 12

Hood

Hood, Cable Entry sideways

a	Version	Cover	b (mm)	Designation	Order No.
M 32	with thread		94	HDC 48B TSLU 1M32G	**1788320000**
M 40	with thread		94	HDC 48B TSLU 1M40G	**1788310000**
M 50	with thread		94	HDC 48B TSLU 1M50G	**1788300000**
PG 29	with thread		94	HDC 48B TSLU 1PG29G	**1650850000**
PG 36	with thread		94	HDC 48B TSLU 1PG36G	**1650860000**
PG 42	with thread		94	HDC 48B TSLU 1PG42G	**1670470000**

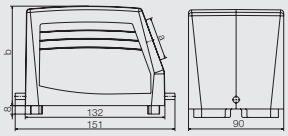

Hood, Cable Entry at top

a	Version	Cover	b (mm)	Designation	Order No.
M 32	with thread		94	HDC 48B TOLU 1M32G	**1788350000**
M 50	with thread		94	HDC 48B TOLU 1M50G	**1788330000**
PG 29	with thread		94	HDC 48B TOLU 1PG29G	**1650980000**
PG 36	with thread		94	HDC 48B TOLU 1PG36G	**1651000000**

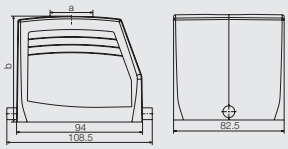

Base

Bulkhead housing

	Version	Cover	b (mm)	Designation	Order No.
		with cover	62	HDC 48B ADLU	**1222900000**

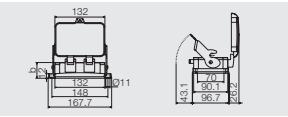

Base housing

a	Version	Cover	b (mm)	Designation	Order No.
M 32	with thread		100	HDC 48B SLU 1M32G	**1904190000**
M 32	with thread	with cover	120	HDC 48B SDLU 1M32G	**1904150000**
M 32	with thread		100	HDC 48B SLU 2M32G	**1788370000**
M 32	with thread	with cover	120	HDC 48B SDLU 2M32G	**1788390000**
M 40	with thread		100	HDC 48B SLU 2M40G	**1788360000**
PG 29	with thread		100	HDC 48B SLU 1PG29G	**1651100000**
PG 29	with thread	with cover	120	HDC 48B SDLU 1PG29G	**1799810000**
PG 29	with thread	with cover	120	HDC 48B SDLU 2PG29G	**1667560000**

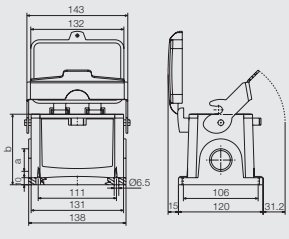

Downloaded from Elcodis.com electronic components distributor

Downloaded from Elcodis.com electronic components distributor

RockStar® Housing IP69K

RockStar® Housing IP69K

Overview	E.2
RockStar® Housing IP69K impact resistant	E.4
RockStar® Housing IP69K impact resistant XXL	E.10
RockStar® Housing IP69K EMC	E.12
RockStar® Housing IP69K EMC XXL	E.18

Downloaded from Elcodis.com electronic components distributor

RockStar® Housing IP69K

The IP69K series of housings from Weidmüller are designed for demanding applications, specifically for tough mechanical conditions outdoors and for reliable immunity of electrical signals from interference.

Features:

- Housing of cast aluminium alloy
- Screw fastening
- Black powder coating
- Integrated surrounding metal collar on plug housing
- Seals on mounted housing: internal O-ring or circumferential flange seal

Typical applications:

- Rail engineering
- Underfloor installation on vehicles
- Shipbuilding

Various versions:

- different sizes
- different housing types
- different types of construction

Their advantages:

- multiple plugging and unplugging of electrical connections
- reliable assembly under time pressure
- corrosion protection
- IP68 / waterproof and dustproof to DIN EN 60529
- IP69K / waterproof for use in high-pressure cleaners to DIN 40050 – Part 9

Downloaded from Elcodis.com electronic components distributor

Downloaded from Elcodis.com electronic components distributor

RockStar® Housing IP69K impact resistant

Screw connection
Size 1

Hood

Hood, Cable Entry at top

a	Version	Designation	Order No.
M 20	with thread	HDC HA 3 IP68 TOS 1xM21	**1827440000**

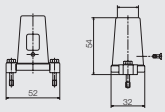

Base

Bulkhead housing

	Version	Designation	Order No.
		HDC HA 3 IP68 AS M5	**1827580000**

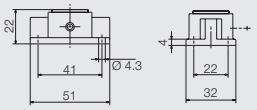

Base housing

a	Version	Designation	Order No.
M 20	with thread	HDC HA 3 IP68 SS 1xM21	**1827680000**

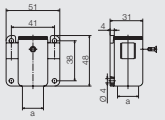

Cover

	Version	Designation	Order No.
		HDC HA 3 IP68 EMVK MD	**1826760000**

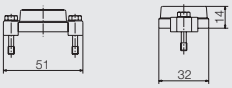

Downloaded from Elcodis.com electronic components distributor

Screw connection
Size 3

Hood

Hood, Cable Entry sideways

a	Version	Designation	Order No.
M 25	with thread	HDC HB 6 IP68 TSS 1xM25	**1827390000**

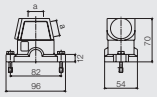

Hood, Cable Entry at top

a	Version	Designation	Order No.
M 25	with thread	HDC HB 6 IP68 TOS 1xM25	**1827400000**

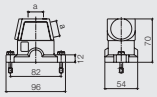

Base

Bulkhead housing

	Version	Designation	Order No.
	Seal inside	HDC HB 6 IP68 AS M4	**1827560000**

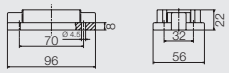

Bulkhead housing

	Version	Designation	Order No.
	Seal inside	HDC HB 6 IP68 AS M6	**1828590000**
	flat gasket	HDC HB 6 IP68 AS M6.D	**1828550000**

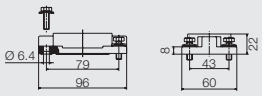

Base housing

a	Version	Designation	Order No.
M 25	with thread	HDC HB 6 IP68 SS 2xM25	**1827660000**

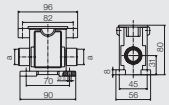

Cover

	Version	Designation	Order No.
		HDC HB 6 IP68 EMVK MD	**1826750000**

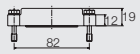

Downloaded from Elcodis.com electronic components distributor

RockStar® Housing IP69K impact resistant

Screw connection
Size 4

Hood

Hood, Cable Entry sideways

a	Version	Designation	Order No.
M 32	with thread	HDC HB 10 IP68 TSS 1xM33	**1827350000**

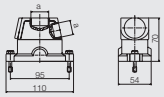

Hood, Cable Entry at top

a	Version	Designation	Order No.
M 32	with thread	HDC HB 10 IP68 TOS 1xM33	**1827360000**

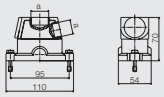

E

Base

Bulkhead housing

	Version	Designation	Order No.
	Seal inside	HDC HB 10 IP68 AS M4	**1827540000**

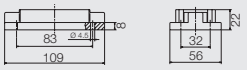

Bulkhead housing

	Version	Designation	Order No.
	flat gasket	HDC HB 10 IP68 AS M6.D	**1828530000**
	Seal inside	HDC HB 10 IP68 AS M6	**1828580000**

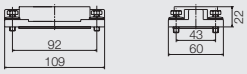

Base housing

a	Version	Designation	Order No.
M 32	with thread	HDC HB 10 IP68 SS 2xM33	**1827640000**

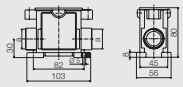

Cover

	Version	Designation	Order No.
		HDC HB 10 IP68 EMVK MD	**1826740000**

Downloaded from Elcodis.com electronic components distributor

Screw connection
Size 6

Hood

Hood, Cable Entry sideways

a	Version	Designation	Order No.
M 32	with thread	HDC HB 16 IP68 TSS 1xM33	**1827290000**

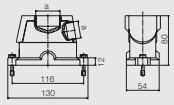

Hood, Cable Entry at top

a	Version	Designation	Order No.
M 32	with thread	HDC HB 16 IP68 TOS 1xM33	**1827310000**

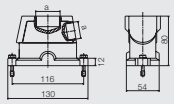

Base

Bulkhead housing

	Version	Designation	Order No.
	Seal inside	HDC HB 16 IP68 AS M4	**1827520000**

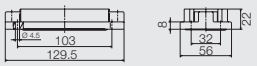

Bulkhead housing

	Version	Designation	Order No.
	flat gasket	HDC HB 16 IP68 AS M6 D	**1828510000**
	Seal inside	HDC HB 16 IP68 AS M6	**1828570000**

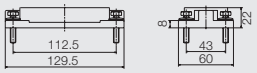

Base housing

a	Version	Designation	Order No.
M 32	with thread	HDC HB 16 IP68 SS 2xM33	**1827620000**

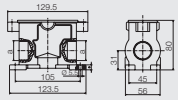

Cover

	Version	Designation	Order No.
		HDC HB 16 IP68 EMVK MD	**1826730000**

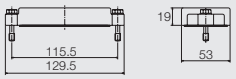

Downloaded from Elcodis.com electronic components distributor

RockStar® Housing IP69K impact resistant

Screw connection
Size 8

Hood

Hood, Cable Entry sideways

a	Version	Designation	Order No.
M 40	with thread	HDC HB 24 IP68 TSS 1xM41	**1827240000**

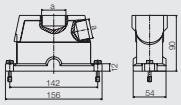

Hood, Cable Entry at top

a	Version	Designation	Order No.
M 40	with thread	HDC HB 24 IP68 TOS 1xM41	**1827250000**

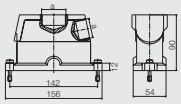

E

Base

Bulkhead housing

	Version	Designation	Order No.
	Seal inside	HDC HB 24 IP68 AS M4	**1827500000**

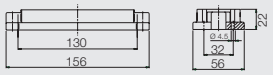

Bulkhead housing

	Version	Designation	Order No.
	flat gasket	HDC HB 24 IP68 AS M6 D	**1828490000**
	Seal inside	HDC HB 24 IP68 AS M6	**1828560000**

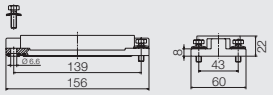

Base housing

a	Version	Designation	Order No.
M 40	with thread	HDC HB 24 IP68 SS 2xM41	**1827600000**

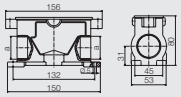

Cover

	Version	Designation	Order No.
		HDC HB 24 IP68 EMVK MD	**1826720000**

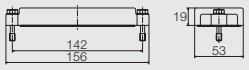

Downloaded from Elcodis.com electronic components distributor

Downloaded from Elcodis.com electronic components distributor

RockStar® Housing IP69K impact resistant XXL

Screw connection
Size 8

Hood

Hood, Cable Entry sideways

a	Version	Designation	Order No.
M 50	with thread	HDC HB 24 TIP TSS 1xM50G	**1827190000**

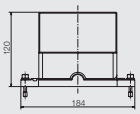

Hood, Cable Entry at top

a	Version	Designation	Order No.
M 50	with thread	HDC HB 24 TIP TOS 1xM50G	**1827200000**

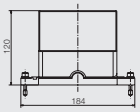

Base

Bulkhead housing

	Version	Designation	Order No.
	Seal inside, high	HDC HB 24 TIP AS M4	**1846020000**
	Seal inside, standard	HDC HB 24 TIP AS M4	**1827480000**

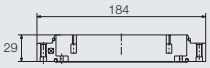

Downloaded from Elcodis.com electronic components distributor

Screw connection
Size 12

Hood

Hood, Cable Entry sideways

a	Version	Designation	Order No.
M 40	with thread	HDC HB 48 TIP TSS 1xM40G	**1827140000**

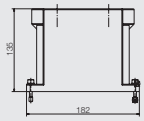

Hood, Cable Entry at top

a	Version	Designation	Order No.
M 50	with thread	HDC HB 48 TIP TOS 1xM50G	**1827150000**

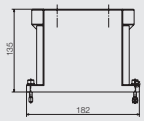

Hood, Cable Entry at front

	Version	Designation	Order No.
	with thread	HDC HB 48 TIP TVS 1xM50G	**1853300000**

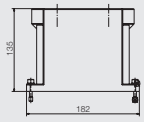

Base

Bulkhead housing

	Version	Designation	Order No.
	Seal inside, high	HDC HB 48 TIP AS M4	**1846000000**
	Seal inside, standard	HDC HB 48 TIP AS M4	**1827460000**

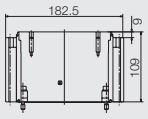

Downloaded from Elcodis.com electronic components distributor

RockStar® Housing IP69K EMC

Screw connection
Size 1

Hood

Hood, Cable Entry at top

a	Version	Designation	Order No.
M 20	with thread	HDC HA 3 EMVK TOS 1xM21	**1827420000**

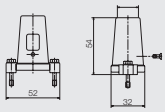

Base

Bulkhead housing

	Version	Designation	Order No.
		HDC HA 3 EMVK AS M5	**1827570000**

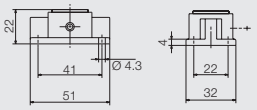

Base housing

a	Version	Designation	Order No.
M 20	with thread	HDC HA 3 EMVK SS 1xM21	**1827670000**

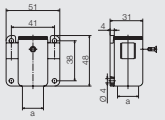

Cover

	Version	Designation	Order No.
		HDC HA 3 IP68 EMVK MD	**1826760000**

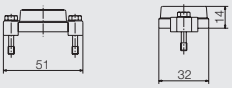

Downloaded from Elcodis.com electronic components distributor

Screw connection
Size 3

Hood

Hood, Cable Entry sideways

a	Version	Designation	Order No.
M 25	with thread	HDC HB 6 EMVK TSS 1xM25	**1827370000**

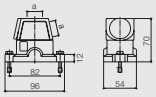

Hood, Cable Entry at top

a	Version	Designation	Order No.
M 25	with thread	HDC HB 6 EMVK TOS 1xM26	**1827380000**

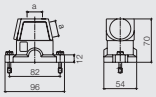

Base

Bulkhead housing

	Version	Designation	Order No.
	Seal inside	HDC HB 6 EMVK AS M4	**1827550000**

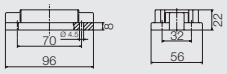

Bulkhead housing

	Version	Designation	Order No.
	flat gasket	HDC HB 6 EMVK AS M6	**1828540000**

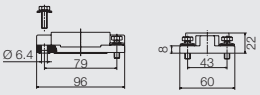

Base housing

a	Version	Designation	Order No.
M 25	with thread	HDC HB 6 EMVK SS 2xM26	**1827650000**

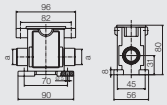

Cover

	Version	Designation	Order No.
		HDC HB 6 IP68 EMVK MD	**1826750000**

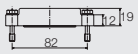

Downloaded from Elcodis.com electronic components distributor

RockStar® Housing IP69K EMC

Screw connection
Size 4

Hood

Hood, Cable Entry sideways

a	Version	Designation	Order No.
M 32	with thread	HDC HB 10 EMVK TSS 1xM33	**1827330000**

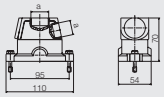

Hood, Cable Entry at top

a	Version	Designation	Order No.
M 32	with thread	HDC HB 10 EMVK TOS 1xM33	**1827340000**

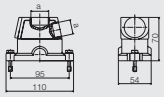

E

Base

Bulkhead housing

	Version	Designation	Order No.
	Seal inside	HDC HB 10 EMVK AS M4	**1827530000**

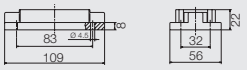

Bulkhead housing

	Version	Designation	Order No.
	Seal inside	HDC HB 10 EMVK AS M6	**1828520000**

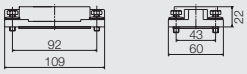

Base housing

a	Version	Designation	Order No.
M 32	with thread	HDC HB 10 EMVK SS 2xM33	**1827630000**

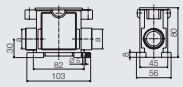

Cover

	Version	Designation	Order No.
		HDC HB 10 IP68 EMVK MD	**1826740000**

Downloaded from Elcodis.com electronic components distributor

Screw connection
Size 6

Hood

Hood, Cable Entry sideways

a	Version	Designation	Order No.
M 32	with thread	HDC HB 16 EMVK TSS 1xM33	**1827260000**

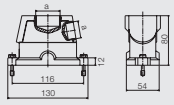

Hood, Cable Entry at top

a	Version	Designation	Order No.
M 32	with thread	HDC HB 16 EMVK TOS 1xM33	**1827280000**

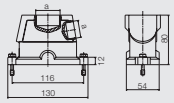

Base

Bulkhead housing

	Version	Designation	Order No.
	Seal inside	HDC HB 16 EMVK AS M4	**1827510000**

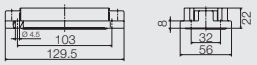

Bulkhead housing

	Version	Designation	Order No.
	Seal inside	HDC HB 16 EMVK AS M6	**1828500000**

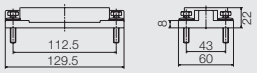

Base housing

a	Version	Designation	Order No.
M 32	with thread	HDC HB 16 EMVK SS 2xM33	**1827610000**

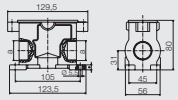

Cover

	Version	Designation	Order No.
		HDC HB 16 IP68 EMVK MD	**1826730000**

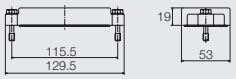

Downloaded from Elcodis.com electronic components distributor

RockStar® Housing IP69K EMC

Screw connection
Size 8

Hood

Hood, Cable Entry sideways

a	Version	Designation	Order No.
M 40	with thread	HDC HB 24 EMVK TSS 1xM41	**1827220000**

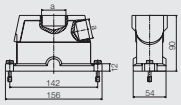

Hood, Cable Entry at top

a	Version	Designation	Order No.
M 40	with thread	HDC HB 24 EMVK TOS 1xM40	**1827210000**

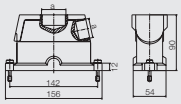

E

Base

Bulkhead housing

	Version	Designation	Order No.
	Seal inside	HDC HB 24 EMVK AS M4	**1827490000**

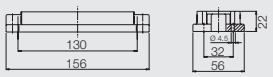

Bulkhead housing

	Version	Designation	Order No.
	flat gasket	HDC HB 24 EMVK AS M6	**1828480000**

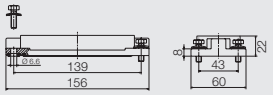

Base housing

a	Version	Designation	Order No.
M 40	with thread	HDC HB 24 EMVK SS 2xM41	**1827590000**

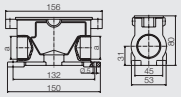

Cover

	Version	Designation	Order No.
		HDC HB 24 IP68 EMVK MD	**1826720000**

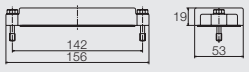

Downloaded from Elcodis.com electronic components distributor

Downloaded from Elcodis.com electronic components distributor

RockStar® Housing IP69K EMC XXL

Screw connection
Size 8

Hood

Hood, Cable Entry sideways

a	Version	Designation	Order No.
M 50	with thread	HDC HB 24 TEK TSS 1xM50G	**1827160000**

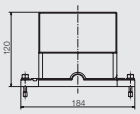

Hood, Cable Entry at top

a	Version	Designation	Order No.
M 50	with thread	HDC HB 24 TEK TOS 1xM50G	**1827170000**

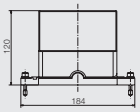

E

Base

Bulkhead housing

	Version	Designation	Order No.
	Seal inside, high	HDC HB 24 TEK AS M4	**1846010000**
	Seal inside, standard	HDC HB 24 TEK AS M4	**1827470000**

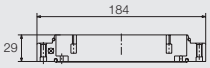

Downloaded from Elcodis.com electronic components distributor

Screw connection
Size 12

Hood

Hood, Cable Entry sideways

a	Version	Designation	Order No.
M 40	with thread	HDC HB 48 TEK TSS 1xM40G	**1827120000**

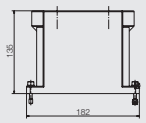

Hood, Cable Entry at top

a	Version	Designation	Order No.
M 50	with thread	HDC HB 48 TEK TOS 1xM50G	**1827130000**

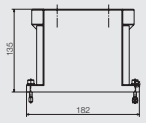

Hood, Cable Entry at front

	Version	Designation	Order No.
	with thread	HDC HB 48 TEK TVS 1xM50G	**1853310000**

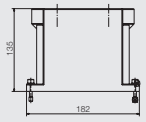

Base

Bulkhead housing

	Version	Designation	Order No.
	Seal inside, high	HDC HB 48 TEK AS M4	**1845980000**
	Seal inside, standard	HDC HB 48 TEK AS M4	**1827450000**

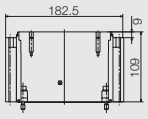

Downloaded from Elcodis.com electronic components distributor

Downloaded from Elcodis.com electronic components distributor

RockStar® kits

RockStar® kits		
	Overview	F.2
	Kits with HA inserts	F.4
	Kits with HE inserts	F.8
	Kits with HSB inserts	F.20

Downloaded from Elcodis.com electronic components distributor

RockStar® kits

HDC kits are standardised sets of components for constructing a complete connector. They consist of:

- Male insert
- Female insert
- Connector housing
- Surface-mounted housing
- Cable gland

Weidmüller offers a range of popular connector combinations with metric or PG cable entry threads.

Their advantages:

- simple selection – all necessary components can be found on one page of the catalogue
- simple purchasing – only one part number for all individual parts together
- simple storage / logistics / picking – a complete set is combined in one pack; pick up a pack and everything you need's there and you avoid stocks of started quantities
- simple handling – all you have to carry with you is a pack with the complete set; no loose parts
- simple assembly – a 2.5 mm slotted screwdriver is all you need

Downloaded from Elcodis.com electronic components distributor

Downloaded from Elcodis.com electronic components distributor

Kits with HA inserts, 3 pole

250 V, 10 A

metric versions

	Designation	Order No.
	HDC-KIT-HA 03.30 M	1802470000

Component	Designation	Order No.
Female	HDC HA 3 FS	1498200000
Male	HDC HA 3 MS	1498100000
Bulkhead (Feed-Through)	HDC 04A ALU	1497600000
Hood	HDC 04A TOLU 1M20G	1788820000
Cable glands	VG M20 - MS 68	1772220000
Metal housing		

	Designation	Order No.
	HDC-KIT-HA 03.31 M	1802460000

Component	Designation	Order No.
Female	HDC HA 3 FS	1498200000
Male	HDC HA 3 MS	1498100000
Bulkhead (Feed-Through)	HDC 07A ALU	1652410000
Hood	HDC 07A TOLU 1M20G	1788520000
Cable glands	VG M20 - K 68	1772300000
Plastic housing		

	Designation	Order No.
	HDC-KIT-HA 03.32 M	1802450000

Component	Designation	Order No.
Female	HDC HA 3 FS	1498200000
Male	HDC HA 3 MS	1498100000
Bulkhead (Feed-Through)	HDC 04A AWLU	1497700000
Hood	HDC 04A TOLU 1M20G	1788820000
Cable glands	VG M20 - MS 68	1772220000
Metal housing		

Downloaded from Elcodis.com electronic components distributor

250 V, 10 A

PG versions

	Designation	Order No.
	HDC-KIT-HA 03.30	1712560000

Component	Designation	Order No.
Female	HDC HA 3 FS	1498200000
Male	HDC HA 3 MS	1498100000
Bulkhead (Feed-Through)	HDC 04A ALU	1497600000
Hood	HDC-HA-3-TOVL1/11P	1498500000
Cable glands	VG 11-MS68	1569080000

Metal housing

	Designation	Order No.
	HDC-KIT-HA 03.31	1712570000

Component	Designation	Order No.
Female	HDC HA 3 FS	1498200000
Male	HDC HA 3 MS	1498100000
Bulkhead (Feed-Through)	HDC 07A ALU	1652410000
Hood	HDC-HAD-7-TOVL1/11P	1652370000
Cable glands	VG 11-K68	1568990000

Plastic housing

	Designation	Order No.
	HDC-KIT-HA 03.32	1712580000

Component	Designation	Order No.
Female	HDC HA 3 FS	1498200000
Male	HDC HA 3 MS	1498100000
Bulkhead (Feed-Through)	HDC 04A AWLU	1497700000
Hood	HDC-HA-3-TOVL1/11P	1498500000
Cable glands	VG 11-MS68	1569080000

Metal housing

	Designation	Order No.
	HDC-KIT-HA 03.44	1712630000

Component	Designation	Order No.
Female	HDC HA 3 FS	1498200000
Male	HDC HA 3 MS	1498100000
Bulkhead (Feed-Through)	HDC 07A AWLU	1652420000
Hood	HDC-HAD-7-TOVL1/11P	1652370000
Cable glands	VG 11-K68	1568990000

Plastic housing

Downloaded from Elcodis.com electronic components distributor

Kits with HA inserts, 4 pole

250 V, 10 A

metric versions

	Designation	Order No.
	HDC-KIT-HA 04.40 M	1802440000

Component	Designation	Order No.
Female	HDC HA 4 FS	1498400000
Male	HDC HA 4 MS	1498300000
Bulkhead (Feed-Through)	HDC 04A ALU	1497600000
Hood	HDC 04A TOLU 1M20G	1788820000
Cable glands	VG M20 - MS 68	1772220000

Metal housing

	Designation	Order No.
	HDC-KIT-HA 04.41 M	1802430000

Component	Designation	Order No.
Female	HDC HA 4 FS	1498400000
Male	HDC HA 4 MS	1498300000
Bulkhead (Feed-Through)	HDC 07A ALU	1652410000
Hood	HDC 07A TOLU 1M20G	1788520000
Cable glands	VG M20 - K 68	1772300000

Plastic housing

	Designation	Order No.
	HDC Kit HA 04.42 M	1802700000

Component	Designation	Order No.
Female	HDC HA 4 FS	1498400000
Male	HDC HA 4 MS	1498300000
Bulkhead (Feed-Through)	HDC 04A AWLU	1497700000
Hood	HDC 04A TOLU 1M20G	1788820000
Cable glands	VG M20 - MS 68	1772220000

Metal housing

	Designation	Order No.
	HDC Kit HA 04.46 M	1802720000

Component	Designation	Order No.
Female	HDC HA 4 FS	1498400000
Male	HDC HA 4 MS	1498300000
Bulkhead (Feed-Through)	HDC 07A AWLU	1652420000
Hood	HDC 07A TOLU 1M20G	1788520000
Cable glands	VG M20 - K 68	1772300000

Plastic housing

Downloaded from Elcodis.com electronic components distributor

250 V, 10 A

PG versions

	Designation	Order No.
	HDC-KIT-HA 04.40	1712590000

Component	Designation	Order No.
Female	HDC HA 4 FS	1498400000
Male	HDC HA 4 MS	1498300000
Bulkhead (Feed-Through)	HDC 04A ALU	1497600000
Hood	HDC-HA-3-TOVL1/11P	1498500000
Cable glands	VG 11-MS68	1569080000

Metal housing

	Designation	Order No.
	HDC-KIT-HA 04.41	1712600000

Component	Designation	Order No.
Female	HDC HA 4 FS	1498400000
Male	HDC HA 4 MS	1498300000
Bulkhead (Feed-Through)	HDC 07A ALU	1652410000
Hood	HDC-HAD-7-TOVL1/11P	1652370000
Cable glands	VG 11-MS68	1569080000

Plastic housing

	Designation	Order No.
	HDC-KIT-HA 04.42	1712610000

Component	Designation	Order No.
Female	HDC HA 4 FS	1498400000
Male	HDC HA 4 MS	1498300000
Bulkhead (Feed-Through)	HDC 04A AWLU	1497700000
Hood	HDC-HA-3-TOVL1/11P	1498500000
Cable glands	VG 11-MS68	1569080000

Metal housing

	Designation	Order No.
	HDC-KIT-HA 04.46	1712650000

Component	Designation	Order No.
Female	HDC HA 4 FS	1498400000
Male	HDC HA 4 MS	1498300000
Bulkhead (Feed-Through)	HDC 07A AWLU	1652420000
Hood	HDC-HAD-7-TOVL1/11P	1652370000
Cable glands	VG 11-MS68	1569080000

Plastic housing

Downloaded from Elcodis.com electronic components distributor

Kits with HE inserts, 6 pole

500 V, 24 A

metric versions

	Designation	Order No.
	HDC Kit HE 06.10 M	**1802730000**

Component	Designation	Order No.
Female	HDC HE 6 FS	**1200200000**
Male	HDC HE 6 MS	**1200000000**
Bulkhead (Feed-Through)	HDC 06B ALU	**1202100000**
Hood	HDC 06B TSLU 1M20G	**1788100000**
Cable glands	VG M20 - MS 68	**1772220000**
Metal housing		

	Designation	Order No.
	HDC Kit HE 06.11 M	**1802740000**

Component	Designation	Order No.
Female	HDC HE 6 FS	**1200200000**
Male	HDC HE 6 MS	**1200000000**
Bulkhead (Feed-Through)	HDC 06B ALU	**1202100000**
Hood	HDC 06B TOLU 1M20G	**1788120000**
Cable glands	VG M20 - MS 68	**1772220000**
Metal housing		

Downloaded from Elcodis.com electronic components distributor

500 V, 24 A (16 A)

PG versions

	Designation	Order No.
	HDC-KIT-HE 06.10	**1712460000**

Component	Designation	Order No.
Female	HDC HE 6 FS	**1200200000**
Male	HDC HE 6 MS	**1200000000**
Bulkhead (Feed-Through)	HDC 06B ALU	**1202100000**
Hood	HDC-HB-6-TSVL1/16P	**1652510000**
Cable glands	VG 16-MS68	**1569100000**
Metal housing		

	Designation	Order No.
	HDC-KIT-HE 06.11	**1712660000**

Component	Designation	Order No.
Female	HDC HE 6 FS	**1200200000**
Male	HDC HE 6 MS	**1200000000**
Bulkhead (Feed-Through)	HDC 06B ALU	**1202100000**
Hood	HDC-HB-6-TOVL1/16P	**1652630000**
Cable glands	VG 16-MS68	**1569100000**
Metal housing		

	Designation	Order No.
	HDC-KIT-HE 06.20	**1712700000**

Component	Designation	Order No.
Female	DSTV HE BL6 S	**1848550000**
Male	HDC HE 6 MS	**1200000000**
Bulkhead (Feed-Through)	HDC 06B ALU	**1202100000**
Hood	HDC-HB-6-TSVL1/16P	**1652510000**
Cable glands	VG 16-MS68	**1569100000**
Metal housing		

Downloaded from Elcodis.com electronic components distributor

Kits with HE inserts, 10 pole

500 V, 16 A

metric versions

	Designation	Order No.
	HDC-KIT-HE 10.110 M	**1802420000**

Component	Designation	Order No.
Female	HDC HE 10 FS	**1204100000**
Male	HDC HE 10 MS	**1203900000**
Bulkhead (Feed-Through)	HDC 10B ABU	**1205000000**
Hood	HDC 10B TSBU 1M25G	**1787550000**
Cable glands	VG M25 - MS 68	**1772230000**
Metal housing		

	Designation	Order No.
	HDC-KIT-HE 10.111 M	**1802410000**

Component	Designation	Order No.
Female	HDC HE 10 FS	**1204100000**
Male	HDC HE 10 MS	**1203900000**
Bulkhead (Feed-Through)	HDC 10B ABU	**1205000000**
Hood	HDC 10B TOBU 1M25G	**1787590000**
Cable glands	VG M25 - MS 68	**1772230000**
Metal housing		

F

Downloaded from Elcodis.com electronic components distributor

500 V, 16 A

PG versions

	Designation	Order No.
	HDC-KIT-HE 10.110	**1712510000**

Component	Designation	Order No.
Female	HDC HE 10 FS	**1204100000**
Male	HDC HE 10 MS	**1203900000**
Bulkhead (Feed-Through)	HDC 10B ABU	**1205000000**
Hood	HDC-HB-10-TSVU1/16P	**1204800000**
Cable glands	VG 16-MS68	**1569100000**
Metal housing		

	Designation	Order No.
	HDC-KIT-HE 10.111	**1712670000**

Component	Designation	Order No.
Female	HDC HE 10 FS	**1204100000**
Male	HDC HE 10 MS	**1203900000**
Bulkhead (Feed-Through)	HDC 10B ABU	**1205000000**
Hood	HDC-HB-10-TOVU1/16P	**1204700000**
Cable glands	VG 16-MS68	**1569100000**
Metal housing		

	Designation	Order No.
	HDC-KIT-HE 10.210	**1712710000**

Component	Designation	Order No.
Female	DSTV HE BL10 S	**1848570000**
Male	HDC HE 10 MS	**1203900000**
Bulkhead (Feed-Through)	HDC 10B ABU	**1205000000**
Hood	HDC-HB-10-TSVU1/16P	**1204800000**
Cable glands	VG 16-MS68	**1569100000**
Metal housing		

Downloaded from Elcodis.com electronic components distributor

Kits with HE inserts, 16 pole

500 V, 16 A

metric versions

	Designation	Order No.
	HDC-KIT-HE 16.120 M	1802400000

Component	Designation	Order No.
Female	HDC HE 16 FS	1207700000
Male	HDC HE 16 MS	1207500000
Bulkhead (Feed-Through)	HDC 16B ABU	1208600000
Hood	HDC 16B TSBU 1M25G	1788180000
Cable glands	VG M25 - MS 68	1772230000
Metal housing		

	Designation	Order No.
	HDC-KIT-HE 16.121 M	1802390000

Component	Designation	Order No.
Female	HDC HE 16 FS	1207700000
Male	HDC HE 16 MS	1207500000
Bulkhead (Feed-Through)	HDC 16B ABU	1208600000
Hood	HDC 16B TOBU 1M25G	1788210000
Cable glands	VG M25 - MS 68	1772230000
Metal housing		

Downloaded from Elcodis.com electronic components distributor

500 V, 16 A

PG versions

	Designation	Order No.
	HDC-KIT-HE 16.120	**1712520000**

Component	Designation	Order No.
Female	HDC HE 16 FS	**1207700000**
Male	HDC HE 16 MS	**1207500000**
Bulkhead (Feed-Through)	HDC 16B ABU	**1208600000**
Hood	HDC-HB-16-TSVU1/21P	**1208400000**
Cable glands	VG 21-MS68	**1569110000**

Metal housing

	Designation	Order No.
	HDC-KIT-HE 16.121	**1712680000**

Component	Designation	Order No.
Female	HDC HE 16 FS	**1207700000**
Male	HDC HE 16 MS	**1207500000**
Bulkhead (Feed-Through)	HDC 16B ABU	**1208600000**
Hood	HDC-HB-16-TOVU1/21P	**1208300000**
Cable glands	VG 21-MS68	**1569110000**

Metal housing

	Designation	Order No.
	HDC-KIT-HE 16.220	**1712720000**

Component	Designation	Order No.
Female	DSTV HE BL16 S	**1848580000**
Male	HDC HE 16 MS	**1207500000**
Bulkhead (Feed-Through)	HDC 16B ABU	**1208600000**
Hood	HDC-HB-16-TSVU1/21P	**1208400000**
Cable glands	VG 21-MS68	**1569110000**

Metal housing

Downloaded from Elcodis.com electronic components distributor

Kits with HE inserts, 24 pole

500 V, 16 A

metric versions

	Designation	Order No.
	HDC-KIT-HE 24.130 M	**1802380000**

Component	Designation	Order No.
Female	HDC HE 24 FS	**1211300000**
Male	HDC HE 24 MS	**1211100000**
Bulkhead (Feed-Through)	HDC 24B ABU	**1212400000**
Hood	HDC 24B TSBU 1M32G	**1787750000**
Cable glands	VG M32 - MS 68	**1772240000**
Metal housing		

	Designation	Order No.
	HDC-KIT-HE 24.131 M	**1802480000**

Component	Designation	Order No.
Female	HDC HE 24 FS	**1211300000**
Male	HDC HE 24 MS	**1211100000**
Bulkhead (Feed-Through)	HDC 24B ABU	**1212400000**
Hood	HDC 24B TOBU 1M32G	**1787810000**
Cable glands	VG M32 - MS 68	**1772240000**
Metal housing		

F

Downloaded from Elcodis.com electronic components distributor

500 V, 16 A

PG versions

	Designation	Order No.
	HDC-KIT-HE 24.130	**1712530000**

Component	Designation	Order No.
Female	HDC HE 24 FS	**1211300000**
Male	HDC HE 24 MS	**1211100000**
Bulkhead (Feed-Through)	HDC 24B ABU	**1212400000**
Hood	HDC-HB-24-TSVU1/21P	**1212100000**
Cable glands	VG 21-MS68	**1569110000**

Metal housing

	Designation	Order No.
	HDC-KIT-HE 24.131	**1712690000**

Component	Designation	Order No.
Female	HDC HE 24 FS	**1211300000**
Male	HDC HE 24 MS	**1211100000**
Bulkhead (Feed-Through)	HDC 24B ABU	**1212400000**
Hood	HDC-HB-24-TOVU1/21P	**1211900000**
Cable glands	VG 21-MS68	**1569110000**

Metal housing

	Designation	Order No.
	HDC-KIT-HE 24.230	**1712730000**

Component	Designation	Order No.
Female	DSTV HE BL24 S	**1848590000**
Male	HDC HE 24 MS	**1211100000**
Bulkhead (Feed-Through)	HDC 24B ABU	**1212400000**
Hood	HDC-HB-24-TSVU1/21P	**1212100000**
Cable glands	VG 21-MS68	**1569110000**

Metal housing

Downloaded from Elcodis.com electronic components distributor

Kits with HE inserts, 32 pole

500 V, 16 A

metric versions

	Designation	Order No.
	HDC-KIT-HE 32.140 M	**1802370000**

Component	Designation	Order No.
Female (2x)	HDC HE 16 FS	**1207700000**
Male (2x)	HDC HE 16 MS	**1207500000**
Bulkhead (Feed-Through)	HDC 32B ABU	**1217800000**
Hood	HDC 32B TSBU 1M32G	**1788400000**
Cable glands	VG M32 - MS 68	**1772240000**
Metal housing		

Downloaded from Elcodis.com electronic components distributor

500 V, 16 A

PG versions

	Designation	Order No.
	HDC-KIT-HE 32.140	**1712540000**

Component	Designation	Order No.
Female (2x)	HDC HE 16 FS	**1207700000**
Male (2x)	HDC HE 16 MS	**1207500000**
Bulkhead (Feed-Through)	HDC 32B ABU	**1217800000**
Hood	HDC-HB-32-TSVU1/29P	**1217500000**
Cable glands	VG 29-MS68	**1569120000**
Metal housing		

Downloaded from Elcodis.com electronic components distributor

Kits with HE inserts, 48 pole

500 V, 16 A

metric versions

	Designation	Order No.
	HDC-KIT-HE 48.150 M	**1802360000**

Component	Designation	Order No.
Female (2x)	HDC HE 24 FS	**1211300000**
Male (2x)	HDC HE 24 MS	**1211100000**
Bulkhead (Feed-Through)	HDC 48B ADLU	**1222900000**
Hood	HDC HB48 TOVL M40G	**1788340000**
Cable glands	VG M40 - MS 68	**1772250000**
Metal housing		

F

Downloaded from Elcodis.com electronic components distributor

500 V, 16 A

PG versions

	Designation	Order No.
	HDC-KIT-HE 48.150	**1712550000**

Component	Designation	Order No.
Female (2x)	HDC HE 24 FS	**1211300000**
Male (2x)	HDC HE 24 MS	**1211100000**
Bulkhead (Feed-Through)	HDC 48B ADLU	**1222900000**
Hood	HDC-HB-48-TSVL1/29P	**1222600000**
Cable glands	VG 29-MS68	**1569120000**
Metal housing		

Downloaded from Elcodis.com electronic components distributor

Kits with HSB inserts, 6 pole

400 V, 35 A

PG versions

	Designation	Order No.
	HDC-KIT-HSB 06.50	**1724000000**

Component	Designation	Order No.
Female	HDC HSB 6 FS	**1498900000**
Male	HDC HSB 6 MS	**1498700000**
Bulkhead (Feed-Through)	HDC 16B ABU	**1208600000**
Hood	HDC-HB-16-TSVU1/21P	**1208400000**
Cable glands	VG 21-MS68	**1569110000**
Metal housing		

Downloaded from Elcodis.com electronic components distributor

RockStar® accessories

RockStar® accessories

Crimp contacts	G.2
RailMate mounting rail system	G.8
Tools	G.10
Coding	G.12
Adapter plates / Cover plates	G.13
Other accessories	G.14

Downloaded from Elcodis.com electronic components distributor

Overview

G

Crimp contacts

Crimping is an electrically and mechanically safe and reliable connection between conductor and contact. An ideal crimp connection is gas-proof and resistant to corrosion.

Weidmüller crimp contacts are supplied in solid, turned form and are optionally available with gold or silver surface.

Fibre optic contacts.

Optical fibres guarantee interference-free transmission without any feedback – and this without additional overvoltage and explosion protection.

Fibre optic contacts can be used without any EMC problems. Their geometry is the same as the HD contacts so they can be used in HD series inserts and the ConCept modular system.

Downloaded from Elcodis.com electronic components distributor

Fixed pole inserts

Technical data

	for HD and HDD inserts	for HE and HEE inserts
Material	Copper alloy	Copper alloy
Surface hard gold-plated	0.8 µm	0.8 µm
Surface hard silver-plated	3 µm	3 µm
Contact resistance	≤ 4 mΩ	≤ 4 mΩ
Clamping range	0.14 ... 2.5 mm²	0.5 ... 4.0 mm²
	26 ... 14 AWG	20 ... 12 AWG
Stripping length	8 mm	7.5 mm

For HD and HDD inserts

Crimp contacts

Surface Silver

Surface Gold

Qty	Male	Order No.	Female	Order No.
100	HDC-C-HD-SM0.14-0.37AG	**1651520000**	HDC-C-HD-BM0.14-0.37AG	**1651570000**
100	HDC-C-HD-SM0.5AG	**1651530000**	HDC-C-HD-BM0.5AG	**1651580000**
100	HDC-C-HD-SM0.75.1.00AG	**1601750000**	HDC-C-HD-BM0.75-1.00AG	**1601760000**
100	HDC-C-HD-SM1.5AG	**1651550000**	HDC-C-HD-BM1.5AG	**1651600000**
100	HDC-C-HD-SM2.5AG	**1651560000**	HDC-C-HD-BM2.5AG	**1651610000**
100	HDC-C-HD-SM0.14-0.37AU	**1651620000**	HDC-C-HD-BM0.14-0.37AU	**1651670000**
100	HDC-C-HD-SM0.5AU	**1651630000**	HDC-C-HD-BM0.5AU	**1651680000**
100	HDC-C-HD-SM0.75-1.00AU	**1651640000**	HDC-C-HD-BM0.75-1.00AU	**1651690000**
100	HDC-C-HD-SM1.5AU	**1651650000**	HDC-C-HD-BM1.5AU	**1651700000**
100	HDC-C-HD-SM2.5AU	**1651660000**	HDC-C-HD-BM2.5AU	**1651710000**

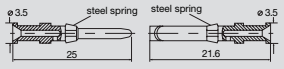

Conductor size	Stripping length
0.14 - 0.37 mm²	AWG 26-22 8 mm
0.50 mm²	AWG 20 8 mm
0.75 - 1.00 mm²	AWG 18 8 mm
1.50 mm²	AWG 16 8 mm
2.50 mm²	AWG 14 8 mm

Tools

Crimping tool	Order No.
CTX CM 1.6 / 2.5	**9018490000**
Contact release tool	
Removal Tool HD	**1866730000**

For HE and HEE inserts and CM-HE modules

Crimp contacts

Surface Silver

Surface Gold

Qty	Male	Order No.	Female	Order No.
100	HDC-C-HE-SM0.5AG	**1200500000**	HDC-C-HE-BM0.5AG	**1201100000**
100	HDC-C-HE-SM0.75-1.00AG	**1200600000**	HDC-C-HE-BM0.75-1.00AG	**1201200000**
100	HDC-C-HE-SM1.5AG	**1200700000**	HDC-C-HE-BM1.5AG	**1201300000**
100	HDC-C-HE-SM2.5AG	**1200800000**	HDC-C-HE-BM2.5AG	**1201400000**
100	HDC-C-HE-SM4.0AG	**1200900000**	HDC-C-HE-BM4.0AG	**1201500000**
100	HDC-C-HE-SM0.5AU	**1651420000**	HDC-C-HE-BM0.5AU	**1651470000**
100	HDC-C-HE-SM0.75-1.00AU	**1651430000**	HDC-C-HE-BM0.75-1.00AU	**1651480000**
100	HDC-C-HE-SM1.5AU	**1651440000**	HDC-C-HE-BM1.5AU	**1651490000**
100	HDC-C-HE-SM2.5AU	**1651450000**	HDC-C-HE-BM2.5AU	**1651500000**
100	HDC-C-HE-SM4.0AU	**1651460000**	HDC-C-HE-BM4.0AU	**1651510000**

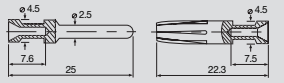

Conductor size	Stripping length
0.50 mm²	AWG 20 7.5 mm
0.75 - 1.00 mm²	AWG 18 7.5 mm
1.50 mm²	AWG 16 7.5 mm
2.50 mm²	AWG 14 7.5 mm
4.00 mm²	AWG 12 7.5 mm

Tools

Crimping tool	Order No.
CTX CM 1,6 / 2,5	**9018490000**
Crimping tools for 4.00 mm²	
CZB 1	**9012710000**
Contact release tool	
Removal Tool HE	**1866750000**

Downloaded from Elcodis.com electronic components distributor

Crimp contacts

For ConCept modular system

Technical data

	CM-3	CM-5	CM-10	CM-20	CM-HE
Material	Copper alloy	Copper alloy	Copper alloy	Copper alloy	Copper alloy
Surface hard gold-plated			0.8 µm	0.1 ... 0.2 µm	0.8 µm
Surface hard silver-plated	3 µm	3 µm	3 µm		3 µm
Contact resistance	≤ 4 mΩ	≤ 4 mΩ	≤ 4 mΩ	≤ 4 mΩ	≤ 4 mΩ
Clamping range	1.5 ... 10 mm²	0.75 ... 4.0 mm²	0.14 ... 2.5 mm²	0.08 ... 0.52 mm²	0.5 ... 4.0 mm²
	12 ... 7 AWG	20 ... 12 AWG	26 ... 14 AWG	28 ... 20 AWG	20 ... 12 AWG
Stripping length	10 mm	7.8 mm	8 mm	2.5 + 0.5 mm	7.4 mm

For CM-3 modules

Crimp contacts

Surface Silver

Qty	Male	Order No.	Female	Order No.
100	HDC-C-M3-SM1.5AG	**1698120000**	HDC-C-M3-BM1.5AG	**1698130000**
100	HDC-C-M3-SM2.5AG	**1698140000**	HDC-C-M3-BM2.5AG	**1698150000**
100	HDC-C-M3-SM4.0AG	**1682260000**	HDC-C-M3-BM4.0AG	**1682270000**
100	HDC-C-M3-SM6.0AG	**1682280000**	HDC-C-M3-BM6.0AG	**1682290000**
100	HDC-C-M3-SM10.0AG	**1682300000**	HDC-C-M3-BM10.0AG	**1682310000**

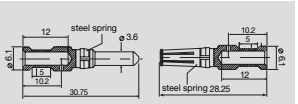

Conductor size		Stripping length
1.50 mm²	AWG 16	10 mm
2.50 mm²	AWG 14	10 mm
4.00 mm²	AWG 12	10 mm
6.00 mm²	AWG 10	10 mm
10.00 mm²	AWG 7	10 mm

Tools

Crimping tool 1.5 ... 2.5 mm²	Order No.
CTX CM 1.6 / 2.5	**9018490000**
Crimping tool 4 ... 10 mm²	
CTX CM 3.6	**9018480000**
Crimping tool 1.5 ... 10 mm²	
HDC-CM-3	**1700890000**
Contact release tool	
Removal Tool CM3	**1866710000**

For CM-5 modules

Crimp contacts

Surface Silver

Qty	Male	Order No.	Female	Order No.
100	HDC-C-M5-SM0.75-1.00AG	**1682340000**	HDC-C-M5-BM0.75-1.00AG	**1682350000**
100	HDC-C-M5-SM1.5AG	**1682360000**	HDC-C-M5-BM1.5AG	**1682370000**
100	HDC-C-M5-SM2.5AG	**1682380000**	HDC-C-M5-BM2.5AG	**1682390000**
100	HDC-C-M5-SM4.0AG	**1682400000**	HDC-C-M5-BM4.0AG	**1682410000**

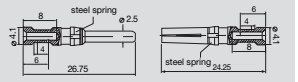

Conductor size		Stripping length
0.75 - 1.00 mm²	AWG 18	8 mm
1.50 mm²	AWG 16	8 mm
2.50 mm²	AWG 14	8 mm
4.00 mm²	AWG 12	8 mm

Tools

Crimping tool	Order No.
CTX CM 1.6 / 2.5	**9018490000**
Contact release tool	
Removal Tool CM5	**1866720000**

Downloaded from Elcodis.com electronic components distributor

For CM-10 modules

Crimp contacts

Surface Silver

Surface Gold

Qty	Male	Order No.	Female	Order No.
100	HDC-C-HD-SM0.14-0.37AG	**1651520000**	HDC-C-HD-BM0.14-0.37AG	**1651570000**
100	HDC-C-HD-SM0.5AG	**1651530000**	HDC-C-HD-BM0.5AG	**1651580000**
100	HDC-C-HD-SM0.75-1.00AG	**1601750000**	HDC-C-HD-BM0.75-1.00AG	**1601760000**
100	HDC-C-HD-SM1.5AG	**1651550000**	HDC-C-HD-BM1.5AG	**1651600000**
100	HDC-C-HD-SM2.5AG	**1651560000**	HDC-C-HD-BM2.5AG	**1651610000**
100	HDC-C-HD-SM0.14-0.37AU	**1651620000**	HDC-C-HD-BM0.14-0.37AU	**1651670000**
100	HDC-C-HD-SM0.5AU	**1651630000**	HDC-C-HD-BM0.5AU	**1651680000**
100	HDC-C-HD-SM0.75-1.00AU	**1651640000**	HDC-C-HD-BM0.75-1.00AU	**1651690000**
100	HDC-C-HD-SM1.5AU	**1651650000**	HDC-C-HD-BM1.5AU	**1651700000**
100	HDC-C-HD-SM2.5AU	**1651660000**	HDC-C-HD-BM2.5AU	**1651710000**

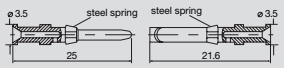

Conductor size	Striping length
0.14 - 0.37 mm²	AWG 26-22 8 mm
0.50 mm²	AWG 20 8 mm
0.75 - 1.00 mm²	AWG 18 8 mm
1.50 mm²	AWG 16 8 mm
2.50 mm²	AWG 14 8 mm

Tools

Crimping tool	Order No.
CTX CM 1.6 / 2.5	**9018490000**
Contact release tool	
Removal Tool HD	**1866730000**

For CM-20 modules

Crimp contacts

Surface Gold

Qty	Male	Order No.	Female	Order No.
300	HDC-C-M20-SCG0.08-0.2AU	**1682420000**	HDC-C-M20-SCG0.08-0.2AU	**1682430000**
300	HDC-C-M20-SCG0.2-0.52AU	**1682440000**	HDC-C-M20-SCG0.2-0.52AU	**1682450000**

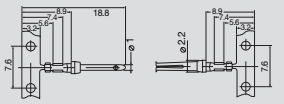

Conductor size	Sripping length
0.08 - 0.20 mm²	AWG 28-24 2.5+0.5 mm
0.20 - 0.52 mm²	AWG 24-20 2.5+0.5 mm

Tools

Crimping tool	Order No.
HDC-CM-20/CZC9428P	**1700900000**
Contact release tool	
Removal Tool CM20	**1866740000**

Downloaded from Elcodis.com electronic components distributor

Crimp contacts

Fibre optic contacts

Fibre-optic cables guarantee interference-free transmission without any feedback.

The new fibre optic contacts enable use of fibre-optic cables in heavy-duty connectors. Their geometry is the same as the tried-and-tested HD contacts for connecting conventional copper wires, so they can be used in HD series inserts and the ConCept modular system.
It's even possible to connect optical fibres and copper wires in one connector.

The advantages at a glance:

- Immune to electromagnetic interference
- Absolute contact separation
- Weight reduction by dispensing with copper wires
- High transmission capacity and large bandwidth
- All advantages now also available for robust industrial environment
- IP65 class of protection

G

HDC-C-HD ... LWL 1.0 POF

Technical data

Connection for POF cable	
Maximum outer diameter	2.2 mm
Polymer fibre diameter	1.0 mm
Attenuation	
– Requirement to DIN IEC Part 7 Section 2/05.94:	< 3 dB
– the HDC-C-HD LWL contacts in plugged-in state:	< 2 dB
Mechanical system	
Plugging cycles	min. 25
Plugging force	max. 7.5 N/Pol
Removal force	max. 7.5 N/Pol
Material	
Temperature range	–40°C bis +85°C
Contact material	Nickel-silver
Over-spring	Copper alloy

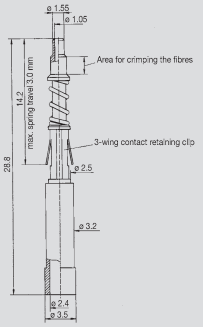

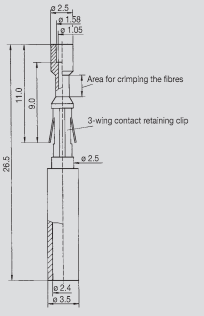

Ordering data

HD inserts must be ordered separately

Qty	Male	Order No.	Female	Order No.
5	HDC-C-HD-S-LWL 1.0 POF	**1773630000**	HDC-C-HD-B-LWL 1.0 POF	**1773640000**

Downloaded from Elcodis.com electronic components distributor

Instructions for assembling fibre optic contacts

1. Cut POF cable (polymer optical fibre) to the required length with cutting tool (we recommend the KT 8).

2. The end face of the fibre of 2.2 mm POF cables must be polished before crimping onto the fibre optic contact. Insert end of POF cable into polishing disc and polish with polishing sheet placed on a smooth surface (e.g. glass plate). Wipe away any residues after polishing. The best optical attenuation values are obtained with wet polishing.

3. Strip sheath of 2.2 mm POF cable to at least 14 mm for female contacts (HDC-C-HD-B-LWL) and at least 19 mm for male contacts (HDC-C-HD-S-LWL).

4. Crimping:
   A. Insert POF cable into male contact, then both together into the crimping die.
   B. The female contact has to be inserted angled slightly downwards into the die.
   Make sure the end face of the contact and the plastic fibre press against the locator.
   C. Squeeze the hand levers until the tool unlocks.
   D. Release option in case of incorrect operation.

A. Male

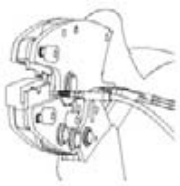

B. Female

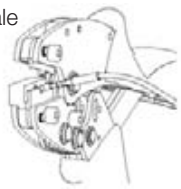

C.

D.

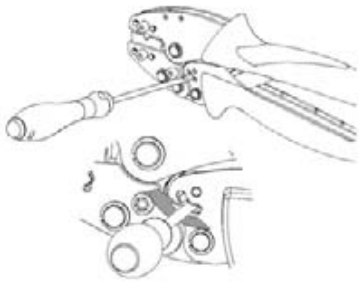

Cutting tool – KT 8

Polishing wheel for FO cables – PS LWL/POF

Sheathing stripper for FO cables – AM LWL/POF

Crimping tool – HTX-HDC/POF

Ordering data for tools

		Qty	Order No.
Cutting tool, positioning sleeve included			
HKT 8		1	**9002650000**
Crimping tool for FO set			
HTX-HDC/POF		1	**9010950000**
Sheathing stripper for FO cable			
AM LWL/POF		1	**9020360000**
Polishing wheel for FO cable			
PS LWL/POF		1	**9020390000**
PB LWL/POF	Polishing sheet, grit 1000	1	**9020400000**
Contact removal tool, for removing turned HD and FO contacts			
Removal Tool HD		1	**1866730000**

Downloaded from Elcodis.com electronic components distributor

For mounting rail TS 35 x 7.5 and TS 35 x 15

Cast aluminium housings are not essential within a control cabinet and RailMate may be used as an alternative IP20 solution in order to reduce costs.

This mounting rail system allows you to mount both heavy-duty connector inserts and the ConCept modular connector system on the rail. No tools are needed and connectors are simply snapped in place.
Generous labelling surfaces on the product allow for clear equipment identification.

RailMate enables users to arrange a maximum number of connections in a minimum area within the control cabinet.

Downloaded from Elcodis.com electronic components distributor

Technical data

Material	PC
Properties	Phosphorous and halogen free
Colour	Pebble grey (RAL 7032)
Temperature range	–40°C ... +125°C
Flammability rating	V-0 to UL 94



Ordering data for individual components

Type	For inserts size	Qty	Order No.
Insert receiving frame			
HDC RailMate HB6 Top	3	10	**1797540000**
HDC RailMate HB10 Top	4	10	**1797550000**
HDC RailMate HB16 Top	6	10	**1797560000**
HDC RailMate HB24 Top	8	10	**1797570000**
Base plate, tab and 2 bottom insert receptacles			
HDC RailMate Basis	3, 4, 6, 8	1	**1797580000**

Ordering data for sets

Type	For inserts size	Qty	Order No.
HDC RailMate HB6 Set	3	1	**1797500000**
HDC RailMate HB10 Set	4	1	**1797510000**
HDC RailMate HB16 Set	6	1	**1797520000**
HDC RailMate HB24 Set	8	1	**1797530000**
Each set consists of:	1 base plate 1 slider 2 bottom insert receptacles 1 insert receiving frame		

Accessories

Type		Qty	Order No.
Coding set			
HDC RailMate COS	50 pins and plugs 6 different code variations	1	**1798260000**
Marking labels for laser printers (1 sheet = 264 labels)			
LM MT 300 20/8	silver	10 sheets	**1686380001**
LM MT 300 20/8	white	10 sheets	**1686381044**
LM MT 300 20/8	yellow	10 sheets	**1686381687**
Marking labels for thermal transfer printers (1 Roll = 10,000 labels)			
THM MT30X 32/9	silver	1 Roll	**1751770001**
LM MT 300 20/8	white	1 Roll	**1751771044**
LM MT 300 20/8	yellow	1 Roll	**1751771687**

Dimensions

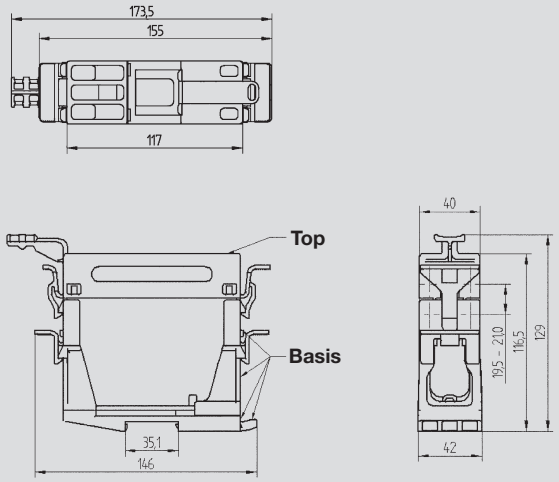

Downloaded from Elcodis.com electronic components distributor

Crimping tools

- Automatic lock guarantees quality crimp
- Release option in case of incorrect operation
- With stop for exact positioning of contacts

CTX CM 1.6 / 2.5 + CM 3.6

for turned contacts

CTX CM 1.6/2.5 (0.14 ... 2.5 mm²)
- turned HD contacts
- turned HE contacts
- ConCept contacts

CTX CM 3.6 (4.0 ... 10.0 mm²)
- turned HD contacts
- ConCept M3 contacts and similar designs

CZB1 + HDC-CM-3

for turned contacts

CZB1
Crimping tool for HE series male and female contacts in the size range 0.5 … 4.0 mm²
- 4-indent crimp

HDC-CM-3
Crimping tool for male and female contacts of CM-3 modules in the size range 1.5 … 10 mm²
- 4-indent crimp

HDC-CM 20

Crimping tool

HDC-CM-20
Crimping tool for diameters of 1.0 mm. D-Sub contacts with 0.08 … 0.52 mm² conductor size of ConCept CM-20 module

Length = 230 mm
Weight = 650 g

G





Technical data

Contact description		CTX CM 1.6/2.5	CTX CM 3.6	CZB1	HDC-CM-3
Type of contact		turned contacts	turned contacts	HE contacts	CM-3 contacts
Crimp ranges		0.14 ... 2.5 mm²	4 ... 10 mm²	0.5 ... 4 mm²	1.5 ... 10 mm²
		0.14 ... 0.5 mm²	4 mm²		
		0.75 ... 1 mm²	6 mm²		
		1.5 mm²	10 mm²		
Tools data					
Length	mm	260	260	165	165
Weight	g	730	730	230	230
Note					

Ordering data

Type	Qty	Order No.
CTX CM 1.6/2.5	1	**9018490000**
CTX CM 3.6	1	**9018480000**

Type	Qty	Order No.
CZB1	1	**9012710000**
HDC-CM-3	1	**1700890000**

Ordering data

Type	Qty	Order No.
HDC CM 20	1	**1700900000**

Downloaded from Elcodis.com electronic components distributor

Removal tools

Contact removal tools

(a) (b) (c) (d)

Removal tools (a-c)
for contacts CM3, CM5, HD, CM20, HE

Ordering data

Type	Qty	Order No.
Removal Tool CM 3	1	**1866710000**
Removal Tool CM 5	1	**1866720000**
Removal Tool HD	1	**1866730000**
Removal Tool CM 20	1	**1866740000**
Removal Tool HE	1	**1866750000**
DW RSV 1.6	1	**9004530000**

HDC-DW-MOD

Module removal tool

Tool for removing ConCept modules from the frame

Ordering data

Type	Qty	Order No.
HDC-DW-MOD	1	**1688200000**

... POF

Optical fibre tools

POF sheath stripping tool AM LWL/POF

For stripping the sheathing of polymer optical fibre cables.

- Length stop with scale integrated in the tool
- Stripping direction along the fibre
- No damage to fibres

Polishing wheel (PS LWL/POF)
Polishing sheet (PB LWL/POF)

for polishing the cut face of optical fibres.

Crimping tool for optical fibre contacts HTX HDC/POF

- One tool for male and female contacts
- Locator on tool
- No positioning of locator needed
- Release option in case of incorrect operation
- Contacts insert from the side

Contacts:

- Fibre optic HD contacts for 1.0 mm cross-section POF

Ordering data

Type	Qty	Order No.
AM LWL/POF		**9020360000**
PS LWL/POF		**9020390000**
PB LWL/POF		**9020400000**
HTX-HDC/POF		**9010950000**

Downloaded from Elcodis.com electronic components distributor

Coding

Coding pins

Where several connectors of similar type are arranged on a machine, it is essential to avoid the risk of connectors being inserted in the wrong place.
If you have up to 6 connectors to code, Weidmüller coding pins are the simplest solution. They allow 6 secure coding variations.

In this case, you substitute 2 M3 fastening screws on the female insert by coding pins. On the male insert, you leave the opposing fastening screws where they are and substitute the others by coding pins. You then have a pair of inserts that fit together. The coding diagram illustrates the system.

Ordering data

Type	Qty	Order No.
SPB-M 3	10	**1203600000**

Allow 4 coding pins for each connector.

Coding arrangement for coding pins

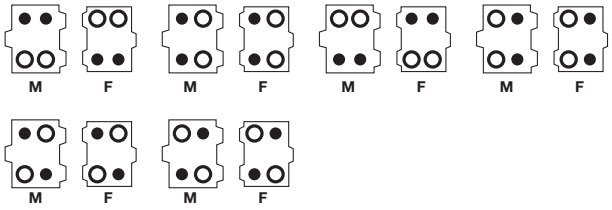

Coding system

If you have more than 6 connectors of similar type to code, you need coding pins and coding sockets.
Replace all M3 fastening screws of an insert by 2 coding pins and 2 coding sockets. You then fit 2 coding pins and 2 coding sockets to the mating insert, however in complementary arrangement.

Fit coding pins to the other connectors in the same way, but with a different arrangement. The coding diagram illustrates the system.

Ordering data

Type	Qty	Order No.
DSTV COST4	100	**1471300000**
DSTV COST5	100	**1471500000**

Cod. socket 5 mm dia ○
Cod. pin 4 mm dia ●

Allow 4 coding pins for each connector

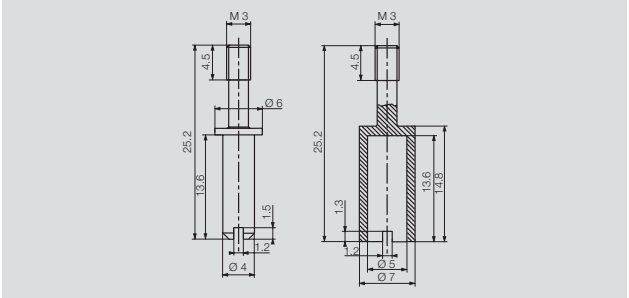

Coding arrangement for coding sockets/pins



Downloaded from Elcodis.com electronic components distributor

Adapter plates, plastic



Cover plates

Adapter plates, SUB-D

Ordering data

Type	Size	Qty	Order No.
orange			
ADP-8/3-OR	3	10	**1664980000**
ADP-8/4-OR	4	10	**1665000000**
ADP-8/6-OR	6	10	**1665020000**
grey			
ADP-8/3-GR	3	10	**1664990000**
ADP-8/4-GR	4	10	**1665010000**
ADP-8/6-GR	6	10	**1665030000**

Type	Size	Qty	Order No.
Sheet steel			
ABD-1 sheet steel	1	10	**9457300000**
Plastic, grey			
ABD-2-GR	2	10	**1664330000**
ABD-3-GR	3	10	**1664350000**
ABD-4-GR	4	10	**1664360000**
ABD-5-GR	5	10	**1664370000**
ABD-6-GR	6	10	**1664390000**
ABD-8-GR	8	10	**1664970000**
Plastic, orange			
ABD-8-OR	8	10	**1664960000**

Type	Aperture	Qty	Order No.
Size 3			
ADS/6-1/9	1 x SUB-D 9	10	**1665940000**
ADS/6-2/9	2 x SUB-D 9	10	**1665950000**
ADS/6-1/15	1 x SUB-D 15	10	**1666200000**
ADS/6-2/15	2 x SUB-D 15	10	**1666210000**
Size 4			
ADS/10-1/25	1 x SUB-D 25	10	**1666220000**
ADS/10-2/25	2 x SUB-D 25	10	**1666230000**
Size 6			
ADS/16-1/25	1 x SUB-D 25	10	**1666320000**
ADS/16-2/25	2 x SUB-D 25	10	**1666330000**
ADS/16-1/37	1 x SUB-D 37	10	**1666340000**
ADS/16-2/37	2 x SUB-D 37	10	**1666350000**
ADS/16-1/50	1 x SUB-D 50	10	**1666460000**

Downloaded from Elcodis.com electronic components distributor

Other accessories

Gaskets



Locking foot for TS 35 mounting rail



Locking hook

Example: DSTV-TS

Ordering data

Type	for mounted housing	Qty	Order No.
HDC-HA3 FD	HA-3	5	**1739220000**
HDC-HA10 FD	HA-10	5	**1739200000**
HDC-HA16 FD	HA-16	5	**1739190000**
HDC-HA32 FD	HA-32	5	**1739210000**
HDC-HA48 FD	HA-48	5	**1855950000**
HDC-HB6 FD	HB-6	5	**1855960000**
HDC-HB10 FD	HB-10	5	**1855970000**
HDC-HB16 FD	HB-16	5	**1855980000**
HDC-HB24 FD	HB-24	5	**1855990000**
HDC-HB32 FD	HB-32	5	**1856000000**
HDC-HB48 FD	HB-48	5	**1856010000**
HDC-HB10 AWVL FD	HB-10 AWVL	5	**1855680000**

Type	Qty	Order No.
DSTV-TS 6-24	10	**1595220000**

For all inserts apart from HA and all inserts of size 1

Type	Qty	Order No.
DSTV-TS 6 VH	10	**1595220000**
DSTV-TS 10-24 VH	10	**1595240000**

For all inserts apart from HA and all inserts of size 1

Downloaded from Elcodis.com electronic components distributor

Shield lever for sizes 3 (06B), 4 (10B), 6 (16B) and 8 (24B) for fitting of shield clamps or KLBÜ 3–8 SC

Technical data

Use	Clamping of the shield
Fastening of shield lever	To PE terminal, both sides, 2nd screw for fixing
Cable connection system	Shield clamp or KLBÜ clamping yoke
No. shield clamps or KLBÜ clamping yokes	
Size 3 (06B)	1* or 1
Size 4 (10B)	2* or 2
Size 6 (16B)	3* or 3
Size 8 (24B)	5* or 5
	* Fastening points of shield clamp, 16 mm spacing
Clamping range shield clamp	see page G.16
Material	Steel
Surface	Galvanised
Temperature range	–40°C ... +125°C

Shield lever

HDC SHIELD LEVER 3 SC

Type	Order No.
HDC SHIELD LEVER 3 SC	1867390000

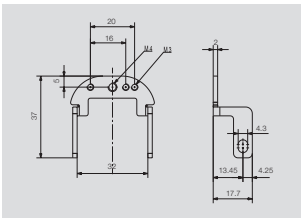

HDC SHIELD LEVER 4 SC

Type	Order No.
HDC SHIELD LEVER 4 SC	1867370000

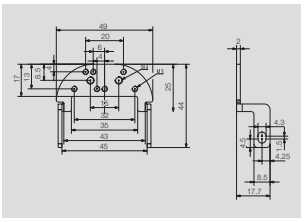

HDC SHIELD LEVER 6 SC

Type	Order No.
HDC SHIELD LEVER 6 SC	1867380000

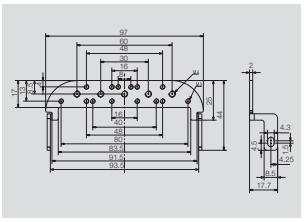

HDC SHIELD LEVER 8 SC

Type	Order No.
HDC SHIELD LEVER 8 SC	1867360000

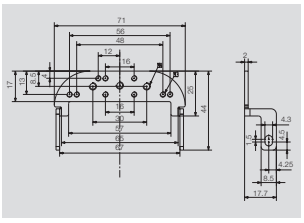

Downloaded from Elcodis.com electronic components distributor

Other accessories

Shield clamps for shield levers of size 3 (06B), 4 (10B), 6 (16B) and 8 (24B)

Technical data

Use	Clamps shield on the shield lever	
Fastening of shield lever	With supplied fastening accessories	
Clamping range shield clamp	Cable diameter mm	Gauge of fastening holes mm
Shield clamp 10 mm	10	20
Shield clamp 9 mm	9	20
Shield clamp 8 mm	8	20
Shield clamp 7 mm	7	20
Shield clamp 6 mm	6	16
Shield clamp 5 mm	5	16
Shield clamp 4.5mm	4.5	16
Material	Steel	
Surface	Galvanised	
Temperature range	–40°C ... +125°C	

Shield clamps

Type	Order No.
HDC Shield Clamp 10.0	**1912250000**
HDC Shield Clamp 9	**1912240000**
HDC Shield Clamp 8	**1912230000**
HDC Shield Clamp 7	**1912220000**
HDC Shield Clamp 6	**1912210000**
HDC Shield Clamp 5	**1912200000**
HDC Shield Clamp 4.5	**1912190000**

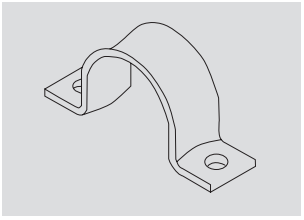

Downloaded from Elcodis.com electronic components distributor

HDC GRIP PANEL 8 SC

Technical data

Use	To establish direct contact to bulkhead
	Fastened with integrated M5 screws
Advantages	Broad contact surface gives large-area contact
	Low contact resistance; high torsional rigidity
	Shield can be connected to grip panel
Material data Grip Panel 8 SC	
Material	Steel
Surface	Galvanised
Temperature range	-40°C to +125°C
System data	
Size	24B or 8
	KLBÜ and shield clamps can be used
	Cable ties can be used for fixing cable

Grip panel

Type	Order No.
HDC GRIP PANEL 8 SC	1934770000

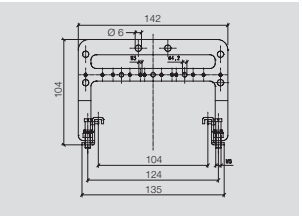

Downloaded from Elcodis.com electronic components distributor

Downloaded from Elcodis.com electronic components distributor

Cable entries and Cabtite

Cable entries and Cabtite

Selection guide	H.2
Standard cable glands – plastic	H.6
Standard cable glands – brass	H.8
Cable glands for Ex applications – plastic	H.10
Cable glands for Ex applications – brass	H.11
Thread sealing rings	H.12
Blanking plugs	H.13
Cabtite – Cable entry system	H.14
Cabtite – Cable grommets	H.15
Cabtite – Cable entry frames	H.16
Cabtite – Separable cable glands	H.19

Downloaded from Elcodis.com electronic components distributor

Overview

In this section of the catalogue, we offer you a selected range of cable glands specifically for use with the heavy-duty connectors.

Our complete range can be found in the Enclosures catalogue.

Downloaded from Elcodis.com electronic components distributor

Cable glands

The tables below provide an overview of the Weidmüller cable glands and the recommended accessories.

Standard glands

Material/Type	Approvals: IP class of protection without seal	Approvals: IP class of protection with seal	Approvals: EX	Approvals: EMV	Approvals: Armou-ring	Thread sealing rings: CSM GWDR…Po	Thread sealing rings: CR GWDR…NP	Thread sealing rings: O-ring	Locknuts: grey SKMU…K GR	Locknuts: black SKMU…K SW	Locknuts: brass SKMU…MS	Locknuts: MS EMC SKMU EMV…
Plastic												
VG … K67	IP67								●			
VG … K68	IP68 / 5 bar								●			
VG … K68 SKS	IP68 / 5 bar								●			
Nickel-plated brass												
VG … MS54	IP54	IP65				optional					●	
VG … MS68		IP68 / 5 bar						included			●	
VG … MS54-ZE	IP54	IP65				optional					●	
Stainless steel glands on request												

Cable glands Ex

Material/Type	Approvals: IP class of protection without seal	Approvals: IP class of protection with seal	Approvals: EX	Approvals: EMV	Approvals: Armou-ring	Thread sealing rings: CSM GWDR…Po	Thread sealing rings: CR GWDR…NP	Thread sealing rings: O-ring	Locknuts: grey SKMU…K GR	Locknuts: black SKMU…K SW	Locknuts: brass SKMU…MS	Locknuts: MS EMC SKMU EMV…
Plastic Ex												
VG … Exe SW	IP66	IP68	Exe				optional			●		
VG … Exi BL	IP66	IP68	EExi				optional			●		
Nickel-plated brass Ex												
VG … Exe MS		IP68 / 20 bar	Exe					included			●	●
Stainless steel glands on request												

Blanking plugs

Material/Type	Approvals: IP class of protection without seal	Approvals: IP class of protection with seal	Approvals: EX	Thread sealing rings: CSM GWDR…Po	Thread sealing rings: CR GWDR…NP	Thread sealing rings: O-ring	Locknuts: grey SKMU…K GR	Locknuts: black SKMU…K SW	Locknuts: brass SKMU…MS	Locknuts: MS EMC SKMU EMV…
Plastic										
VP … K54	IP54	IP66					●	●		
Nickel-plated brass										
VP … MS65		IP68				included			●	●

Downloaded from Elcodis.com electronic components distributor

Cable glands

The sizes given here were calculated for multicore cables.

Pleade note the clamping range of the cable gland selected.

Cross-section	No. of cores	appr. cable mm	Metric thread	PG thread with onion gasket
0.5 mm²	2	5.7 - 8.7	12 16 20	9
AWG 20	3	6.0 - 9.0	12 16 20	9
	4	6.7 - 9.7	12 16 20	9 11
	5	7.2 - 10.2	16 20	9 11 13.5 16
	6	7.6 - 10.6	16 20	9 11 13.5 16
	7	8.0 - 10.6	16 20	9 11 13.5 16
	8	9.4 - 12.8	16 20 25	9 11 13.5 16
	10	9.4 - 12.8	16 20 25	9 11 13.5 16
	12	9.7 - 12.9	16 20 25	9 11 13.5 16
	14	10.2 - 13.4	20 25	11 13.5 16
	16	10.7 - 13.9	20 25	11 13.5 16
	21	12.3 - 15.1	20 25	13.5 16 21
	24	13.5 - 16.7	25 32	13.5 16 21
	30	14.3 - 17.5	25 32	16 21
	35	16.0 - 18.6	25 32	21
	40	16.6 - 19.2	25 32 40	21
	52	19.2 - 21.6	32 40	21 29
	61	20.3 - 23.1	32 40	21 29
	80	22.9 - 25.7	32 40	29 36
	100	26.4 - 29.6	40 50	29 36

Cross-section	No. of cores	appr. cable mm	Metric thread	PG thread with onion gasket
0.75 mm²	2	6.8 - 9.8	12 16 20	9 11
AWG 18	3	7.2 - 9.7	12 16 20	9 11
	4	7.9 - 10.3	12 16 20	9 11
	5	8.9 - 10.9	16 20	9 11 13.5 16
	6	8.9 - 12.3	16 20 25	9 11 13.5 16
	7	9.6 - 12.3	16 20 25	9 11 13.5 16
	8	10.4 - 13.8	20 25	11 13.5 16
	9	10.7 - 13.9	20 25	11 13.5 16
	10	10.4 - 13.8	20 25	11 13.5 16
	12	10.7 - 13.9	20 25	11 13.5 16
	15	12.3 - 13.5	20 25	13.5 16
	18	13.0 - 16.2	25 32	13.5 16 21
	21	13.6 - 16.8	25 32	13.5 16 21
	25	15.9 - 18.5	25 32	21 29
	32	17.1 - 19.7	25 32	21 29
	40	19.0 - 21.4	32 40	21 29
	50	21.3 - 24.1	32 40	21 29
	61	22.6 - 25.4	40	21 29 36
	80	26.1 - 29.3	40 50	29 36
	100	29.4 - 33.0	40 50	36

Cross-section	No. of cores	appr. cable mm	Metric thread	PG thread with onion gasket
1 mm²	2	7.1 - 10.1	12 16 20	9 11
AWG 16 – 18	3	7.5 - 10.1	12 16 20	9 11
	4	8.4 - 10.7	16 20	9 11 13.5
	5	9.2 - 11.4	16 20 25	9 11 13.5 16
	6	9.2 - 12.6	16 20 25	9 11 13.5 16
	7	9.2 - 12.6	16 20 25	9 11 13.5 16
	8	11.0 - 14.4	20 25	11 13.5 16 21
	9	11.8 - 15.2	20 25 32	11 13.5 16 21
	10	11.0 - 14.4	20 25 32	11 13.5 16 21
	12	11.8 - 14.6	20 25 32	11 13.5 16 21
	14	12.4 - 15.2	20 25 32	13.5 16 21
	16	13.0 - 16.2	25 32	13.5 16 21
	18	13.7 - 16.9	25 32	13.5 16 21
	20	14.4 - 17.6	25 32 40	16 21
	24	16.5 - 19.1	25 32 40	21 29
	25	16.9 - 19.5	25 32 40	21 29
	34	19.4 - 21.8	32 40	21 29
	48	22.0 - 24.8	40	21 29
	56	23.2 - 26.0	40 50	21 29 36
	61	24.5 - 27.2	40 50	29 36
	80	27.7 - 30.9	40 50	36
	100	31.8 - 35.2	40 50 63	36 42

Downloaded from Elcodis.com electronic components distributor

Cross-section	No. of cores	appr. cable mm
1.5 mm²	2	8.0 - 11.0
AWG 16	3	8.7 - 11.0
	4	9.7 - 11.8
	5	10.8 - 13.0
	6	10.8 - 14.2
	7	10.8 - 14.2
	8	13.2 - 16.6
	11	13.6 - 16.8
	12	17.6 - 16.8
	14	14.4 - 17.6
	16	15.8 - 18.4
	18	16.6 - 19.2
	20	17.4 - 20.0
	25	20.2 - 23.0
	32	23.8 - 24.5
	34	22.6 - 25.4
	42	25.8 - 29.0
	50	27.0 - 30.2
	56	27.8 - 31.0
	61	28.6 - 31.8
	80	33.0 - 36.4
	90	34.6 - 37.6
	100	37.8 - 41.4

Metric thread							
12	16	20					
	16	20	25				
	16	20	25				
		20	25				
		20	25				
		20	25				
			25	32			
			25	32			
			25	32			
			25	32			
			25	32			
			25	32			
			25	32	40		
				32	40		
					40		
					40		
					40	50	
					40	50	
					40	50	
					40	50	
						50	63
						50	63
						50	63

PG thread with onion gasket							
9	11	13.5	16				
9	11	13.5	16				
9	11	13.5	16				
	11	13.5	16				
	11	13.5	16				
	11	13.5	16				
		13.5	16	21			
		13.5	16	21			
		13.5	16	21			
			16	21			
			16	21			
				21	29		
				21	29		
				21	29		
					29	36	
					29	36	
					29	36	
					29	36	
					29	36	
						36	
						36	42
						36	42
							42

Cross-section	No. of cores	appr. cable mm
2.5 mm²	2	9.8 - 12.8
AWG 12 – 14	3	10.6 - 13.4
	4	11.7 - 14.4
	5	13.0 - 16.4
	6	13.3 - 16.7
	7	13.3 - 16.7
	8	17.4 - 20.8
	11	18.0 - 20.6
	16	20.6 - 23.4
	18	21.7 - 24.5
	25	26.4 - 29.6
	34	31.3 - 33.1
	50	37.0 - 39.4
	61	39.0 - 41.5

Metric thread							
	16	20	25				
		20	25				
		20	25				
		20	25	32			
			25	32			
			25	32			
			25	32	40		
			25	32	40		
				32	40		
					40		
					40	50	
					40	50	
						50	63
						50	63

PG thread with onion gasket							
9	11	13.5	16				
	11	13.5	16				
	11	13.5	16				
		13.5	16	21			
		13.5	16	21			
		13.5	16	21			
				21	29		
				21	29		
				21	29		
					29	36	
					29	36	
						36	42
							42
							42

Cross-section	No. of cores	appr. cable mm
4 mm²	2	10.7 - 14.1
AWG 10 – 12	4	13.0 - 16.4
	5	14.3 - 17.7
	7	16.2 - 19.6
	11	approx. 24.5

Metric thread							
		20	25				
			25	32			
			25	32			
			25	32			
					40		

PG thread with onion gasket							
	11	13.5	16	21			
		13.5	16	21			
			16	21			
				21	29	36	
					29	36	

Downloaded from Elcodis.com electronic components distributor

Standard cable glands – plastic

Glands – plastic – IP67

Inexpensive alternative for industrial applications - without approvals.

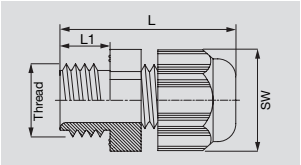

Technical data

Material / colour	Polyamide 6 / RAL 7035
Sealing ring / Sealing insert	- / TPE
Temperature range	-20 °C ... 80 °C
Class of protection	IP 67

Note	Version with moulded sealing lip Length L varies depending on the cable diameter used

Ordering data

Type metric	Thread-size	KB	L/L1	SW	Qty.	Order No.
VG M12-K67	M 12 x 1.5	3 - 6.5	23.9 / 8	15	100	**1909660000**
VG M16-K67	M 16 x 1.5	4 - 8	27.7 / 8	19	50	**1909670000**
VG M16-K67	M 16 x 1.5	5 - 10	29 / 10	22	50	**1909680000**
VG M20-K67	M 20 x 1.5	6 - 12	29.2 / 10	24	50	**1909690000**
VG M20-K67	M 20 x 1.5	10 - 14	32.8 / 10	27	50	**1909700000**
VG M25-K67	M 25 x 1.5	13 - 18	37.9 / 10	33	25	**1909710000**
VG M32-K67	M 32 x 1.5	18 - 25	40.7 / 10	42	20	**1909720000**
VG M40-K67	M 40 x 1.5	22 - 32	51.3 / 10	53	10	**1909730000**
VG M50-K67	M 50 x 1.5	30 - 38	53.5 / 18	60	10	**1909740000**
VG M63-K67	M 63 x 1.5	34 - 44	55 / 18	65	10	**1909750000**
PG						
VG PG7-K67	PG 7	3 - 6.5	23.9 / 8	15	100	**1909760000**
VG PG9-K67	PG 9	4 - 8	27.7 / 8	19	50	**1909770000**
VG PG11-K67	PG 11	5 - 10	29 / 8	22	50	**1909780000**
VG PG13,5-K67	PG 13.5	6 - 12	29.2 / 9	24	50	**1909790000**
VG PG16-K67	PG 16	10 - 14	32.8 / 9	27	50	**1909800000**
VG PG21-K67	PG 21	13 - 18	37.9 / 11	33	25	**1909810000**
VG PG29-K67	PG 29	18 - 25	40.7 / 11	42	20	**1909820000**
VG PG36-K67	PG 36	22 - 32	51.3 / 13	53	10	**1909830000**
VG PG42-K67	PG 42	30 - 38	53.5 / 13	60	10	**1909840000**
VG PG48-K67	PG 48	34 - 44	55 / 14	65	10	**1909850000**

no approvals

Glands – plastic – IP68

Plastic cable gland for industrial applications where class of protection IP 68 is called for.

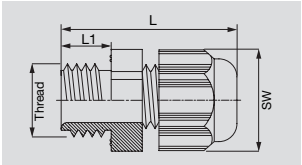

Technical data

Material / colour	Polyamide 6 / RAL 7035
Sealing ring / Sealing insert	- / CR
Temperature range	-30 °C ... 80 °C
Class of protection	IP 68 - 5 bar
Standard	EN 50262 (for metric thread)

Note	Version with moulded sealing lip Length L varies depending on the cable diameter used

Ordering data

Type metric	Thread-size	KB	L/L1	SW	Qty.	Order No.
VG M12-1/K68	M 12 x 1.5	3 - 6.5	32.4 / 8	15	100	**1772280000**
VG M16-1/K68	M 16 x 1.5	4.5 - 10	35.7 / 10	22	50	**1909860000**
VG M20-1/K68	M 20 x 1.5	6 - 12	41.2 / 10	24	50	**1772300000**
VG M25-1/K68	M 25 x 1.5	11 - 17	43.2 / 8	29	25	**1909870000**
VG M32-1/K68	M 32 x 1.5	15 - 21	50.7 / 10	36	20	**1909880000**
VG M40-1/K68	M 40 x 1.5	19 - 28	55.2 / 10	46	10	**1909890000**
VG M50-1/K68	M 50 x 1.5	27 - 38	70.3 / 18	60	10	**1909900000**
VG M63-1/K68	M 63 x 1.5	34 - 44	72.9 / 18	65	10	**1772350000**
PG						
VG 7-K68	PG 7	3 - 6.5	30.5 / 8	15	100	**1568970000**
VG 9-K68	PG 9	4 - 8	34 / 8	19	50	**1568980000**
VG 11-K68	PG 11	5 - 10	37 / 8	22	50	**1568990000**
VG 13,5-K68	PG 13.5	6 - 12	39 / 9	24	50	**1569000000**
VG 16-K68	PG 16	10 - 14	42.5 / 10	27	50	**1569010000**
VG 21-K68	PG 21	13 - 18	48 / 11	33	25	**1569020000**
VG 29-K68	PG 29	18 - 25	53 / 11	42	20	**1569030000**
VG 36-K68	PG 36	22 - 32	65 / 13	53	10	**1569040000**
VG 42-K68	PG 42	30 - 38	68 / 13	60	10	**1569050000**
VG 48-K68	PG 48	34 - 44	69 / 14	65	10	**1718770000**

VDE for metric version

Downloaded from Elcodis.com electronic components distributor

Glands – plastic – SKS

Plastic gland with spiral antikink protection especially for flexible connections.

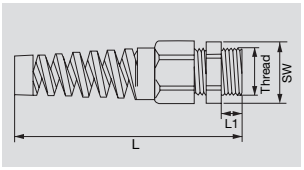

Technical data

Material / colour	Polyamide 6 / RAL 7035
Sealing ring / Sealing insert	- / CR
Temperature range	-30 °C ... 80 °C
Class of protection	IP 68 - 5 bar
Standard	EN 50262 (for metric thread)

Note	Version with moulded sealing lip Length L varies depending on the cable diameter used

Ordering data

Type	Thread-size	KB	L/L1	SW	Qty.	Order No.
metric						
VG M12-K68 SKS	M 12 x 1.5	3 - 6.5	66.5 / 8	15	100	**1776700000**
VG M16-K68 SKS	M 16 x 1.5	5 - 10	80 / 10	22	50	**1776710000**
VG M20-K68 SKS	M 20 x 1.5	6 - 12	106 / 11	24	50	**1778860000**
VG M20-K68 SKS	M 20 x 1.5	10 - 14	106 / 15	27	50	**1776720000**
VG M25-K68 SKS	M 25 x 1.5	13 - 18	129 / 15	33	25	**1776730000**
PG						
VG 7-K68 SKS	PG 7	3 - 6.5	62 / 8	15	50	**1720470000**
VG 9-K68 SKS	PG 9	4 - 8	78 / 8	19	50	**1720480000**
VG 11-K68 SKS	PG 11	5 - 10	84 / 8	22	100	**1720490000**
VG 13,5-K68 SKS	PG 13.5	6 - 12	105 / 9	24	50	**1720500000**
VG 16-K68 SKS	PG 16	10 - 14	117 / 10	27	25	**1720510000**
VG 21-K68 SKS	PG 21	13 - 18	130 / 11	33	20	**1720520000**

VDE for metric version

Downloaded from Elcodis.com electronic components distributor

Standard cable glands – brass

Glands – brass – IP54

Brass cable gland for industrial applications.

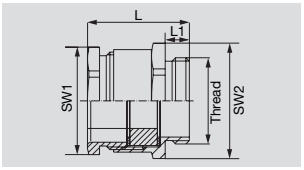

Technical data

Material	Brass, nickel-plated
Sealing ring / Sealing insert	- / soft rubber
Temperature range	-20 °C ... 60 °C
Class of protection / with GWDR	IP 54 / IP 65
Standard	DIN 46320 / C4
Note	Optional sealing ring Length L varies depending on the cable diameter used.

Ordering data

Type metric	Thread-size	KB	L/L1	SW1/SW2	Qty.	Order No.
VG M12-MS54	M 12 x 1.5	5 - 7	21.5 / 6	14 / 13	100	**1778410000**
VG M12-MS54	M 12 x 1.5	6 - 8	22 / 6	17 / 15	100	**1778400000**
VG M16-MS54	M 16 x 1.5	8 - 10	26 / 6	20 / 18	100	**1778390000**
VG M20-MS54	M 20 x 1.5	8 - 10	26.5 / 6.5	22 / 18	50	**1778380000**
VG M20-MS54	M 20 x 1.5	10 - 12	26.5 / 6.5	22 / 20	50	**1778370000**
VG M25-MS54	M 25 x 1.5	12 - 14	27.5 / 7	27 / 22	50	**1778360000**
VG M25-MS54	M 25 x 1.5	15 - 17	29.5 / 7	30 / 28	50	**1778350000**
VG M32-MS54	M 32 x 1.5	24 - 26	33 / 8	40 / 38	25	**1778340000**
VG M40-MS54	M 40 x 1.5	28 - 30	33 / 8	43 / 37	25	**1778330000**
VG M50-MS54	M 50 x 1.5	31 - 33	39 / 9	55 / 47	10	**1778320000**
VG M50-MS54	M 50 x 1.5	39 - 41	43 / 9	57 / 54	5	**1778310000**
VG M63-MS54	M 63 x 1.5	45 - 47	45 / 10	68 / 60	5	**1778300000**
PG						
VG 7-MS54	PG 7	5 - 7	20.5 / 5	14 / 13	100	**0521500000**
VG 9-MS54	PG 9	6 - 8	22 / 6	17 / 15	100	**0261500000**
VG 11-MS54	PG 11	8 - 10	26 / 6	20 / 18	50	**0260700000**
VG 13,5-MS54	PG 13.5	10 - 12	26 / 6.5	22 / 20	50	**0260800000**
VG 16-MS54	PG 16	12 - 14	27 / 6.5	24 / 22	50	**0261400000**
VG 21-MS54	PG 21	15 - 17	29.5 / 7	30 / 28	50	**0260900000**
VG 29-MS54	PG 29	24 - 26	33 / 8	40 / 37	25	**0261000000**
VG 36-MS54	PG 36	33 - 35	39 / 9	50 / 47	20	**0497600000**
VG 42-MS54	PG 42	41 - 43	44 / 10	57 / 54	10	**0497700000**
VG 48-MS54	PG 48	45 - 47	45 / 10	64 / 60	5	**1718780000**

Further versions on request

Half cable glands – brass – IP65

Half cable glands are designed for use in the new HDC RockStar base housings. The combination of half cable gland and housing provides IP 65 class of protection.

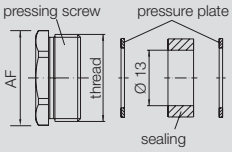

Technical data

Material:	
– pressure screw	Nickel-plated brass
– sealing ring	SBR / NBR
– pressure ring	Polyamide
Temperature range	-20°C … +60°C
Note	

Ordering data

Type metric	Thread	Clamp. range	AF	Qty	Order No.
VG H M20 MS	M 20 x 1.5	7.0 x 10.0 x 13.0 mm	20	1	**1921720000**
VG H M25 MS	M 25 x 1.5	11.5 x 14.5 x 18.0 mm	25	1	**1921740000**
VG H M32 MS	M 32 x 1.5	19.0 x 22.0 x 25.0 mm	32	1	**1921760000**
VG H M40 MS	M 40 x 1.5	26.0 x 29.0 x 32.0 mm	40	1	**1921770000**
PG					
KV 11 - M	PG 11	10.0 x 12.5 mm	18	10	**1656390000**
KV 13 - M	PG 13.5	10.0 x 11.0 x 12.0 mm	24	10	**1656400000**
KV 16 - M	PG 16	10.0 x 12.5 x 15.0 mm	22	10	**1656410000**
KV 21 - M	PG 21	13.0 x 16.0 x 19.0 mm	28	10	**1656420000**
KV 29 - M	PG 29	21.0 x 24.0 x 27.0 mm	37	10	**1656430000**
KV 42 - M	PG 42	41.0 x 42.0 x 43.0 mm	65	5	**1656450000**

Downloaded from Elcodis.com electronic components distributor

Glands – brass – IP68

Brass cable gland for industrial applications where class of protection IP 68 is called for.

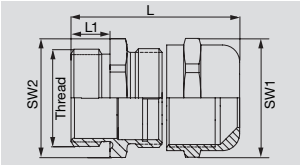

Technical data

Material	Brass, nickel-plated
Sealing ring / Sealing insert	- / CR
Temperature range	-40 °C ... 100 °C
Class of protection / with GWDR	IP 68 / IP 68 - 5 bar

Note Length L varies according to cable diameter used

Ordering data

Type metric	Thread-size	KB	L/L1	SW1/SW2	Qty.	Order No.
VG M12-1/MS68	M 12 x 1.5	3 - 6.5	27.2 / 5	14	50	**1772200000**
VG M16-1/MS68	M 16 x 1.5	4.5 - 10	37.3 / 7.5	20	50	**1909910000**
VG M20-1/MS68	M 20 x 1.5	6 - 12	32 / 8	22	50	**1772220000**
VG M25-1/MS68	M 25 x 1.5	11 - 17	42 / 8	27	25	**1909920000**
VG M32-1/MS68	M 32 x 1.5	15 - 21	45 / 8	34	20	**1909930000**
VG M40-1/MS68	M 40 x 1.5	19 - 28	55.1 / 9	43	20	**1909940000**
VG M50-1/MS68	M 50 x 1.5	27 - 38	62.2 / 9	58	12	**1909950000**
VG M63-1/MS68	M 63 x 1.5	34 - 44	63.6 / 14	68 / 64	12	**1772270000**
PG						
VG 7-MS68	PG 7	3 - 6.5	23 / 5	14	50	**1569060000**
VG 9-MS68	PG 9	4 - 8	27 / 6	17	50	**1569070000**
VG 11-MS68	PG 11	5 - 10	28.5 / 6	20	50	**1569080000**
VG 13,5-MS68	PG 13.5	6 - 12	29.5 / 6.5	22	50	**1569090000**
VG 16-MS68	PG 16	10 - 14	29.5 / 6.5	24	25	**1569100000**
VG 21-MS68	PG 21	13 - 18	33.5 / 7	30	25	**1569110000**
VG 29-MS68	PG 29	18 - 25	37.5 / 8	40	20	**1569120000**
VG 36-MS68	PG 36	22 - 32	45 / 9	50	15	**1569130000**
VG 42-MS68	PG 42	30 - 38	47.5 / 10	58	12	**1569140000**
VG 48-MS68	PG 48	34 - 44	50.5 / 10	64	12	**1718790000**

Further versions on request
VDE for metric versions

Glands – brass – ZE

Brass cable gland with external concentric strain relief by means of clamping jaws.

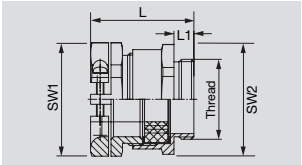

Technical data

Material	Brass, nickel-plated
Sealing ring / Sealing insert	- / CR
Temperature range	-30 °C ... 90 °C
Class of protection / with GWDR	IP 54 / IP 65

Note Optional sealing ring
Length L varies depending on the cable diameter used.

Ordering data

Type metric	Thread-size	KB	L/L1	SW1/SW2	Qty.	Order No.
VG M12-MS54 ZE	M 12 x 1.5	5 - 7	21.5 / 6	14	100	**1778420000**
VG M16-MS54 ZE	M 16 x 1.5	4 - 9.5	26 / 6	18	100	**1778440000**
VG M20-MS54 ZE	M 20 x 1.5	6 - 11.5	26.5 / 6.5	22	50	**1778450000**
VG M20-MS54 ZE	M 20 x 1.5	6 - 13.5	26.5 / 6.5	22	50	**1778460000**
VG M25-MS54 ZE	M 25 x 1.5	9 - 21.5	29.5 / 7	30	50	**1778480000**
VG M32-MS54 ZE	M 32 x 1.5	17 - 29.5	33 / 8	39	25	**1778490000**
VG M40-MS54 ZE	M 40 x 1.5	23 - 36.5	33 / 8	43	25	**1778500000**
VG M50-MS54 ZE	M 50 x 1.5	29 - 42.5	43 / 9	57	5	**1778520000**
VG M63-MS54 ZE	M 63 x 1.5	35 - 46.5	45 / 10	68	5	**1778530000**
PG						
VG 7-MS54-ZE	PG 7	5 - 7	27 / 5	14 / 16	50	**1718800000**
VG 9-MS54-ZE	PG 9	4 - 11	30.5 / 6	17 / 19	50	**1718810000**
VG 11-MS54-ZE	PG 11	6 - 13	31.5 / 6	20 / 22	50	**1718820000**
VG 13,5-MS54-ZE	PG 13.5	6 - 13	32 / 6.5	22 / 24	50	**1718830000**
VG 16-MS54-ZE	PG 16	6 - 16	33 / 6.5	24 / 27	50	**1718840000**
VG 21-MS54-ZE	PG 21	9 - 20	38 / 7	30 / 34	50	**1718850000**
VG 29-MS54-ZE	PG 29	17 - 28	43 / 8	40 / 42	25	**1718860000**
VG 36-MS54-ZE	PG 36	23 - 34	49.5 / 9	50 / 52	10	**1718870000**
VG 42-MS54-ZE	PG 42	29 - 40	53.5 / 10	57 / 62	5	**1718880000**
VG 48-MS54-ZE	PG 48	35 - 46	55 / 10	64 / 68	5	**1718890000**

Further versions on request

Downloaded from Elcodis.com electronic components distributor

Glands – plastic – Ex e, IP 66 / IP 68

Black plastic cable gland with integral strain relief - especially for Ex applications.
Complete with integral membrane seal for clean transportation and storage.

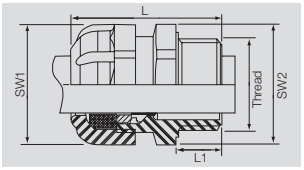

Technical data

Material / colour	Polyamide / RAL 9005
Sealing ring / Sealing insert	- / TPE
Temperature range	-20 °C ... 80 °C
Class of protection / with GWDR	IP 66 / IP 68
Approval	EEx e II; Ⓔ II 2 GD
Test certificate	LCIE 97ATEX6007 X
Note	Optional sealing ring Length L varies depending on the cable diameter used.

Ordering data

Type	Thread-size	KB	L/L1	SW1/SW2	Qty.	Order No.
metric						
VG M16-EXE SW	M 16 x 1.5	5 - 8	34 / 12	19	20	**1737280000**
VG M20-EXE SW	M 20 x 1.5	8 - 13	35 / 12	24	20	**1737290000**
VG M25-EXE SW	M 25 x 1.5	13 - 19	42 / 13	32	20	**1737300000**
VG M32-EXE SW	M 32 x 1.5	17 - 25	44 / 15	41	10	**1737310000**
VG M40-EXE SW	M 40 x 1.5	24 - 32	50 / 15	52	10	**1737320000**
VG M50-EXE SW	M 50 x 1.5	29 - 38	56 / 16	59	5	**1737330000**
VG M63-EXE SW	M 63 x 1.5	36 - 44	58 / 16	65	5	**1737340000**
PG						
VG 7-EXE SW	PG 7	3.5 - 6	27 / 9	15	50	**1569360000**
VG 9-EXE SW	PG 9	5 - 8	31 / 9	19	20	**1490500000**
VG 11-EXE SW	PG 11	6 - 10	31 / 9	22	20	**1490600000**
VG 13,5-EXE SW	PG 13.5	8 - 13	33 / 10	24	20	**1490700000**
VG 16-EXE SW	PG 16	10 - 15	33 / 10	26	20	**1490800000**
VG 21-EXE SW	PG 21	13 - 19	40 / 11	32	20	**1490900000**
VG 29-EXE SW	PG 29	17 - 25	41 / 12	41	10	**1491000000**
VG 36-EXE SW	PG 36	24 - 32	49 / 14	52	10	**1491100000**
VG 42-EXE SW	PG 42	28 - 38	56 / 16	59	10	**1491200000**
VG 48-EXE SW	PG 48	34 - 44	60 / 16	65	5	**1718970000**

Further versions on request

Glands – plastic – EEx i, IP 66 / IP 68

Blue plastic gland with integral strain relief - especially for Ex applications.
Complete with integral membrane seal for clean transportation and storage.

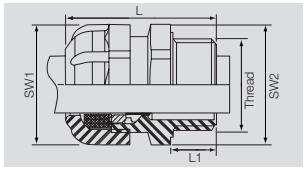

Technical data

Material / colour	Polyamide / RAL 5012
Sealing ring / Sealing insert	- / TPE
Temperature range	-20 °C ... 80 °C
Class of protection / with GWDR	IP 66 / IP 68
Approval	EEx e II; Ⓔ II 2 GD
Test certificate	LCIE 97ATEX6007 X
Note	Optional sealing ring Length L varies depending on the cable diameter used.

Ordering data

Type	Thread-size	KB	L/L1	SW1/SW2	Qty.	Order No.
metric						
VG M16-EXI BL	M 16 x 1.5	5 - 8	34 / 12	19	20	**1737350000**
VG M20-EXI BL	M 20 x 1.5	8 - 13	35 / 12	24	20	**1737360000**
VG M25-EXI BL	M 25 x 1.5	13 - 19	42 / 13	32	20	**1737370000**
VG M32-EXI BL	M 32 x 1.5	17 - 25	44 / 15	41	10	**1737380000**
VG M40-EXI BL	M 40 x 1.5	24 - 32	50 / 15	52	10	**1737390000**
VG M50-EXI BL	M 50 x 1.5	29 - 38	56 / 16	59	5	**1737400000**
VG M63-EXI BL	M 63 x 1.5	36 - 44	58 / 16	65 / 67	5	**1737410000**
PG						
VG 7-EXI BL	PG 7	3.5 - 6	27 / 9	15	50	**1569370000**
VG 9-EXI BL	PG 9	5 - 8	31 / 9	19	20	**1491300000**
VG 11-EXI BL	PG 11	6 - 10	31 / 9	22	20	**1491400000**
VG 13,5-EXI BL	PG 13.5	8 - 13	33 / 10	24	20	**1491500000**
VG 16-EXI BL	PG 16	10 - 15	33 / 10	26	20	**1491600000**
VG 21-EXI BL	PG 21	13 - 19	40 / 11	32	20	**1491700000**
VG 29-EXI BL	PG 29	17 - 25	41 / 12	41	10	**1491800000**
VG 36-EXI BL	PG 36	24 - 32	49 / 14	52	10	**1491900000**
VG 42-EXI BL	PG 42	28 - 38	56 / 16	59	10	**1492000000**
VG 48-EXI BL	PG 48	34 - 44	60 / 16	65	5	**1718980000**

Further versions on request

Downloaded from Elcodis.com electronic components distributor

Glands – brass – Ex e, IP 68

Brass cable gland for use in Ex applications EEx i und Ex e.

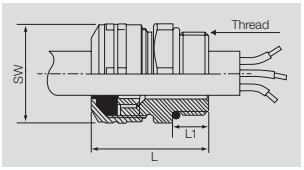

Technical data

Material	Brass, nickel-plated
Sealing ring / Sealing insert	- / CR
Temperature range	-40 °C ... 100 °C
Class of protection / with GWDR	IP 66 / IP 68 - 20 bar
Approval	EEx e II; ⓔ II 2 GD
Test certificate	LCIE 97ATEX6005 X
Note	Length L varies according to cable diameter used

Ordering data

Type metric	Thread-size	KB	L/L1	SW	Qty.	Order No.
VG M16-EXE MS	M 16 x 1.5	7 - 11	28 / 8	22	50	**1737210000**
VG M20-EXE MS	M 20 x 1.5	8.5 - 13	28 / 8	24	50	**1737220000**
VG M25-EXE MS	M 25 x 1.5	13.5 - 18	33 / 9	30	20	**1737230000**
VG M32-EXE MS	M 32 x 1.5	17.5 - 25	38 / 10	41	20	**1737240000**
VG M40-EXE MS	M 40 x 1.5	24.5 - 33.5	49 / 11	52	10	**1737250000**
VG M50-EXE MS	M 50 x 1.5	33 - 43	54 / 12	63	5	**1737260000**
VG M63-EXE MS	M 63 x 1.5	43.5 - 55	60 / 13	77	5	**1737270000**
PG						
VG 7-EXE MS	PG 7	4 - 8	24 / 7	18	50	**1718990000**
VG 9-EXE MS	PG 9	6 - 11	28 / 8	22	50	**1719000000**
VG 11-EXE MS	PG 11	7.5 - 13	28 / 8	24	50	**1719010000**
VG 13,5-EXE MS	PG 13.5	7.5 - 13	32 / 8	24	50	**1719020000**
VG 16-EXE MS	PG 16	12.5 - 18	33 / 9	30	25	**1719030000**
VG 21-EXE MS	PG 21	17.5 - 23.5	38 / 10	41	20	**1719040000**
VG 29-EXE MS	PG 29	24.5 - 31.5	49 / 11	52	20	**1719050000**
VG 36-EXE MS	PG 36	33 - 40.5	54 / 12	63	10	**1719060000**
VG 42-EXE MS	PG 42	33 - 43	54 / 12	63	10	**1719070000**
VG 48-EXE MS	PG 48	33 - 43	60 / 13	77	5	**1719080000**

Further versions - also in stainless steel - available on request

Downloaded from Elcodis.com electronic components distributor

Thread sealing rings

Sealing rings – standard

For increasing the class of protection for cable glands and blanking plugs.

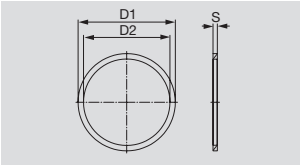

Technical data

Material / colour	Polyethylene / -
Temperature range	-30 °C ... 90 °C
Standard	DIN 46320 (for PG thread)

Note

Ordering data

Type	Thread-size	D1	D2	S	Qty.	Order No.
metric						
GWDR M12-PO	M 12 x 1.5	16	12	1.5	50	**1777920000**
GWDR M16-PO	M 16 x 1.5	20	16	1.5	50	**1777930000**
GWDR M20-PO	M 20 x 1.5	24	20	2	100	**1777940000**
GWDR M25-PO	M 25 x 1.5	29	25	2	50	**1777950000**
GWDR M32-PO	M 32 x 1.5	36	32	2	50	**1777960000**
GWDR M40-PO	M 40 x 1.5	44	40	2	50	**1777970000**
GWDR M50-PO	M 50 x 1.5	54	50	2	50	**1777980000**
GWDR M63-PO	M 63 x 1.5	67	63	2	50	**1777990000**
PG						
GWDR PG7-PO	PG 7	16.5	12.5	1.6	100	**1719440000**
GWDR PG9-PO	PG 9	19	15.3	1.6	100	**1719450000**
GWDR PG11-PO	PG 11	22.5	18.6	1.8	100	**1719460000**
GWDR PG13,5-PO	PG 13.5	25	20.4	1.8	100	**1719470000**
GWDR PG16-PO	PG 16	27	22.5	1.8	100	**1719480000**
GWDR PG21-PO	PG 21	33.5	28.5	2.2	100	**1719490000**
GWDR PG29-PO	PG 29	43.5	37	2.2	50	**1719500000**
GWDR PG36-PO	PG 36	55	47	2.7	50	**1719510000**
GWDR PG42-PO	PG 42	63	54	3.2	10	**1719520000**
GWDR PG48-PO	PG 48	69	59.3	3.2	5	**1719530000**

Further versions on request

Sealing rings – 9005

For increasing the class of protection for cable glands and blanking plugs - recommended for use in Ex applications.

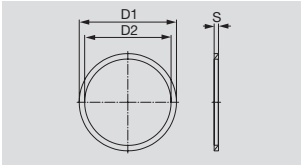

Technical data

Material / colour	Neoprene / RAL 9005
Temperature range	-40 °C ... 100 °C
Standard	DIN 46320 (for PG thread)

Note

Ordering data

Type	Thread-size	D1	D2	S	Qty.	Order No.
metric						
GWDR M12-NP	M 12	18	12	1.2	50	**1913320000**
GWDR M16-NP	M 16	22	16	1.2	50	**1736230000**
GWDR M20-NP	M 20	24	20	1.2	50	**1736240000**
GWDR M25-NP	M 25	30	25	1.5	50	**1736250000**
GWDR M32-NP	M 32	42	32	1.5	50	**1736260000**
GWDR M40-NP	M 40	52	40	1.5	20	**1736270000**
GWDR M50-NP	M 50	63	50	1.5	20	**1736280000**
GWDR M63-NP	M 63	77	63	2	10	**1736290000**
PG						
GWDR PG7-NP	PG 7	17	11.6	1.2	100	**1719540000**
GWDR PG9-NP	PG 9	21	14	1.2	100	**1719550000**
GWDR PG11-NP	PG 11	24	17	1.2	100	**1719560000**
GWDR PG13,5-NP	PG 13.5	27	19.5	1.2	100	**1719570000**
GWDR PG16-NP	PG 16	30	22.5	1.2	100	**1719580000**
GWDR PG21-NP	PG 21	35	28.3	1.5	100	**1719590000**
GWDR PG29-NP	PG 29	45	37	1.5	50	**1719600000**
GWDR PG36-NP	PG 36	60	47	1.5	20	**1719610000**
GWDR PG42-NP	PG 42	65	54	1.5	10	**1719620000**
GWDR PG48-NP	PG 48	71	59.3	1.5	5	**1719630000**

Further versions on request

Downloaded from Elcodis.com electronic components distributor

Sealing plugs – plastic

For sealing surplus threaded holes to maintain the IP class of protection.

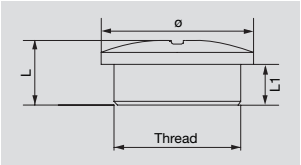

Technical data

Material / colour	Polyamide 6 / RAL 7035
Sealing ring	-
Temperature range	-40 °C ... 100 °C
Class of protection / with GWDR	IP 54 / IP 66
Standard	DIN 46320 (for PG thread)

Note Optional sealing ring

Ordering data

Type metric	Thread-size	L	L1	Top dia.	Qty.	Order No.
VP M12 K54	M 12 x 1.5	10	6	15	100	**1776930000**
VP M16 K54	M 16 x 1.5	11.5	7	19	100	**1776920000**
VP M20 K54	M 20 x 1.5	12.5	7.5	22	100	**1776910000**
VP M25 K54	M 25 x 1.5	15	11	27	100	**1776900000**
VP M32 K54	M 32 x 1.5	16	11	34	100	**1776940000**
VP M40 K54	M 40 x 1.5	18	12	42	50	**1776950000**
VP M50 K54	M 50 x 1.5	20	13	52	25	**1776960000**
VP M63 K54	M 63 x 1.5	20	14	65	50	**1776970000**
PG						
VP 7-K54	PG 7	8	6	15	50	**1719250000**
VP 9-K54	PG 9	9	6	19	100	**0294760000**
VP 11-K54	PG 11	10.5	6.5	22	100	**0294860000**
VP 13,5-K54	PG 13.5	9.5	6	25	100	**0294960000**
VP 16-K54	PG 16	9.5	6	27	100	**0295060000**
VP 21-K54	PG 21	11	8	33	100	**0295160000**
VP 29-K54	PG 29	12	8	44	50	**0501160000**
VP 36-K54	PG 36	15	10	55	25	**0501260000**
VP 42-K54	PG 42	16	10	62	10	**0501360000**
VP 48-K54	PG 48	16	12	69	5	**1719260000**

Further versions on request

Sealing plugs – brass

For sealing surplus threaded holes to maintain the IP class of protection.

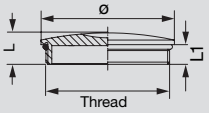

Technical data

Material / colour	Brass, nickel-plated / -
Sealing ring	-
Temperature range	-30 °C ... 100 °C
Class of protection / with GWDR	- / IP 68

Note

Ordering data

Type metric	Thread-size	L	L1	Top dia.	Qty.	Order No.
VP M12-MS65	M 12 x 1.5	7.4	5	14	100	**1777720000**
VP M16-MS65	M 16 x 1.5	8	6	20	100	**1777730000**
VP M20-MS65	M 20 x 1.5	9.4	6.5	22	100	**1777740000**
VP M25-MS65	M 25 x 1.5	10.8	7	28	100	**1777750000**
VP M32-MS65	M 32 x 1.5	11.6	8	35	50	**1777760000**
VP M40-MS65	M 40 x 1.5	12.3	8	45	50	**1777770000**
VP M50-MS65	M 50 x 1.5	15	9	55	25	**1777780000**
VP M63-MS65	M 63 x 1.5	18	10	68	10	**1777790000**
PG						
VP 7-MS65	PG 7	8	5	15	100	**0521600000**
VP 9-MS65	PG 9	8	4.5	18	100	**0294700000**
VP 11-MS65	PG 11	8	5	22	100	**0294800000**
VP 13,5-MS65	PG 13.5	9.5	6	24	100	**0294900000**
VP 16-MS65	PG 16	9	6	26	100	**0295000000**
VP 21-MS65	PG 21	11	6	32	100	**0295100000**
VP 29-MS65	PG 29	12	8	40	50	**0501100000**
VP 36-MS65	PG 36	15	9	50	25	**0501200000**
VP 42-MS65	PG 42	16	10	57	10	**0501300000**
VP 48-MS65	PG 48	16	10	64	5	**1719270000**

Further versions on request

Downloaded from Elcodis.com electronic components distributor

Cabtite – Cable entry system

Do you really need a plug-in connector on the outside of your switchgear cabinet?
Or do you simply just want to make the right connections?
Now you can save space, time and money with Cabtite.
Cabtite makes it possible for you to insert your pre-assembled connectors through the cabinet wall and, at the same time, achieves a minimum protection classification of IP54.
The manufacturer's guarantee remains valid because the cable does not have to be cut.
The individual elements of the system result in countless combination options because the same sealing grommets are utilised for the entry frames and the cable glands.
In particular, when used for measurement circuits, servo cables, computer cables or fieldbus systems, Cabtite is suitable for use in the following applications:

- Control engineering
- Switchgear cabinet manufacture
- Motor vehicle manufacture
- Systems engineering
- Mechanical engineering
- Electrical installation

Cabtite KEL SNAP frame

Separable cable gland Cabtite KVT

Cabtite sample set

Get a feel for the Cabtite system with our Cabtite sample set. It contains cable entry frames, snap frames, separable cable glands as well as diverse cable grommets.

Ordering data

Type	Qty	Order No.
Cabtite Sample Kit	1	1849780000

Downloaded from Elcodis.com electronic components distributor

HDC KT ...

Cable grommets, small

Cable grommets for ASI cables

HDC KT ...

Cable grommets, large



Blanking plugs



Adapter grommet

Technical data

Material, grey	Free from elastomers, halogens and silicone
Material, black	Elastomers with very high chemical resistance
Temperature range	–20 °C ... 80 °C
UL94 flammability rating	V0

Technical data

Material, grey	Free from elastomers, halogens and silicone
Material, black	Elastomers with very high chemical resistance
Temperature range	–20°C ... 80 °C
UL94 flammability rating	V0

H

Ordering data

Type	Clamping range [mm]	Qty	Order No. grey	Order No. black
HDC KT 3	3–4	10	**1826460000**	**1827790000**
HDC KT 4	4–5	10	**1826470000**	**1827800000**
HDC KT 5	5–6	10	**1826480000**	**1827810000**
HDC KT 6	6–7	10	**1826490000**	**1827830000**
HDC KT 7	7–8	10	**1826500000**	**1827840000**
HDC KT 8	8–9	10	**1826510000**	**1827850000**
HDC KT 9	9–10	10	**1826520000**	**1827860000**
HDC KT 10	10–11	10	**1826530000**	**1827870000**
HDC KT 11	11–12	10	**1826540000**	**1827880000**
HDC KT 12	12–13	10	**1826550000**	**1827890000**
HDC KT 13	13–14	10	**1826560000**	**1827900000**
HDC KT 14	14–15	10	**1826570000**	**1827910000**
HDC KT 15	15–16	10	**1826580000**	**1827920000**
HDC KTS 16	16–17	10	**1826590000**	**1827930000**
HDC KTS 17	17–18	10	**1826600000**	**1827940000**
for ASI cables				
HDC KT-ASI		10	**1826610000**	**1828120000**
2 or 4 openings				
HDC KT 2/4	2 x 4	10	**1826620000**	**1828130000**
HDC KT 2/5	2 x 5	10	**1826630000**	**1828140000**
HDC KT 2/6	2 x 6	10	**1826640000**	**1828150000**
HDC KT 4/5	4 x 5	10	**1826650000**	**1828160000**
Blanking plugs, small				
HDC BTK		10	**1828170000**	**1828200000**

Ordering data

Type	Clamping range [mm]	Qty	Order No. grey	Order No. black
HDC KT 16	16–17	10	**1825950000**	**1827950000**
HDC KT 17	17–18	10	**1826300000**	**1827960000**
HDC KT 18	18–19	10	**1826310000**	**1827970000**
HDC KT 19	19–20	10	**1826320000**	**1827980000**
HDC KT 20	20–21	10	**1826330000**	**1827990000**
HDC KT 21	21–22	10	**1826340000**	**1828000000**
HDC KT 22	22–23	10	**1826350000**	**1828010000**
HDC KT 23	23–24	10	**1826360000**	**1828020000**
HDC KT 24	24–25	10	**1826370000**	**1828030000**
HDC KT 25	25–26	10	**1826380000**	**1828040000**
HDC KT 26	26–27	10	**1826390000**	**1828050000**
HDC KT 27	27–28	10	**1826400000**	**1828060000**
HDC KT 28	28–29	10	**1826410000**	**1828070000**
HDC KT 29	29–30	10	**1826420000**	**1828080000**
HDC KT 30	31–32	10	**1826430000**	**1828090000**
HDC KT 32	32–33	10	**1826440000**	**1828100000**
HDC KT 34	33–34	10	**1826450000**	**1828110000**
Adapter grommet, large (for small cable grommets)				
HDC ATG		10	**1828190000**	**1828220000**
Blanking plugs, large				
HDC BTG		10	**1828180000**	**1828210000**

Downloaded from Elcodis.com electronic components distributor

Cabtite KEL

Cabtite KEL

The rectangular panel cutout frames fit exactly into the standard cutout for heavy-duty connectors.
This makes it possible to accommodate up to 40 connectors in a very confined space.

- Feeds through prefabricated wiring in confined spaces.
- Two-piece, two-tier system
- Fast and easy mounting
- Standard panel cutout frames for 16- and 24-pole industrial plug-in connectors
- The predefined gap achieves a minimum class of protection of IP54
- Large numbers of cables in very confined spaces
- Retrofitting of prefabricated wiring also possible
- The manufacturer's guarantee covering the prefabricated cables remains valid
- Integral strain relief to VDE 0619
- Locknuts ensure that working "overhead" is safe and simple

Cabtite KEL SNAP frame

Snap frame for mounting the cable entry frame in the switchgear cabinet.

- The KEL can be fitted quickly without tools
- The KEL need not be fitted or removed to add or remove individual cables
- The drilling pattern is identical with that of the KEL
- Seals are already integrated on both sides
- Switchgear cabinets can be fitted with KEL SNAP in advance
- KEL SNAP is available for KEL 16 and KEL 24



Operating mode

1. The grommet is fitted around the cable.
   Important:
   Choose a grommet with an appropriate clamping range for the diameter of the cable!

2. Press the grommet with the cable into the open cable entry frame.
   Important:
   The flat side of the grommet must face upwards!



3. Assemble the two halves of the cable entry frame using the M5x50 Allen screws supplied. This achieves integral strain relief in accordance with VDE 0619 (VDE = German Association for Electrical, Electronic and Information Technologies).

4. Finally, the rubber seal is glued around the cabinet panel cutout and the cable entry frame is secured with 4 screws. The cable entry is now complete, and has a protection class of IP54!

Advantage: The panel cutout frames are the same as those used for heavy-duty connectors. They are supplied by the switchgear cabinet manufacturers. You do not require a new punching die!

Downloaded from Elcodis.com electronic components distributor

HDC KEL 16

Size equivalent to 16-pole HE inserts

KEL 16/8 with 8 small grommets

KEL 16/4 closed half-shell and 4 small grommets

Snap frame
KEL 16 SNAP

Technical data

Material	Polyamide, free from halogenes and silicone
Colour	black
Temperature range	–20°C ... 80°C
Class of protection	IP54, when the correct cable grommet is selected
UL94 flammability rating	V0

Ordering data

Type	Number of grommet positions small	large	Qty	Order No.
HDC KEL 16/2	–	2	10	**1825860000**
HDC KEL 16/4	4	– *)	10	**1825900000**
HDC KEL 16/5	4	1	10	**1849770000**
HDC KEL 16/8	8	–	10	**1825910000**
Snap frame				
HDC KEL 16 SNAP			10	**1827770000**

*) with closed half shell

Dimensions

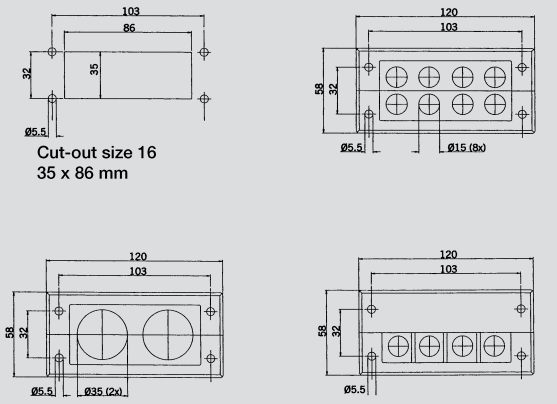

HDC KEL 24

Size equivalent to 24-pole HE inserts

KEL 24/10 with 10 small grommets

KEL 24/7 with 1 large and 6 small grommets

Snap frame
KEL 24 SNAP

Technical data

Material	Polyamide, free from halogenes and silicone
Colour	black
Temperature range	–20°C ... 80 °C
Class of protection	IP54, when the correct cable grommet is selected
UL94 flammability rating	V0

Ordering data

Typ	Number of grommet positions small	large	Qty	Order No.
HDC KEL 24/4	2	2	10	**1825930000**
HDC KEL 24/5	5	– *)	10	**1825940000**
HDC KEL 24/7	6	1	10	**1849760000**
HDC KEL 24/10	10	–	10	**1827760000**
Snap frame				
HDC KEL 24 SNAP			10	**1827780000**

*) with closed half shell

Dimensions

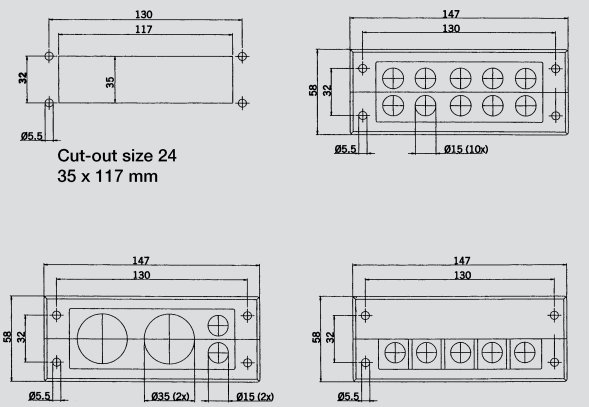

H

Downloaded from Elcodis.com electronic components distributor

Cable clamping rail Cabtite KEL-EMV

Feeds through prefabricated cables without interrupting the shielding

Advantages:

- Direct, simple and quick contact with the enclosure
- Two-tier version saves space with up to 10 cables
- Strain relief without cable ties in accordance with VDE 0619
- No EMC cable glands necessary for mains-generated interference sources
- Low-impedance shielding contact
- Seals using outer sheath and not the shield = higher class of protection!
- Trouble-free retrofitting

Technical data

Material	Stainless steel

Ordering data

Type	for	Qty	Order No.
HDC KEL EMV 16/4	KEL 16	10	**1825750000**
HDC KEL EMV 24/5	KEL 24	10	**1825760000**
HDC KEL EMV x/3	KEL 16 and KEL 24 transverse	10	**1825770000**

Downloaded from Elcodis.com electronic components distributor

Cabtite KVT

KVTs are used to feed through prefabricated cables when space is tight or only a few cables are required. As is the case with its big brother, the KEL, this product is also a two-piece system for easy assembly using the same cable grommets. The preassembled KVT 32 can be used for hole diameters up to 35 mm, the KVT 63 for hole diameters up to 65 mm. A sealing ring is also included.

- This two-piece system means that the size of the plug-in connector to be fed through is limited only by the size of the hole diameter.
- Two-piece two-tier system
- Fast and easy mounting
- The predefined gap achieves a minimum class of protection of IP54
- Large numbers of cables in very confined spaces
- Retrofitting of prefabricated wiring also possible
- The manufacturer's guarantee covering the prefabricated cables remains valid
- Integral strain relief to VDE 0619

KVT 32

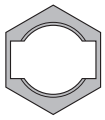

Locknut for D-Sub 9
KGM-SUB-D9

KVT 63-1

Technical data

Material	Polyamide, free from halogens and silicone
Class of protection	IP54, when the correct cable grommet is selected
Temperature range	–5°C ... 70°C
UL94 flammability rating	V0

Ordering data

Type	Thread	For grommet small	For grommet large	Qty	Order No. white	Order No. black
HDC KVT 25	M 25 x 1.5	1	-	10	**1826660000**	**1828260000**
HDC KVT 32	M 32 x 1.5	1	-	10	**1826670000**	**1828270000**
HDC KVT 63-4	M 63 x 1.5	4	-	5	**1828230000**	**1828280000**
HDC KVT 63-1	M 63 x 1.5	-	1	5	**1828240000**	**1828290000**
Note: HDC KVT 63-x types are supplied with a locknut.						
Locknut for D-Sub 9						
KGM-SUB-D9	M 32 x 1.5			10	**1828250000**	**1828300000**

Operating mode

1. The grommet is fitted around the cable.
   Important:
   Choose an appropriately sized grommet for the diameter of the cable!

2. Press the grommet with the cable into the open cable gland. The flat sides of the grommet must face upwards when fitting the KVT 63/4!



3. Squeeze the two halves of the cable gland together until they lock together with an audible "click".



4. Place the seal, which is also supplied, over the thread. Then fit the cable gland into the hole and, if necessary, secure it with a locknut.



H

Downloaded from Elcodis.com electronic components distributor

Downloaded from Elcodis.com electronic components distributor

Weidmüller Service

Weidmüller Service	Bespoke services: best advice, best solutions	V.2
	Overview of services	V.3
	Digital support: RailDesigner®, M-Print® PRO, Online catalogue	V.5

Downloaded from Elcodis.com electronic components distributor

Best advice, best solutions

Services tailored to customers' needs

Service – at Weidmüller that means diversity. And it also means that you can take advantage of our comprehensive resources:

- Production of terminal rails and enclosures fitted with our modular terminals and other modules, and prewired
- Fitting of cable glands and the marking of terminals, conductors and enclosures according to your specification
- Competence in the processing of enclosure materials such as aluminium, plastics, sheet steel and stainless steel
- Flexibility in the product selection: besides Weidmüller products we can also integrate yours and even those of other manufacturers

This range of services enables Weidmüller to act as an external service provider to increase your capacities. And demanding standards guarantee a high level of quality every time.

The best advice for the best solutions

The start of a good partnership is always characterised by an intensive exchange of information to define the respective positions. Our contribution focuses on detailed advice with respect to:

- Optimum choice of products
- Practical pre-assembly
- Integration into your systems
- Consideration of requirements such as certification, classes of protection or hazard protection as required by your industry

That avoids mistakes right from the start – totally in keeping with the effective handling of the project, totally in keeping with perfect results. Our experience helps you create the foundation for good business and satisfied customers.

Downloaded from Elcodis.com electronic components distributor

Overview of services

Production of terminal rails

Terminal rails are manufactured from steel, stainless steel, aluminium or copper to suit the diverse applications. And we can produce terminal rails with elongated or round holes, or in other forms to suit your requirements exactly. Terminal rails are fitted with modular terminals or electronic products, prewired and marked according to your specification.

The benefits for you

- No need to procure individual components
- No need to mount individual components
- No unnecessary stocks
- Just one order number for your pre-assembled terminal rail
- Constant high quality

Production of enclosures

High-tech brings benefits. Our state-of-the-art production methods open up new options for you:

- Inclusion of holes and threads in the enclosure
- Enclosure cover with hinges and other accessories if required
- More complex machining such as milling of contours or reaming of holes
- Special paint finishes: To protect against the effects of the weather, your enclosures can be painted individually. Simply specify the colour and printing you require. Special paint finishes and powder coating are also possible.

Enclosures are adapted to suit the intended application exactly. You get a tailored, individual product and the quality is guaranteed by our adherence to demanding standards.

The benefits for you

- Enclosures in various sizes and materials
- Inclusion of optional accessories such as hinges and locks
- Complex machining processes and special packaging

Cable ducts and individual accessories

In some electrical installations cable ducts can be used to improve clarity and operating safety. If required, we can integrate such cable ducts for individual switchgear such as contactors, automatic devices or control equipment. That guarantees better clarity.

The benefits for you

- Large range of different cable entries
- Enhanced flexibility thanks to the ordering of products ready to connect
- Space-, time- and cost-saving installation thanks to the Cabtite cable entry system

Downloaded from Elcodis.com electronic components distributor

Overview of services



Heavy-duty connectors

To help ensure that your switchgear cabinets and installations are put into operation without delay, Weidmüller can supply prefabricated components such as heavy-duty connectors. These are assembled and prewired according to your specification and are supplied ready to connect. If required, we can also supply the finished enclosure with the heavy-duty connectors already integrated. The ConCept heavy-duty connector system from Weidmüller renders possible a whole series of applications. This modular system enables the flexible combination with different modules, crimping and cabling – all-inclusive if required.

The benefits for you

- Special requirements with respect to font, number of characters, material and printing durability for your markers
- Prewiring of connectors saves you valuable installation time
- Modular connector system can be ordered pre-crimped



Marking

Whether multi-line labelling, white or coloured terminal markers or group designations, the Weidmüller range can cater for every marking task – fast, clear and according to European standards. However, we can also supply you with preprinted markers to match your specification. Simply tell us the type of marker you require, the colour, the printing sequence and the text, and we'll look after the rest. If required, we can also install the finished markers during assembly.

Equipment labelling

Device markers are essential for marking your electrical installations. Therefore, Weidmüller can supply rating plates designed specially for your application. A wide range of different shapes, colours, materials and fixings – riveted, screwed or bonded with adhesive – are available from which to choose. And a whole range of different fonts mean that we can handle every request.

Integration of special accessories

In some cases it is necessary to integrate special accessories. This is no problem for Weidmüller because we can integrate buttons, switches, warning lamps, plugs or couplings – all properly planned, fitted, connected and tested. And that includes the products of other manufacturers as well as our own. We shall also be happy to advise you on standard accessories such as hinges.

The benefits for you

- Rating plates in various materials
- Individual printing or laser engraving
- Equipment and accessories to your specification

Downloaded from Elcodis.com electronic components distributor

Digital support

RailDesigner®

RailDesigner® is a Weidmüller program for planning, assembling and ordering both terminal rails and enclosures. And it's so easy to use:

- Fast acquisition of all necessary data
- Realistic-looking graphic user interface and ideal conditions for simple assembly of your terminal rails and enclosures with all the necessary components
- Simply clip on all the products you need and add accessories such as markers or cross-connectors
- To configure an individual enclosure, simply choose an enclosure type from a standard range and then add holes and other accessories to suit your requirements

These parameters form the foundation for a perfect software assistant. You can view the enclosure on the screen complete with all the configured products, and print out a hardcopy, or simply send the file to Weidmüller via e-mail in the form of an order. RailDesigner® provides you with optimum planning security and clarity during the design phase. And hence simplifies the ordering process enormously.

M-Print® PRO label designer

The comprehensive range of Weidmüller services includes the M-Print® PRO software.
This is a professional-standard, Windows®-based program for printing and ordering labels and markers that is coordinated with our current printing systems and marking materials.

M-Print® PRO enables you to design your labelling materials professionally and quickly. Texts, borders, lines, graphics, barcodes, serial numbers and photographs are all possible. The interface to RailDesigner® or your CAE system enables the transfer of all your configured data.

Online catalogue

If you have questions about the specifications and details of our products, perhaps even outside normal business hours, then our online catalogue at **http://catalog.weidmueller.com** – open 24 hours a day, 365 days a year – is the perfect source of information. Besides product features and part numbers, it contains extensive additional information on all product groups. And for further information, offers and your personal contact, simply consult the Weidmüller website at **www.weidmueller.com**.

Downloaded from Elcodis.com electronic components distributor

Downloaded from Elcodis.com electronic components distributor

Index

Index	Index Type / Index Order No.	X.2
	Worldwide activities	X.14

Downloaded from Elcodis.com electronic components distributor

Type	Order No.	EAN No.	Page

A

ABD-1-Stahlblech	9457300000	4032248173853	G.13
ABD-2-GR	1664330000	4008190421021	G.13
ABD-3-GR	1664350000	4008190421045	G.13
ABD-5-GR	1664370000	4008190421069	G.13
ABD-6-GR	1664390000	4008190421083	G.13
ABD-8-GR	1664970000	4008190421670	G.13
ABD-8-OR	1664960000	4008190421663	G.13
ABST.BOLZ.M3X27+KLSC-KI	1766130000	4008190081140	C.32
ADP-8/3-GR	1664990000	4008190421694	G.13
ADP-8/3-OR	1664980000	4008190421687	G.13
ADP-8/4-GR	1665010000	4008190421717	G.13
ADP-8/4-OR	1665000000	4008190421700	G.13
ADP-8/6-GR	1665030000	4008190421731	G.13
ADP-8/6-OR	1665020000	4008190421724	G.13
ADS/10-1/25	1666220000	4008190423261	G.13
ADS/10-2/25	1666230000	4008190423278	G.13
ADS/16-1/25	1666320000	4008190423377	G.13
ADS/16-1/37	1666340000	4008190423391	G.13
ADS/16-1/50	1666460000	4008190423575	G.13
ADS/16-2/25	1666330000	4008190423384	G.13
ADS/16-2/37	1666350000	4008190423407	G.13
ADS/6-1/15	1666200000	4008190423247	G.13
ADS/6-1/9	1665940000	4008190422974	G.13
ADS/6-2/15	1666210000	4008190423254	G.13
ADS/6-2/9	1665950000	4008190422981	G.13
AM LWL/POF	9020360000	4032248300556	G.11
AM LWL/POF	9020360000	4032248300556	G.7

C

Cabtite ATG	1828190000	4032248333707	H.15
Cabtite ATG black	1828220000	4032248333738	H.15
Cabtite BTG	1828180000	4032248333691	H.15
Cabtite BTK	1828170000	4032248333684	H.15
Cabtite KEL 16/2	1825860000	4032248328581	H.17
Cabtite KEL 16/4	1825900000	4032248328611	H.17
Cabtite KEL 16/4 EMC	1825750000	4032248328444	H.18
Cabtite KEL 16/5	1849770000	4032248378388	H.17
Cabtite KEL 16/8	1825910000	4032248328628	H.17
Cabtite KEL 24/10	1827760000	4032248333080	H.17
Cabtite KEL 24/4	1825930000	4032248328642	H.17
Cabtite KEL 24/5	1825940000	4032248328659	H.17
Cabtite KEL 24/5 EMC	1825760000	4032248328451	H.18
Cabtite KEL 24/7	1849760000	4032248378371	H.17
Cabtite KEL SNAP 16	1827770000	4032248333097	H.17
Cabtite KEL SNAP 24	1827780000	4032248333103	H.17
Cabtite KEL x/3 EMC	1825770000	4032248328468	H.18
Cabtite KT 10	1826530000	4032248329359	H.15
Cabtite KT 10 b	1827870000	4032248333189	H.15
Cabtite KT 11	1826540000	4032248329366	H.15
Cabtite KT 11 b	1827880000	4032248333196	H.15
Cabtite KT 12	1826550000	4032248329373	H.15
Cabtite KT 12 b	1827890000	4032248333202	H.15
Cabtite KT 13	1826560000	4032248329380	H.15
Cabtite KT 13 b	1827900000	4032248333417	H.15
Cabtite KT 14	1826570000	4032248329397	H.15
Cabtite KT 14 b	1827910000	4032248333424	H.15
Cabtite KT 15	1826580000	4032248329403	H.15
Cabtite KT 15 b	1827920000	4032248333431	H.15
Cabtite KT 16	1825950000	4032248328666	H.15
Cabtite KT 16 b	1827950000	4032248333462	H.15
Cabtite KT 17	1826300000	4032248329120	H.15
Cabtite KT 17 b	1827960000	4032248333479	H.15
Cabtite KT 18	1826310000	4032248329137	H.15
Cabtite KT 18 b	1827970000	4032248333486	H.15
Cabtite KT 19	1826320000	4032248329144	H.15
Cabtite KT 19 b	1827980000	4032248333493	H.15
Cabtite KT 2/4	1826620000	4032248329441	H.15
Cabtite KT 2/4 b	1828130000	4032248333646	H.15
Cabtite KT 2/5	1826630000	4032248329458	H.15
Cabtite KT 2/5 b	1828140000	4032248333653	H.15
Cabtite KT 2/6	1826640000	4032248329465	H.15
Cabtite KT 2/6 b	1828150000	4032248333660	H.15
Cabtite KT 20	1826330000	4032248329151	H.15
Cabtite KT 20 b	1827990000	4032248333509	H.15
Cabtite KT 21	1826340000	4032248329168	H.15
Cabtite KT 21 b	1828000000	4032248333516	H.15
Cabtite KT 22	1826350000	4032248329175	H.15
Cabtite KT 22 b	1828010000	4032248333523	H.15
Cabtite KT 23	1826360000	4032248329182	H.15
Cabtite KT 23 b	1828020000	4032248333530	H.15
Cabtite KT 24	1826370000	4032248329199	H.15
Cabtite KT 24 b	1828030000	4032248333547	H.15
Cabtite KT 25	1826380000	4032248329205	H.15
Cabtite KT 25 b	1828040000	4032248333554	H.15
Cabtite KT 26	1826390000	4032248329212	H.15
Cabtite KT 26 b	1828050000	4032248333561	H.15
Cabtite KT 27	1826400000	4032248329229	H.15
Cabtite KT 27 b	1828060000	4032248333578	H.15
Cabtite KT 28	1826410000	4032248329236	H.15
Cabtite KT 28 b	1828070000	4032248333585	H.15
Cabtite KT 29	1826420000	4032248329243	H.15
Cabtite KT 29 b	1828080000	4032248333592	H.15
Cabtite KT 3	1826460000	4032248329281	H.15
Cabtite KT 3 b	1827790000	4032248333318	H.15
Cabtite KT 30	1826430000	4032248329250	H.15
Cabtite KT 30 b	1828090000	4032248333608	H.15
Cabtite KT 32	1826440000	4032248329267	H.15
Cabtite KT 32 b	1828100000	4032248333615	H.15
Cabtite KT 34	1826450000	4032248329274	H.15
Cabtite KT 34 b	1828110000	4032248333622	H.15
Cabtite KT 4	1826470000	4032248329298	H.15
Cabtite KT 4 b	1827800000	4032248333325	H.15
Cabtite KT 4/5	1826650000	4032248329472	H.15
Cabtite KT 4/5 b	1828160000	4032248333677	H.15
Cabtite KT 5	1826480000	4032248329304	H.15
Cabtite KT 5 b	1827810000	4032248333332	H.15
Cabtite KT 6	1826490000	4032248329311	H.15
Cabtite KT 6 b	1827830000	4032248333141	H.15
Cabtite KT 7	1826500000	4032248329328	H.15
Cabtite KT 7 b	1827840000	4032248333158	H.15
Cabtite KT 8	1826510000	4032248329335	H.15
Cabtite KT 8 b	1827850000	4032248333165	H.15
Cabtite KT 9	1826520000	4032248329342	H.15
Cabtite KT 9 b	1827860000	4032248333172	H.15
Cabtite KT ASI	1826610000	4032248329434	H.15
Cabtite KT ASI b	1828120000	4032248333639	H.15
Cabtite KT BTG b	1828210000	4032248333721	H.15
Cabtite KT BTK b	1828200000	4032248333714	H.15
Cabtite KTs 16	1826590000	4032248329410	H.15
Cabtite KTs 16 b	1827930000	4032248333448	H.15
Cabtite KTs 17	1826600000	4032248329427	H.15
Cabtite KTs 17 b	1827940000	4032248333455	H.15
Cabtite KVT 25	1826660000	4032248329489	H.19
Cabtite KVT 25 b	1828260000	4032248333776	H.19
Cabtite KVT 32	1826670000	4032248329496	H.19
Cabtite KVT 32 b	1828270000	4032248333783	H.19
Cabtite KVT 63/1	1828240000	4032248333752	H.19
Cabtite KVT 63/1 b	1828290000	4032248333806	H.19
Cabtite KVT 63/4	1828230000	4032248333745	H.19
Cabtite KVT 63/4 b	1828280000	4032248333790	H.19
Cabtite Sample Kit	1849780000	4032248378395	H.14
Cabtite SUBD9	1828250000	4032248333769	H.19
Cabtite SUBD9 b	1828300000	4032248333813	H.19
CTX CM 1.6/2.5	9018490000	4008190884598	G.10
CTX CM 1.6/2.5	9018490000	4008190884598	G.3
CTX CM 1.6/2.5	9018490000	4008190884598	G.4
CTX CM 1.6/2.5	9018490000	4008190884598	G.5
CTX CM 3.6	9018480000	4008190884581	G.10
CTX CM 3.6	9018480000	4008190884581	G.4
CZB 1	9012710000	4008190118761	G.10
CZB 1	9012710000	4008190118761	G.3

D

DSTV COBU5	1471500000	4008190178543	G.12
DSTV COST4	1471300000	4008190017354	G.12
DSTV HE BL10 S	1848570000	4032248371686	B.114
DSTV HE BL10 ZF	1837400000	4032248346561	B.114
DSTV HE BL16 S	1848580000	4032248371693	B.116
DSTV HE BL16 ZF	1837410000	4032248346578	B.116
DSTV HE BL24 S	1848590000	4032248371709	B.118
DSTV HE BL24 ZF	1837420000	4032248346585	B.118
DSTV HE BL6 S	1848550000	4032248371679	B.112
DSTV HE BL6 ZF	1837390000	4032248346554	B.112
DSTV HE BR10 S	1848610000	4032248371921	B.114
DSTV HE BR10 ZF	1837440000	4032248346608	B.114
DSTV HE BR16 S	1848620000	4032248371938	B.116
DSTV HE BR16 ZF	1837450000	4032248346813	B.116
DSTV HE BR24 S	1848630000	4032248371945	B.118
DSTV HE BR24 ZF	1837460000	4032248346820	B.118
DSTV HE BR6 S	1848600000	4032248371914	B.112
DSTV HE BR6 ZF	1837430000	4032248346592	B.112
DSTV HE SL10 S	1848680000	4032248371969	B.114
DSTV HE SL10 ZF	1837480000	4032248346844	B.114
DSTV HE SL16 S	1848700000	4032248371976	B.116
DSTV HE SL16 ZF	1837490000	4032248346851	B.116
DSTV HE SL24 S	1848730000	4032248371983	B.118
DSTV HE SL24 ZF	1837500000	4032248346868	B.118
DSTV HE SL6 S	1848660000	4032248371952	B.112
DSTV HE SL6 ZF	1837470000	4032248346837	B.112
DSTV HE SR10 S	1848750000	4032248372003	B.114
DSTV HE SR10 ZF	1837520000	4032248346882	B.114
DSTV HE SR16 S	1848760000	4032248372010	B.116
DSTV HE SR16 ZF	1837530000	4032248346899	B.116
DSTV HE SR24 S	1848770000	4032248372027	B.118
DSTV HE SR24 ZF	1837540000	4032248346905	B.118
DSTV HE SR6 S	1848740000	4032248371990	B.112
DSTV HE SR6 ZF	1837510000	4032248346875	B.112
DSTV TS 10-24 VH	1595240000	4008190057596	G.14
DSTV TS 6-24	1595220000	4008190013226	G.14
DSTV-HD-BL 16 SN	1566730000	4008190076030	B.122
DSTV-HD-BL 24 AU	1566420000	4008190059132	B.124
DSTV-HD-BL 24 SN	1566740000	4008190143213	B.124
DSTV-HD-BL 40 AU	1566430000	4008190186128	B.126
DSTV-HD-BL 40 SN	1566750000	4008190171810	B.126
DSTV-HD-BL 64 AU	1566440000	4008190050726	B.128
DSTV-HD-BL 64 SN	1566760000	4008190128906	B.128
DSTV-HD-BR 16 AU	1566330000	4008190066093	B.122
DSTV-HD-BR 16 SN	1566650000	4008190047528	B.122
DSTV-HD-BR 24 SN	1566660000	4008190178451	B.124
DSTV-HD-BR 40 AU	1566350000	4008190071103	B.126
DSTV-HD-BR 40 SN	1566670000	4008190046859	B.126
DSTV-HD-BR 64 AU	1566360000	4008190119898	B.128
DSTV-HD-BR 64 SN	1566680000	4008190186845	B.128
DSTV-HD-SL 16 AU	1566450000	4008190187187	B.122
DSTV-HD-SL 40 AU	1566470000	4008190088385	B.126
DSTV-HD-SL 40 SN	1566790000	4008190097653	B.126
DSTV-HD-SL 64 AU	1566480000	4008190041878	B.128
DSTV-HD-SL 64 SN	1566800000	4008190103286	B.128
DSTV-HD-SR 16 AU	1566370000	4008190130404	B.122
DSTV-HD-SR 24 SN	1566700000	4008190130596	B.124
DSTV-HD-SR 40 AU	1566390000	4008190089009	B.126
DSTV-HD-SR 40 SN	1566710000	4008190069995	B.126
DSTV-HD-SR 64 AU	1566400000	4008190002282	B.128
DSTV-HD-SR 64 SN	1566720000	4008190092108	B.128
DW RSV 1.6	9004530000	4008190041991	G.11

G

GWDR M12-NP	1913320000	4032248543663	H.12
GWDR M12-PO	1777920000	4032248158188	H.12
GWDR M16-NP	1736230000	4008190956028	H.12
GWDR M16-PO	1777930000	4032248158195	H.12
GWDR M20-NP	1736240000	4008190956035	H.12
GWDR M20-PO	1777940000	4032248158201	H.12
GWDR M25-NP	1736250000	4008190956042	H.12
GWDR M25-PO	1777950000	4032248158218	H.12
GWDR M32-NP	1736260000	4008190956059	H.12
GWDR M32-PO	1777960000	4032248158225	H.12
GWDR M40-NP	1736270000	4008190956066	H.12
GWDR M40-PO	1777970000	4032248158232	H.12
GWDR M50-NP	1736280000	4008190956073	H.12
GWDR M50-PO	1777980000	4032248158249	H.12
GWDR M63-NP	1736290000	4008190956080	H.12
GWDR M63-PO	1777990000	4032248158256	H.12
GWDR PG11-NP	1719560000	4008190352820	H.12
GWDR PG11-PO	1719460000	4008190352714	H.12
GWDR PG13,5-NP	1719570000	4008190352837	H.12
GWDR PG13,5-PO	1719470000	4008190352721	H.12
GWDR PG16-NP	1719580000	4008190352844	H.12
GWDR PG16-PO	1719480000	4008190352745	H.12
GWDR PG21-NP	1719590000	4008190352851	H.12
GWDR PG21-PO	1719490000	4008190352752	H.12
GWDR PG29-NP	1719600000	4008190352868	H.12
GWDR PG29-PO	1719500000	4008190352769	H.12
GWDR PG36-NP	1719610000	4008190352875	H.12
GWDR PG36-PO	1719510000	4008190352776	H.12
GWDR PG42-NP	1719620000	4008190352882	H.12
GWDR PG42-PO	1719520000	4008190352783	H.12
GWDR PG48-NP	1719630000	4008190352899	H.12
GWDR PG48-PO	1719530000	4008190352790	H.12
GWDR PG7-NP	1719540000	4008190352806	H.12
GWDR PG7-PO	1719440000	4008190352691	H.12
GWDR PG9-NP	1719550000	4008190352813	H.12
GWDR PG9-PO	1719450000	4008190352707	H.12

H

HDC 04A ALU	1497600000	4008190136406	D.7
HDC 04A ALU EXI	1899870000	4032248592838	D.7
HDC 04A AWLU EXI	1899890000	4032248592845	D.7
HDC 04A DMDL 2BO	1665750000	4008190422776	D.7
HDC 04A DODL 2BO	1665740000	4008190422769	D.7
HDC 04A ELU 1M20G	1900320000	4032248592883	D.7
HDC 04A ELU 1PG13G	1900330000	4032248592890	D.7
HDC 04A ELU 1PG13G EXI	1900350000	4032248592906	D.7
HDC 04A KOLU 1M20G	1788840000	4032248206384	D.7
HDC 04A KOLU 1PG11G	1652500000	4008190402570	D.7
HDC 04A KOLU 1PG11G EXI	1899920000	4032248592852	D.7
HDC 04A SLU 1M20G	1788830000	4032248206377	D.7
HDC 04A SLU 1PG11G	1652490000	4008190402563	D.7
HDC 04A SLU 1PG11G EXI	1899800000	4032248592821	D.7
HDC 04A TOLU 1M20G	1788820000	4032248206360	D.6
HDC 04A TOLU 1PG11G	1652470000	4008190402549	D.6
HDC 04A TOLU 1PG11G EXI	1900280000	4032248592869	D.6
HDC 04A TWLU 1M20G	1788810000	4032248206353	D.6
HDC 04A TWLU 1PG11G	1652480000	4008190402556	D.6
HDC 04A TWLU 1PG11G EXI	1900310000	4032248592876	D.6
HDC 06B ADLU	1202500000	4008190889920	D.11
HDC 06B ALU	1202100000	4008190149369	D.11
HDC 06B DMDL 1LB	1665210000	4008190421915	D.10
HDC 06B DODL 2BO	1665200000	4008190421908	D.11
HDC 06B KLU 1PG16G	1653200000	4008190403270	D.11
HDC 06B SDLU 1M20G	1900360000	4032248585922	D.11
HDC 06B SDLU 1M25G	1900380000	4032248592913	D.11
HDC 06B SDLU 1PG16G	1652980000	4008190403058	D.11
HDC 06B SDLU 2M20G	1788170000	4032248205608	D.11
HDC 06B SDLU 2M25G	1788160000	4032248205592	D.11
HDC 06B SDLU 2PG16G	1652990000	4008190403065	D.11
HDC 06B SLU 1M20G	1900460000	4032248585939	D.11
HDC 06B SLU 1M25G	1900480000	4032248585946	D.11
HDC 06B SLU 1PG16G	1652750000	4008190402822	D.11
HDC 06B SLU 2M20G	1788140000	4032248205585	D.11
HDC 06B SLU 2M25G	1788130000	4032248205578	D.11
HDC 06B SLU 2PG16G	1652760000	4008190402839	D.11
HDC 06B TOLU 1M20G	1788120000	4032248205561	D.10
HDC 06B TOLU 1M25G	1788110000	4032248205554	D.10
HDC 06B TOLU 1PG13G	1670500000	4008190431587	D.10
HDC 06B TOLU 1PG16G	1652640000	4008190402716	D.10
HDC 06B TSLU 1M20G	1788100000	4032248205547	D.10
HDC 06B TSLU 1M20G	1805930000	4032248273850	D.10
HDC 06B TSLU 1M25G	1788090000	4032248205530	D.10
HDC 06B TSLU 1PG13G	1670530000	4008190431617	D.10
HDC 06B TSLU 1PG16G	1652520000	4008190402594	D.10

Downloaded from Elcodis.com electronic components distributor

Type	Order No.	EAN No.	Page
HDC 07A ALU	1652410000	4008190402488	D.5
HDC 07A AWLU	1652420000	4008190402471	D.5
HDC 07A DMDL 2BO	1665770000	4008190422790	D.5
HDC 07A DODL 2BO	1665760000	4008190422783	D.5
HDC 07A ELU 1PG13G	1900990000	4032248592920	D.5
HDC 07A KOLU 1M20G	1788540000	4032248206070	D.5
HDC 07A KOLU 1PG11G	1652460000	4008190402532	D.5
HDC 07A SLU 1M20G	1788530000	4032248206063	D.5
HDC 07A SLU 1PG11S	1652440000	4008190402518	D.5
HDC 07A TOLU 1M20G	1788520000	4032248206056	D.4
HDC 07A TOLU 1PG11G	1652380000	4008190402457	D.4
HDC 07A TWLU 1M20G	1788510000	4032248206049	D.4
HDC 07A TWLU 1PG11G	1652400000	4008190402495	D.4
HDC 10A ADLU	1664060000	4008190420758	D.9
HDC 10A ALU	1664040000	4008190420734	D.9
HDC 10A DMDL 2BO	1665880000	4008190422912	D.9
HDC 10A DODL 1LB	1665890000	4008190422929	D.8
HDC 10A KLU 1/PG16G	1664560000	4008190421250	D.9
HDC 10A KLU 1M25G	1788670000	4032248206216	D.9
HDC 10A SDLU 1M20G	1901010000	4032248586158	D.9
HDC 10A SDLU 1M25G	1901040000	4032248586165	D.9
HDC 10A SDLU 1PG16G	1664410000	4008190421106	D.9
HDC 10A SDLU 2M20G	1788660000	4032248206209	D.9
HDC 10A SDLU 2M25G	1788650000	4032248206193	D.9
HDC 10A SDLU 2PG16G	1664420000	4008190421113	D.9
HDC 10A SLU 1M20G	1901100000	4032248586172	D.9
HDC 10A SLU 1M25G	1901160000	4032248586189	D.9
HDC 10A SLU 1PG16G	1664170000	4008190420864	D.9
HDC 10A SLU 1PG21G	1664210000	4008190420901	D.9
HDC 10A SLU 2M20G	1788640000	4032248206186	D.9
HDC 10A SLU 2M25G	1788630000	4032248206179	D.9
HDC 10A SLU 2PG16G	1664190000	4008190420888	D.9
HDC 10A TOLU 1M20G	1788620000	4032248206162	D.8
HDC 10A TOLU 1M25G	1788610000	4032248206155	D.8
HDC 10A TOLU 1PG16G	1663930000	4008190420628	D.8
HDC 10A TSLU 1PG16G	1663810000	4008190420505	D.8
HDC 10B ABU	1205000000	4008190872960	D.13
HDC 10B ADBO	1205600000	4008190153649	D.16
HDC 10B ADLU	1206500000	4008190877484	D.15
HDC 10B ALU	1206100000	4008190881344	D.15
HDC 10B DMDQ 2QB	1665240000	4008190421946	D.12
HDC 10B DMDQ 4BO	1665250000	4008190421953	D.16
HDC 10B DODQ 4BO	1665230000	4008190421939	D.13
HDC 10B KBU 1M20G	1787720000	4032248205066	D.13
HDC 10B KBU 1PG16G	1654580000	4008190407407	D.13
HDC 10B KLU 1M20G	1787740000	4032248205080	D.15
HDC 10B KLU 1M25G	1787730000	4032248205073	D.15
HDC 10B KLU 1PG16G	1655890000	4008190408916	D.15
HDC 10B SBU 1M20G	1901360000	4032248588237	D.13
HDC 10B SBU 1M25G	1901370000	4032248588244	D.13
HDC 10B SBU 1PG16G	1654370000	4008190407193	D.13
HDC 10B SBU 2M20G	1787640000	4032248204984	D.13
HDC 10B SBU 2M25G	1787630000	4032248204977	D.13
HDC 10B SBU 2PG16G	1654380000	4008190407209	D.13
HDC 10B SDBO 1M20G	1901490000	4032248588251	D.16
HDC 10B SDBO 1M25G	1901510000	4032248588268	D.16
HDC 10B SDBO 2M20G	1787680000	4032248205028	D.16
HDC 10B SDBO 2M25G	1787670000	4032248205011	D.16
HDC 10B SDBO 2PG16G	1655000000	4008190408008	D.16
HDC 10B SDLU 1M20G	1901570000	4032248588275	D.15
HDC 10B SDLU 2M20G	1787700000	4032248205042	D.15
HDC 10B SDLU 2PG16G	1655680000	4008190408701	D.15
HDC 10B SLU 1M20G	1901620000	4032248587315	D.15
HDC 10B SLU 1M25G	1901640000	4032248587322	D.15
HDC 10B SLU 2M20G	1787660000	4032248205004	D.15
HDC 10B SLU 2M25G	1787650000	4032248204991	D.15
HDC 10B SLU 2PG16G	1655470000	4008190408480	D.15
HDC 10B TOBO 1M25G	1787610000	4032248204953	D.16
HDC 10B TOBO 1PG16G	1654860000	4008190407865	D.16
HDC 10B TOBU 1M20G	1787600000	4032248204946	D.12
HDC 10B TOBU 1M25G	1787590000	4032248204939	D.12
HDC 10B TOBU 1PG16G	1654220000	4008190407049	D.12
HDC 10B TOBU 1PG21G	1654240000	4008190407063	D.12
HDC 10B TOBU 1PG21G	1816420000	4032248307388	D.12
HDC 10B TOLU 1M25G	1787620000	4032248204960	D.14
HDC 10B TOLU 1PG16G	1655320000	4008190408329	D.14
HDC 10B TSBO 1M25G	1787570000	4032248204915	D.16
HDC 10B TSBO 1PG16G	1654750000	4008190407759	D.16
HDC 10B TSBU 1M20G	1787560000	4032248204908	D.12
HDC 10B TSBU 1M25G	1787550000	4032248204892	D.12
HDC 10B TSBU 1PG16G	1654070000	4008190406899	D.12
HDC 10B TSBU 1PG21G	1654090000	4008190406912	D.12
HDC 10B TSLU 1M25G	1787580000	4032248204922	D.14
HDC 10B TSLU 1PG16G	1655210000	4008190408213	D.14
HDC 15A KLU 1PG21G	1664630000	4008190421328	D.9
HDC 15A TOLU 1PG21G	1663990000	4008190420680	D.8
HDC 15A TSLU 1M20G	1788860000	4032248206407	D.8
HDC 15A TSLU 1M25G	1788850000	4032248206391	D.8
HDC 15A TSLU 1PG16G	1663850000	4008190420543	D.8
HDC 15A TSLU 1PG21G	1663870000	4008190420567	D.8
HDC 16A ADLU	1664940000	4008190421649	D.19
HDC 16A ALU	1664920000	4008190421625	D.19
HDC 16A DMDL 2BO	1665910000	4008190422943	D.19
HDC 16A DODL 1LB	1665900000	4008190422936	D.18
HDC 16A KLU 1M25G	1788800000	4032248206346	D.19
HDC 16A KLU 1PG16G	1665450000	4008190422158	D.19
HDC 16A SDLU 2M20G	1788790000	4032248206339	D.19
HDC 16A SDLU 2M25G	1788780000	4032248206322	D.19
HDC 16A SDLU 2PG16	1665300000	4008190422004	D.19
HDC 16A SLU 1PG21G	1665090000	4008190421793	D.19
HDC 16A SLU 2M20G	1788770000	4032248206315	D.19
HDC 16A SLU 2M25G	1788760000	4032248206308	D.19
HDC 16A SLU 2PG16G	1665070000	4008190421779	D.19
HDC 16A TOLU 1M25G	1788750000	4032248206292	D.18
HDC 16A TOLU 1PG16G	1664810000	4008190421519	D.18
HDC 16A TSLU 1M25G	1788740000	4032248206285	D.18
HDC 16A TSLU 1PG16G	1664690000	4008190421397	D.18
HDC 16B ABU	1208600000	4008190881351	D.21
HDC 16B ADBO	1209200000	4008190871130	D.25
HDC 16B ADLU	1210100000	4008190050924	D.23
HDC 16B ALU	1209700000	4008190000134	D.23
HDC 16B DMDQ 2QB	1665270000	4008190421977	D.20
HDC 16B DMDQ 4BO	1665620000	4008190422646	D.24
HDC 16B DODQ 4BO	1665260000	4008190421960	D.21
HDC 16B KBU 1PG21G	1657270000	4008190410322	D.21
HDC 16B KLU 1M25G	1788290000	4032248205820	D.23
HDC 16B SBU 1M25G	1899980000	4032248520718	D.21
HDC 16B SBU 1PG21G	1656720000	4008190409739	D.21
HDC 16B SBU 2M25G	1788240000	4032248205776	D.21
HDC 16B SBU 2PG21G	1656730000	4008190409746	D.21
HDC 16B SDBO 1M25G	1900080000	4032248520756	D.25
HDC 16B SDBO 2M25G	1788260000	4032248205790	D.25
HDC 16B SDBO 2PG21G	1657640000	4008190410698	D.25
HDC 16B SDLU 1PG21G	1658320000	4008190411374	D.23
HDC 16B SDLU 2M25G	1788270000	4032248205806	D.23
HDC 16B SDLU 2PG21G	1658330000	4008190411381	D.23
HDC 16B SLU 1M25G	1900170000	4032248520800	D.23
HDC 16B SLU 1PG21G	1658110000	4008190411169	D.23
HDC 16B SLU 2M25G	1788250000	4032248205783	D.23
HDC 16B SLU 2PG21G	1658120000	4008190411176	D.23
HDC 16B TOBO 1M25G	1788220000	4032248205752	D.24
HDC 16B TOBO 1PG21G	1657490000	4008190410544	D.24
HDC 16B TOBU 1M25G	1788210000	4032248205745	D.20
HDC 16B TOBU 1PG21G	1656590000	4008190409609	D.20
HDC 16B TOLU 1M25G	1788230000	4032248205769	D.22
HDC 16B TOLU 1M32G	1804630000	4032248267552	D.22
HDC 16B TOLU 1PG21G	1657960000	4008190411015	D.22
HDC 16B TSBO 1M25G	1788190000	4032248205721	D.24
HDC 16B TSBO 1PG21G	1657380000	4008190410438	D.24
HDC 16B TSBU 1M25G	1788180000	4032248205714	D.20
HDC 16B TSBU 1M40G	1809620000	4032248284979	D.20
HDC 16B TSBU 1PG21G	1656480000	4008190409494	D.20
HDC 16B TSLU 1M25G	1788200000	4032248205738	D.22
HDC 16B TSLU 1M32G	1804640000	4032248267569	D.22
HDC 16B TSLU 1PG21G	1657850000	4008190410902	D.22
HDC 16D KLU 1/21V	1653230000	4008190403300	D.11
HDC 16D SDLU 1M25G	1900820000	4032248521098	D.11
HDC 16D SDLU 2M25G	1787540000	4032248204885	D.11
HDC 16D SLU 1M25G	1900880000	4032248521111	D.11
HDC 16D SLU 1M32G	1900900000	4032248521128	D.11
HDC 16D SLU 2M25G	1787520000	4032248204861	D.11
HDC 16D SLU 2M32G	1787510000	4032248204854	D.11
HDC 16D SLU 2PG21G	1652840000	4008190402914	D.11
HDC 16D TOLU 1M25G	1787500000	4032248204847	D.10
HDC 16D TOLU 1M32G	1787490000	4032248204830	D.10
HDC 16D TOLU 1PG21G	1652680000	4008190402754	D.10
HDC 16D TOLU 1PG29G	1652700000	4008190402778	D.10
HDC 16D TSLU 1M25G	1787480000	4032248204823	D.10
HDC 16D TSLU 1M32G	1787470000	4032248204816	D.10
HDC 16D TSLU 1PG21G	1652560000	4008190402631	D.10
HDC 16D TSLU 1PG29G	1652580000	4008190402655	D.10
HDC 24B ABU	1212400000	4008190083939	D.31
HDC 24B ADBO	1213300000	4008190871147	D.34
HDC 24B ADLU	1214300000	4008190083090	D.33
HDC 24B ALU	1213900000	4008190176303	D.33
HDC 24B DMDQ 2QB	1665640000	4008190422660	D.30
HDC 24B DMDQ 4BO	1665650000	4008190422677	D.34
HDC 24B DODQ 4BO	1665630000	4008190422653	D.31
HDC 24B KBU 1M25G	1787920000	4032248205363	D.31
HDC 24B KBU 1PG21G	1661720000	4008190418274	D.31
HDC 24B KBU 1PG29G	1661730000	4008190418281	D.31
HDC 24B SBU 1M25G	1901150000	4032248521258	D.31
HDC 24B SBU 1PG21G	1661510000	4008190418069	D.31
HDC 24B SBU 2M25G	1787870000	4032248205318	D.31
HDC 24B SBU 2PG21G	1661520000	4008190418076	D.31
HDC 24B SDBO 2PG21G	1662180000	4008190418700	D.34
HDC 24B SDLU 1M25G	1901480000	4032248521364	D.33
HDC 24B SDLU 2M25G	1787900000	4032248205349	D.33
HDC 24B SDLU 2PG21G	1214500000	4008190153021	D.33
HDC 24B SLU 1M25G	1901560000	4032248521395	D.33
HDC 24B SLU 2M25G	1787880000	4032248205325	D.33
HDC 24B SLU 2PG21G	1662720000	4008190419240	D.33
HDC 24B TOBO 1M32G	1787830000	4032248205271	D.34
HDC 24B TOBO 1PG29G	1662020000	4008190418540	D.34
HDC 24B TOBU 1M25G	1787820000	4032248205264	D.30
HDC 24B TOBU 1M32G	1787810000	4032248205257	D.30
HDC 24B TOBU 1M40G	1902980000	4032248585274	D.30
HDC 24B TOBU 1PG21G	1661370000	4008190417925	D.30
HDC 24B TOBU 1PG29G	1661380000	4008190417932	D.30
HDC 24B TOLU 1M25G	1787860000	4032248205301	D.32
HDC 24B TOLU 1M32G	1787850000	4032248205295	D.32
HDC 24B TOLU 1PG21G	1662540000	4008190419066	D.32
HDC 24B TOLU 1PG29G	1662550000	4008190419073	D.32
HDC 24B TSBO 1M25G	1787780000	4032248205226	D.34
HDC 24B TSBO 1M32G	1787770000	4032248205219	D.34
HDC 24B TSBO 1PG21G	1661860000	4008190418397	D.34
HDC 24B TSBO 1PG29G	1661880000	4008190418410	D.34
HDC 24B TSBU 1M25G	1787760000	4032248205103	D.30
HDC 24B TSBU 1M32G	1787750000	4032248205097	D.30
HDC 24B TSBU 1M40G	1902480000	4032248592944	D.30
HDC 24B TSBU 1PG21G	1661230000	4008190417789	D.30
HDC 24B TSBU 1PG29G	1661240000	4008190417796	D.30
HDC 24B TSLU 1M25G	1787800000	4032248205240	D.32
HDC 24B TSLU 1M32G	1787790000	4032248205233	D.32
HDC 24B TSLU 1PG21G	1662390000	4008190418915	D.32
HDC 24B TSLU 1PG29G	1662410000	4008190418939	D.32
HDC 24D KLU 1M25G	1787460000	4032248204809	D.15
HDC 24D KLU 1M32G	1787450000	4032248204793	D.15
HDC 24D SBU 1M25G	1903210000	4032248592999	D.13
HDC 24D SBU 1M32G	1903220000	4032248588183	D.13
HDC 24D SBU 1PG29G	1654470000	4008190407292	D.13
HDC 24D SBU 2M25G	1787350000	4032248204694	D.13
HDC 24D SBU 2M32G	1787360000	4032248204700	D.13
HDC 24D SBU 2PG21G	1654450000	4008190407278	D.13
HDC 24D SDBO 1M25G	1903370000	4032248588190	D.16
HDC 24D SDBO 2M25G	1787400000	4032248204748	D.16
HDC 24D SDLU 1M25G	1903410000	4032248588206	D.15
HDC 24D SDLU 1M32G	1903510000	4032248588213	D.15
HDC 24D SDLU 2M25G	1787420000	4032248204762	D.15
HDC 24D SDLU 2M32G	1787410000	4032248204755	D.15
HDC 24D SLU 1M32G	1903560000	4032248588220	D.15
HDC 24D SLU 2M32G	1787370000	4032248204717	D.15
HDC 24D TOBO 1PG29G	1654920000	4008190407926	D.16
HDC 24D TOBU 1M25G	1787300000	4032248204649	D.12
HDC 24D TOBU 1M32G	1787290000	4032248204632	D.12
HDC 24D TOBU 1PG29G	1654320000	4008190407148	D.12
HDC 24D TOLU 1M25G	1787340000	4032248204687	D.14
HDC 24D TOLU 1M32G	1787330000	4032248204670	D.14
HDC 24D TOLU 1PG21G	1655360000	4008190408367	D.14
HDC 24D TOLU 1PG29G	1655380000	4008190408381	D.14
HDC 24D TSBO 1M25G	1787260000	4032248204601	D.16
HDC 24D TSBO 1M32G	1787250000	4032248204595	D.16
HDC 24D TSBO 1PG16G	1654810000	4008190407810	D.16
HDC 24D TSBO 1PG21G	1654790000	4008190407797	D.16
HDC 24D TSBU 1M25G	1787240000	4032248204588	D.12
HDC 24D TSBU 1M32G	1787230000	4032248204571	D.12
HDC 24D TSBU 1PG21G	1654150000	4008190406974	D.12
HDC 24D TSBU 1PG29G	1654170000	4008190406998	D.12
HDC 24D TSLU 1M25G	1787280000	4032248204625	D.14
HDC 24D TSLU 1M32G	1787270000	4032248204618	D.14
HDC 24D TSLU 1PG21G	1655250000	4008190408251	D.14
HDC 24D TSLU 1PG29G	1655270000	4008190408275	D.14
HDC 25A TOLU 1M20G	1788710000	4032248206254	D.18
HDC 25A TOLU 1M25G	1788700000	4032248206247	D.18
HDC 25A TOLU 1PG21G	1664870000	4008190421571	D.18
HDC 25A TSLU 1M20G	1788680000	4032248206223	D.18
HDC 25A TSLU 1M25G	1788690000	4032248206230	D.18
HDC 25A TSLU 1PG16G	1664730000	4008190421434	D.18
HDC 25A TSLU 1PG21G	1664750000	4008190421458	D.18
HDC 32A ABU	1665860000	4008190871253	D.27
HDC 32A DMDQ 2QB	1665930000	4008190422967	D.28
HDC 32A DODQ 4BO	1665920000	4008190422950	D.28
HDC 32A KBU 1M25G	1788080000	4032248205523	D.27
HDC 32A KBU 1M32G	1788070000	4032248205516	D.27
HDC 32A SBU 1M25G	1903870000	4032248586110	D.27
HDC 32A SBU 1PG29G	1666010000	4008190423049	D.27
HDC 32A SBU 2M25G	1788040000	4032248205486	D.27
HDC 32A SBU 2PG21G	1665980000	4008190423018	D.27
HDC 32A SDBO 1M25G	1903900000	4032248586127	D.28
HDC 32A SDBO 1M32G	1903910000	4032248586134	D.28
HDC 32A SDBO 1PG21G	1666550000	4008190423674	D.28
HDC 32A SDBO 1PG29G	1666590000	4008190423711	D.28
HDC 32A SDBO 2M25G	1788060000	4032248205509	D.28
HDC 32A SDBO 2M32G	1788050000	4032248205493	D.28
HDC 32A TOBO 1M32G	1788010000	4032248205455	D.28
HDC 32A TOBU 1M32G	1787990000	4032248205431	D.26
HDC 32A TOBU 1PG21G	1665790000	4008190422813	D.26
HDC 32A TOBU 1PG29G	1665810000	4008190422837	D.26
HDC 32A TSBO 1M25G	1787980000	4032248205424	D.28
HDC 32A TSBO 1M32G	1787970000	4032248205417	D.28
HDC 32A TSBO 1PG29G	1666270000	4008190423315	D.28
HDC 32A TSBU 1M25G	1787960000	4032248205400	D.26
HDC 32A TSBU 1M32G	1787950000	4032248205394	D.26
HDC 32A TSBU 1PG21G	1665670000	4008190422691	D.26
HDC 32A TSBU 1PG29G	1665690000	4008190422714	D.26
HDC 32B ABU	1217800000	4008190148393	D.39
HDC 32B ADBO	1218800000	4008190070557	D.42
HDC 32B ADLU	1219800000	4008190111090	D.41
HDC 32B ALU	1219500000	4008190011826	D.41
HDC 32B KBU 1M40G	1902730000	4032248585670	D.39
HDC 32B KBU 1PG29G	1902740000	4032248585687	D.39
HDC 32B KBU 1PG36G	1902750000	4032248585694	D.39
HDC 32B KLU 1M32G	1788500000	4032248206032	D.41
HDC 32B SBU 1M32G	1902600000	4032248585625	D.39
HDC 32B SBU 1PG36G	1902610000	4032248585632	D.39
HDC 32B SBU 2M32G	1788460000	4032248205998	D.39
HDC 32B SBU 2PG29G	1666920000	4008190424121	D.39
HDC 32B SBU 2PG36G	1902640000	4032248585649	D.39
HDC 32B SDLU 1M32G	1902650000	4032248585656	D.41
HDC 32B SDLU 2M32G	1788490000	4032248206025	D.41
HDC 32B SLU 1M32G	1902670000	4032248585663	D.41
HDC 32B SLU 2M32G	1788470000	4032248206001	D.41
HDC 32B TOBU 1M32G	1788430000	4032248205967	D.38
HDC 32B TOBU 1PG29G	1666870000	4008190424077	D.38
HDC 32B TOBU 1PG29V	1217300000	4008190169497	D.38
HDC 32B TOLU 1M32G	1788450000	4032248205981	D.40
HDC 32B TSBO 1M32G	1788410000	4032248205943	D.42
HDC 32B TSBU 1M32G	1788400000	4032248205936	D.38
HDC 32B TSBU 1PG29G	1666840000	4008190424046	D.38
HDC 32B TSLU 1M32G	1788420000	4032248205950	D.40

Downloaded from Elcodis.com electronic components distributor

Type	Order No.	EAN No.	Page
HDC 32B TSLU 1PG29G	1667120000	4008190424329	D.40
HDC 32B TSLU 1PG29V	1219300000	4008190164652	D.40
HDC 40D KBU 1M25G	1787200000	4032248204540	D.21
HDC 40D KBU 1M32G	1787190000	4032248204533	D.21
HDC 40D KBU 1PG21G	1657310000	4008190410360	D.21
HDC 40D KLU 1M25G	1787220000	4032248204564	D.23
HDC 40D SBU 1M25G	1902970000	4032248592951	D.21
HDC 40D SBU 1M32G	1902990000	4032248592968	D.21
HDC 40D SBU 1PG29G	1656830000	4008190409845	D.21
HDC 40D SBU 2M25G	1787120000	4032248204465	D.21
HDC 40D SBU 2M32G	1787110000	4032248204458	D.21
HDC 40D SBU 2PG21G	1656810000	4008190409821	D.21
HDC 40D SBU 2PG29G	1656840000	4008190409852	D.21
HDC 40D SDLU 1M25G	1903070000	4032248592975	D.23
HDC 40D SDLU 1M32G	1903080000	4032248592982	D.23
HDC 40D SDLU 1PG29G	1658410000	4008190411459	D.23
HDC 40D SDLU 2M25G	1787180000	4032248204526	D.23
HDC 40D SDLU 2M32G	1787170000	4032248204519	D.23
HDC 40D SLU 1M32G	1903110000	4032248590117	D.23
HDC 40D SLU 2M32G	1804660000	4032248267606	D.23
HDC 40D TOBO 1PG29G	1657550000	4008190410605	D.24
HDC 40D TOBU 1M25G	1787070000	4032248204410	D.20
HDC 40D TOBU 1M32G	1787060000	4032248204304	D.20
HDC 40D TOBU 1PG21G	1656630000	4008190409647	D.20
HDC 40D TOBU 1PG29G	1656650000	4008190409661	D.20
HDC 40D TOLU 1M32G	1787100000	4032248204441	D.22
HDC 40D TOLU 1PG29G	1658020000	4008190411077	D.22
HDC 40D TSBO 1M25G	1787030000	4032248204274	D.24
HDC 40D TSBO 1M32G	1787020000	4032248204267	D.24
HDC 40D TSBO 1PG21G	1657420000	4008190410476	D.24
HDC 40D TSBU 1M25G	1787010000	4032248204250	D.20
HDC 40D TSBU 1M32G	1787000000	4032248204243	D.20
HDC 40D TSBU 1PG21G	1656520000	4008190409531	D.20
HDC 40D TSBU 1PG29G	1656540000	4008190409555	D.20
HDC 40D TSLU 1M25G	1787050000	4032248204298	D.22
HDC 40D TSLU 1M32G	1787040000	4032248204281	D.22
HDC 40D TSLU 1M40G	1804650000	4032248267576	D.22
HDC 40D TSLU 1PG21G	1657890000	4008190410933	D.22
HDC 40D TSLU 1PG29G	1657910000	4008190410964	D.22
HDC 48A ADLU	1666750000	4008190423865	D.37
HDC 48A ALU	1666740000	4008190423858	D.37
HDC 48A SDLU 1PG29G	1666810000	4008190423926	D.37
HDC 48A SLU 1PG29G	1666770000	4008190423889	D.37
HDC 48A SLU 2M32G	1788570000	4032248206100	D.37
HDC 48A TOLU 1M32G	1788560000	4032248206094	D.36
HDC 48A TOLU 1PG29G	1666730000	4008190423841	D.36
HDC 48A TSLU 1M32G	1788550000	4032248206087	D.36
HDC 48A TSLU 1PG29G	1666710000	4008190448127	D.36
HDC 48B ADLU	1222900000	4008190138004	D.43
HDC 48B SDLU 1M32G	1904150000	4032248585700	D.43
HDC 48B SDLU 1PG29G	1799810000	4032248247035	D.43
HDC 48B SDLU 2M32G	1788390000	4032248205929	D.43
HDC 48B SDLU 2PG29G	1667560000	4008190424763	D.43
HDC 48B SLU 1M32G	1904190000	4032248585779	D.43
HDC 48B SLU 1PG29G	1651100000	4008190299705	D.43
HDC 48B SLU 2M32G	1788370000	4032248205905	D.43
HDC 48B SLU 2M40G	1788360000	4032248205899	D.43
HDC 48B TOLU 1M32G	1788350000	4032248205882	D.43
HDC 48B TOLU 1M50G	1788330000	4032248205868	D.43
HDC 48B TOLU 1PG29G	1650980000	4008190299606	D.43
HDC 48B TOLU 1PG36G	1651000000	4008190299620	D.43
HDC 48B TSLU 1M32G	1788320000	4032248205851	D.43
HDC 48B TSLU 1M40G	1788310000	4032248205844	D.43
HDC 48B TSLU 1M50G	1788300000	4032248205837	D.43
HDC 48B TSLU 1PG29G	1650850000	4008190299453	D.43
HDC 48B TSLU 1PG36G	1650860000	4008190299460	D.43
HDC 48B TSLU 1PG42G	1670470000	4008190431556	D.43
HDC 64D KBU 1M32G	1786960000	4032248204205	D.31
HDC 64D KBU 1PG29G	1661810000	4008190418359	D.31
HDC 64D SBU 1M25G	1904340000	4032248585601	D.31
HDC 64D SBU 1M32G	1904350000	4032248585298	D.31
HDC 64D SBU 2M25G	1786890000	4032248204137	D.31
HDC 64D SBU 2M32G	1786880000	4032248204120	D.31
HDC 64D SBU 2PG21G	1661590000	4008190418144	D.31
HDC 64D SBU 2PG29G	1661630000	4008190418182	D.31
HDC 64D SDBO 1M32G	1904400000	4032248585236	D.34
HDC 64D SDBO 1PG29G	1662280000	4008190418809	D.34
HDC 64D SDBO 2M32G	1786920000	4032248204168	D.34
HDC 64D SDLU 1M25G	1904430000	4032248585106	D.33
HDC 64D SDLU 1M32G	1904440000	4032248585212	D.33
HDC 64D SDLU 2M25G	1786950000	4032248204199	D.33
HDC 64D SDLU 2M32G	1786940000	4032248204182	D.33
HDC 64D SDLU 2PG29G	1663040000	4008190419561	D.33
HDC 64D SLU 1M25G	1904480000	4032248585090	D.33
HDC 64D SLU 1M32G	1904490000	4032248585618	D.33
HDC 64D SLU 2M25G	1786910000	4032248204151	D.33
HDC 64D SLU 2M32G	1786900000	4032248204144	D.33
HDC 64D TOBO 1PG21G	1662080000	4008190418601	D.34
HDC 64D TOBO 1PG29G	1662100000	4008190418625	D.34
HDC 64D TOBU 1M32G	1786830000	4032248204076	D.30
HDC 64D TOBU 1PG21G	1661440000	4008190417994	D.30
HDC 64D TOBU 1PG29G	1661460000	4008190418014	D.30
HDC 64D TOLU 1M25G	1786870000	4032248204113	D.32
HDC 64D TOLU 1M32G	1786860000	4032248204106	D.32
HDC 64D TOLU 1PG21G	1662610000	4008190419134	D.32
HDC 64D TOLU 1PG29G	1662630000	4008190419158	D.32
HDC 64D TSBO 1M25G	1786800000	4032248204045	D.34
HDC 64D TSBO 1M32G	1786790000	4032248204038	D.34
HDC 64D TSBO 1PG21G	1661940000	4008190418472	D.34
HDC 64D TSBO 1PG29G	1661960000	4008190418496	D.34

Type	Order No.	EAN No.	Page
HDC 64D TSBU 1M25G	1786780000	4032248204021	D.30
HDC 64D TSBU 1M32G	1786770000	4032248204014	D.30
HDC 64D TSBU 1PG21G	1661300000	4008190417857	D.30
HDC 64D TSBU 1PG29G	1661320000	4008190417871	D.30
HDC 64D TSLU 1M32G	1786810000	4032248204052	D.32
HDC 64D TSLU 1M40G	1804610000	4032248267538	D.32
HDC 64D TSLU 1PG21G	1662470000	4008190418991	D.32
HDC 64D TSLU 1PG29G	1662490000	4008190419011	D.32
HDC CM 10 FC	1758410000	4032248019632	C.7
HDC CM 10 FC MR	1862030000	4032248425464	C.7
HDC CM 10 MC	1758400000	4032248019625	C.7
HDC CM 10 MC MR	1862050000	4032248425488	C.7
HDC CM 1BS +PE	1828410000	4032248334636	C.10
HDC CM 1SS +PE	1828390000	4032248334612	C.10
HDC CM 2BS	1828400000	4032248334629	C.10
HDC CM 2SS	1828380000	4032248334100	C.10
HDC CM 3 FC	1758370000	4032248019595	C.3
HDC CM 3 FC MR	1879040000	4032248473564	C.3
HDC CM 3 MC	1758360000	4032248019588	C.3
HDC CM 3 MC MR	1879030000	4032248473557	C.3
HDC CM 5 FC	1758390000	4032248019618	C.6
HDC CM 5 FC MR	1879010000	4032248473533	C.6
HDC CM 5 MC	1758380000	4032248019601	C.6
HDC CM 5 MC MR	1879020000	4032248473540	C.6
HDC CM BUS 2BS T PBDP	1806030000	4032248275144	C.15
HDC CM BUS 2SS PBDP	1806060000	4032248275182	C.15
HDC CM BUS 4BS	1814300000	4032248299379	C.14
HDC CM BUS 4SS	1814310000	4032248309320	C.14
HDC CM Bus F1 CT	1908540000		C.17
HDC CM Bus F2	1908490000		C.16
HDC CM Bus F4 CT	1908500000		C.17
HDC CM Bus GCA	1908510000		C.17
HDC CM Bus M1 CT	1908520000		C.17
HDC CM Bus M2	1908530000		C.16
HDC CM Bus M4 CT	1908480000		C.17
HDC CM HE 4 FC	1861900000	4032248425044	C.4
HDC CM HE 4 FC MR	1758350000	4032248019502	C.4
HDC CM HE 4 MC	1861920000	4032248425068	C.4
HDC CM HE 4 MC MR	1758340000	4032248019496	C.4
HDC CM HV 3 FC	1862060000	4032248425495	C.9
HDC CM HV 3 FC MR	1862070000	4032248425501	C.9
HDC CM HV 3 MC	1862080000	4032248425518	C.9
HDC CM HV 3 MC MR	1862000000	4032248425433	C.9
HDC GRIP PANEL 8 SC	1934770000	4032248592029	G.17
HDC HA 10 FC	1873860000	4032248458370	B.8
HDC HA 10 FS	1650620000	4008190299293	B.8
HDC HA 10 FT	1896780000	4032248592388	B.8
HDC HA 10 MC	1873870000	4032248458387	B.8
HDC HA 10 MS	1650610000	4008190299286	B.8
HDC HA 10 MT	1896790000	4032248592395	B.8
HDC HA 16 FC	1873880000	4032248458394	B.10
HDC HA 16 FC	1873880000	4032248458394	B.12
HDC HA 16 FC	1873880000	4032248458394	B.14
HDC HA 16 FC 17-32	1876040000	4032248466375	B.12
HDC HA 16 FC 17-32	1876040000	4032248466375	B.14
HDC HA 16 FC 33-48	1875540000	4032248465774	B.14
HDC HA 16 FS	1650780000	4008190299408	B.10
HDC HA 16 FS	1650780000	4008190299408	B.12
HDC HA 16 FS	1650780000	4008190299408	B.14
HDC HA 16 FS 17-32	1650900000	4008190299514	B.12
HDC HA 16 FS 17-32	1650900000	4008190299514	B.14
HDC HA 16 FS 33-48	1651020000	4008190299644	B.14
HDC HA 16 FT	1896800000	4032248592401	B.10
HDC HA 16 FT	1896800000	4032248592401	B.12
HDC HA 16 FT	1896800000	4032248592401	B.14
HDC HA 16 FT 17-32	1896810000	4032248592418	B.12
HDC HA 16 FT 17-32	1896810000	4032248592418	B.14
HDC HA 16 FT 33-48	1896820000	4032248592425	B.14
HDC HA 16 MC	1873890000	4032248458400	B.10
HDC HA 16 MC	1873890000	4032248458400	B.12
HDC HA 16 MC	1873890000	4032248458400	B.14
HDC HA 16 MC 17-32	1875620000	4032248465927	B.12
HDC HA 16 MC 17-32	1875620000	4032248465927	B.14
HDC HA 16 MC 33-48	1875630000	4032248553945	B.14
HDC HA 16 MS	1650770000	4008190299392	B.10
HDC HA 16 MS	1650770000	4008190299392	B.12
HDC HA 16 MS	1650770000	4008190299392	B.14
HDC HA 16 MS 17-32	1650880000	4008190299484	B.12
HDC HA 16 MS 17-32	1650880000	4008190299484	B.14
HDC HA 16 MS 33-48	1650990000	4008190299613	B.14
HDC HA 16 MT	1896830000	4032248592432	B.10
HDC HA 16 MT	1896830000	4032248592432	B.12
HDC HA 16 MT	1896830000	4032248592432	B.14
HDC HA 16 MT 17-32	1896840000	4032248592449	B.12
HDC HA 16 MT 17-32	1896840000	4032248592449	B.14
HDC HA 16 MT 33-48	1896850000	4032248592456	B.14
HDC HA 3 EMVK AS M4	1827570000	4032248332670	E.12
HDC HA 3 EMVK SS 1xM20	1827670000	4032248332878	E.12
HDC HA 3 EMVK TOS 1xM20	1827420000	4032248332526	E.12
HDC HA 3 FS	1498200000	4008190176556	B.4
HDC HA 3 IP68 AS M4	1827580000	4032248332687	E.4
HDC HA 3 IP68 EMVK MD	1826760000	4032248330157	E.12
HDC HA 3 IP68 EMVK MD	1826760000	4032248330157	E.4
HDC HA 3 IP68 SS 1xM20	1827680000	4032248332885	E.4
HDC HA 3 IP68 TOS 1xM20	1827440000	4032248332540	E.4
HDC HA 3 MS	1498100000	4008190048747	B.4
HDC HA 4 FS	1498400000	4008190178741	B.6
HDC HA 4 MS	1498300000	4008190006471	B.6
HDC HB 10 EMVK AS M4	1827530000	4032248332632	E.14
HDC HB 10 EMVK AS M6	1828520000	4032248334896	E.14

Type	Order No.	EAN No.	Page
HDC HB 10 EMVK SS 2xM32	1827630000	4032248332830	E.14
HDC HB 10 EMVK TOS 1xM32	1827340000	4032248332441	E.14
HDC HB 10 EMVK TSS 1xM32	1827330000	4032248332434	E.14
HDC HB 10 IP68 AS M4	1827540000	4032248332649	E.6
HDC HB 10 IP68 AS M6	1828580000	4032248334957	E.6
HDC HB 10 IP68 AS M6.D	1828530000	4032248334902	E.6
HDC HB 10 IP68 EMVK MD	1826740000	4032248330133	E.14
HDC HB 10 IP68 EMVK MD	1826740000	4032248330133	E.6
HDC HB 10 IP68 SS 2xM32	1827640000	4032248332847	E.6
HDC HB 10 IP68 TOS 1xM32	1827360000	4032248332465	E.6
HDC HB 10 IP68 TSS 1xM32	1827350000	4032248332458	E.6
HDC HB 16 EMVK AS M4	1827510000	4032248332618	E.15
HDC HB 16 EMVK AS M6	1828500000	4032248334872	E.15
HDC HB 16 EMVK SS 2xM32	1827610000	4032248332816	E.15
HDC HB 16 EMVK TOS 1xM32	1827280000	4032248332403	E.15
HDC HB 16 EMVK TSS 1xM32	1827260000	4032248332397	E.15
HDC HB 16 IP68 AS M4	1827520000	4032248332625	E.7
HDC HB 16 IP68 AS M6	1828570000	4032248334940	E.7
HDC HB 16 IP68 AS M6 D	1828510000	4032248334889	E.7
HDC HB 16 IP68 EMVK MD	1826730000	4032248330126	E.15
HDC HB 16 IP68 EMVK MD	1826730000	4032248330126	E.7
HDC HB 16 IP68 SS 2xM32	1827620000	4032248332823	E.7
HDC HB 16 IP68 TOS 1xM32	1827310000	4032248332427	E.7
HDC HB 16 IP68 TSS 1xM32	1827290000	4032248332410	E.7
HDC HB 24 EMVK AS M4	1827490000	4032248332595	E.16
HDC HB 24 EMVK AS M6	1828480000	4032248334858	E.16
HDC HB 24 EMVK SS 2xM40	1827590000	4032248332694	E.16
HDC HB 24 EMVK TOS 1xM40	1827210000	4032248332359	E.16
HDC HB 24 EMVK TSS 1xM40	1827220000	4032248332366	E.16
HDC HB 24 IP68 AS M4	1827500000	4032248332601	E.8
HDC HB 24 IP68 AS M6	1828560000	4032248334933	E.8
HDC HB 24 IP68 AS M6 D	1828490000	4032248334865	E.8
HDC HB 24 IP68 EMVK MD	1826720000	4032248330119	E.16
HDC HB 24 IP68 EMVK MD	1826720000	4032248330119	E.8
HDC HB 24 IP68 SS 2xM40	1827600000	4032248332700	E.8
HDC HB 24 IP68 TOS 1xM40	1827250000	4032248332380	E.8
HDC HB 24 IP68 TSS 1xM40	1827240000	4032248332373	E.8
HDC HB 24 TEK AS M4	1827470000	4032248332571	E.18
HDC HB 24 TEK AS M4	1846010000	4032248362127	E.18
HDC HB 24 TEK TOS 1xM50G	1827170000	4032248332328	E.18
HDC HB 24 TEK TSS 1xM50G	1827160000	4032248332311	E.18
HDC HB 24 TIP AS M4	1827480000	4032248332588	E.10
HDC HB 24 TIP AS M4	1846020000	4032248362141	E.10
HDC HB 24 TIP TOS 1xM50G	1827200000	4032248332342	E.10
HDC HB 24 TIP TSS 1xM50G	1827190000	4032248332335	E.10
HDC HB 48 TEK AS M4	1827450000	4032248332557	E.19
HDC HB 48 TEK AS M4	1845980000	4032248361991	E.19
HDC HB 48 TEK TOS 1xM50G	1827130000	4032248332281	E.19
HDC HB 48 TEK TSS 1xM40G	1827120000	4032248332274	E.19
HDC HB 48 TEK TVS 1xM50G	1853310000	4032248387380	E.19
HDC HB 48 TIP AS M4	1827460000	4032248332564	E.11
HDC HB 48 TIP AS M4	1846000000	4032248362110	E.11
HDC HB 48 TIP TOS 1xM50G	1827150000	4032248332304	E.11
HDC HB 48 TIP TSS 1xM40G	1827140000	4032248332298	E.11
HDC HB 48 TIP TVS 1xM50G	1853300000	4032248387373	E.11
HDC HB 6 EMVK AS M4	1827550000	4032248332656	E.13
HDC HB 6 EMVK AS M6	1828540000	4032248334919	E.13
HDC HB 6 EMVK SS 2xM25	1827650000	4032248332854	E.13
HDC HB 6 EMVK TOS 1xM25	1827380000	4032248332489	E.13
HDC HB 6 EMVK TSS 1xM25	1827370000	4032248332472	E.13
HDC HB 6 IP68 AS M4	1827560000	4032248332663	E.5
HDC HB 6 IP68 AS M6	1828590000	4032248334964	E.5
HDC HB 6 IP68 AS M6.D	1828550000	4032248334926	E.5
HDC HB 6 IP68 EMVK MD	1826750000	4032248330140	E.13
HDC HB 6 IP68 EMVK MD	1826750000	4032248330140	E.5
HDC HB 6 IP68 SS 2xM25	1827660000	4032248332861	E.5
HDC HB 6 IP68 TOS 1xM25	1827400000	4032248332502	E.5
HDC HB 6 IP68 TSS 1xM25	1827390000	4032248332496	E.5
HDC HB10 AWVL	1790040000	4032248212101	D.17
HDC HD 15 FC	1650660000	4008190299330	B.46
HDC HD 15 MC	1650650000	4008190299323	B.46
HDC HD 16 FC	1650720000	4008190437954	B.48
HDC HD 16 MC	1650710000	4008190437909	B.48
HDC HD 24 FC	1650890000	4008190299491	B.50
HDC HD 24 MC	1650870000	4008190299477	B.50
HDC HD 25 FC	1650820000	4008190299446	B.52
HDC HD 25 FC	1650820000	4008190299446	B.56
HDC HD 25 MC	1650810000	4008190299439	B.52
HDC HD 25 MC	1650810000	4008190299439	B.56
HDC HD 40 FC	1601730000	4008190022006	B.54
HDC HD 40 FC	1601730000	4008190022006	B.60
HDC HD 40 MC	1601710000	4008190154769	B.54
HDC HD 40 MC	1601710000	4008190154769	B.60
HDC HD 64 FC	1601740000	4008190001193	B.58
HDC HD 64 FC	1601740000	4008190001193	B.62
HDC HD 64 MC	1601720000	4008190125073	B.58
HDC HD 64 MC	1601720000	4008190125073	B.62
HDC HD 7 FC	1650580000	4008190299255	B.42
HDC HD 7 MC	1650570000	4008190870942	B.42
HDC HD 8 FC	1650600000	4008190870959	B.44
HDC HD 8 MC	1650590000	4008190299262	B.44
HDC HDD 108 FC	1651220000	4008190299828	B.72
HDC HDD 108 FC	1651220000	4008190299828	B.76
HDC HDD 108 MC	1651210000	4008190299811	B.72
HDC HDD 108 MC	1651210000	4008190299811	B.76
HDC HDD 144 FC	1651260000	4008190299866	B.74
HDC HDD 144 MC	1651240000	4008190299842	B.74

Downloaded from Elcodis.com electronic components distributor

Type	Order No.	EAN No.	Page
HDC HDD 216 FC	1651300000	4008190299903	B.76
HDC HDD 216 MC	1651280000	4008190299880	B.76
HDC HDD 24 FC	1651160000	4008190299767	B.66
HDC HDD 24 MC	1651150000	4008190299750	B.66
HDC HDD 42 FC	1651180000	4008190299781	B.68
HDC HDD 42 MC	1651170000	4008190299774	B.68
HDC HDD 72 FC	1651200000	4008190299804	B.70
HDC HDD 72 FC	1651200000	4008190299804	B.74
HDC HDD 72 MC	1651190000	4008190299798	B.70
HDC HDD 72 MC	1651190000	4008190299798	B.74
HDC HE 10 FC	1204400000	4008190062699	B.20
HDC HE 10 FP	1873540000	4032248458158	B.20
HDC HE 10 FS	1204100000	4008190170172	B.20
HDC HE 10 FT	1745770000	4008190985493	B.20
HDC HE 10 MC	1204300000	4008190068318	B.20
HDC HE 10 MP	1873550000	4032248458165	B.20
HDC HE 10 MS	1203900000	4008190169916	B.20
HDC HE 10 MT	1745830000	4008190985554	B.20
HDC HE 16 FC	1208000000	4008190015978	B.22
HDC HE 16 FC	1208000000	4008190015978	B.26
HDC HE 16 FC 17-32	1216700000	4008190073091	B.26
HDC HE 16 FP	1873560000	4032248458172	B.22
HDC HE 16 FP	1873560000	4032248458172	B.26
HDC HE 16 FP 17-32	1875740000	4032248466023	B.26
HDC HE 16 FS	1207700000	4008190136383	B.22
HDC HE 16 FS	1207700000	4008190136383	B.26
HDC HE 16 FS 17-32	1216100000	4008190055295	B.26
HDC HE 16 FT	1745780000	4008190985509	B.22
HDC HE 16 FT	1745780000	4008190985509	B.26
HDC HE 16 FT 17-32	1745800000	4008190985523	B.26
HDC HE 16 MC	1207900000	4008190171698	B.22
HDC HE 16 MC	1207900000	4008190171698	B.26
HDC HE 16 MC 17-32	1216500000	4008190040895	B.26
HDC HE 16 MP	1873570000	4032248458189	B.22
HDC HE 16 MP	1873570000	4032248458189	B.26
HDC HE 16 MP 17-32	1875800000	4032248466061	B.26
HDC HE 16 MS	1207500000	4008190154790	B.22
HDC HE 16 MS	1207500000	4008190154790	B.26
HDC HE 16 MS 17-32	1215700000	4008190056360	B.26
HDC HE 16 MT	1745840000	4008190985561	B.22
HDC HE 16 MT	1745840000	4008190985561	B.26
HDC HE 16 MT 17-32	1745860000	4008190985585	B.26
HDC HE 24 FC	1211600000	4008190033200	B.24
HDC HE 24 FC	1211600000	4008190033200	B.28
HDC HE 24 FC 25-48	1226600000	4008190165567	B.28
HDC HE 24 FP	1873580000	4032248458196	B.24
HDC HE 24 FP	1873580000	4032248458196	B.28
HDC HE 24 FP 25-48	1875850000	4032248466115	B.28
HDC HE 24 FS	1211300000	4008190067298	B.24
HDC HE 24 FS	1211300000	4008190067298	B.28
HDC HE 24 FS 25-48	1221200000	4008190014896	B.28
HDC HE 24 FT	1745790000	4008190985516	B.24
HDC HE 24 FT	1745790000	4008190985516	B.28
HDC HE 24 FT 25-48	1745810000	4008190985530	B.28
HDC HE 24 MC	1211500000	4008190042097	B.24
HDC HE 24 MC	1211500000	4008190042097	B.28
HDC HE 24 MC 25-48	1226400000	4008190061104	B.28
HDC HE 24 MP	1873590000	4032248458202	B.24
HDC HE 24 MP	1873590000	4032248458202	B.28
HDC HE 24 MP 25-48	1875890000	4032248466153	B.28
HDC HE 24 MS	1211100000	4008190181703	B.24
HDC HE 24 MS	1211100000	4008190181703	B.28
HDC HE 24 MS 25-48	1220800000	4008190168896	B.28
HDC HE 24 MT	1745850000	4008190985578	B.24
HDC HE 24 MT	1745850000	4008190985578	B.28
HDC HE 24 MT 25-48	1745870000	4008190985592	B.28
HDC HE 6 FC	1201000000	4008190131678	B.18
HDC HE 6 FP	1873520000	4032248457779	B.18
HDC HE 6 FS	1200200000	4008190140021	B.18
HDC HE 6 FT	1745760000	4008190985486	B.18
HDC HE 6 MC	1200400000	4008190110864	B.18
HDC HE 6 MP	1873530000	4032248457786	B.18
HDC HE 6 MS	1200000000	4008190067564	B.18
HDC HE 6 MT	1745820000	4008190985547	B.18
HDC HEE 10 BCM	1826840000	4032248330249	B.32
HDC HEE 10 SCM	1826830000	4032248330232	B.32
HDC HEE 18 BCM	1826820000	4032248330225	B.34
HDC HEE 18 SCM	1826810000	4032248330218	B.34
HDC HEE 32 BCM	1826800000	4032248330201	B.36
HDC HEE 32 SCM	1826790000	4032248330195	B.36
HDC HEE 46 BCM	1826780000	4032248330188	B.38
HDC HEE 46 SCM	1826770000	4032248330171	B.38
HDC HQ 5 FC	1912460000	4032248542055	B.106
HDC HQ 5 MC	1912440000	4032248542031	B.106
HDC HQ 8 FC	1919980000	4032248557950	B.108
HDC HQ 8 MC	1919970000	4032248557943	B.108
HDC HSB 6 FS	1498900000	4008190071417	B.88
HDC HSB 6 FS	1498900000	4008190071417	B.90
HDC HSB 6 FS 7 - 12	1499000000	4008190006082	B.90
HDC HSB 6 MS	1498700000	4008190035136	B.88
HDC HSB 6 MS	1498700000	4008190035136	B.90
HDC HSB 6 MS 7 - 12	1498800000	4008190071875	B.90
HDC HVE 10+2 FS	1651360000	4008190299965	B.84
HDC HVE 10+2 FT	1896960000	4032248602155	B.84
HDC HVE 10+2 MS	1651350000	4008190299958	B.84
HDC HVE 10+2 MT	1896970000	4032248603213	B.84
HDC HVE 3+2 FS	1651320000	4008190299927	B.80
HDC HVE 3+2 FT	1896920000	4032248602001	B.80
HDC HVE 3+2 MS	1651310000	4008190299910	B.80
HDC HVE 3+2 MT	1896930000	4032248602124	B.80

Type	Order No.	EAN No.	Page
HDC HVE 6+2 FS	1651340000	4008190299941	B.82
HDC HVE 6+2 FT	1896940000	4032248602131	B.82
HDC HVE 6+2 MS	1651330000	4008190299934	B.82
HDC HVE 6+2 MT	1896950000	4032248602148	B.82
HDC Kit HA 04.402 M	1802700000	4032248257324	F.6
HDC Kit HA 04.406 M	1802720000	4032248257331	F.6
HDC Kit HE 06.100 M	1802730000	4032248257348	F.8
HDC Kit HE 06.101 M	1802740000	4032248257355	F.8
HDC RailMate Basis	1797580000	4032248239252	G.9
HDC RailMate COS 1 Set	1798260000	4032248241866	G.9
HDC RailMate HB 10 Set	1797510000	4032248239184	G.9
HDC RailMate HB10 Top	1797550000	4032248239221	G.9
HDC RailMate HB16 Set	1797520000	4032248239191	G.9
HDC RailMate HB16 Top	1797560000	4032248239238	G.9
HDC RailMate HB24 Set	1797530000	4032248239207	G.9
HDC RailMate HB24 Top	1797570000	4032248239245	G.9
HDC RailMate HB6 Set	1797500000	4032248239177	G.9
HDC RailMate HB6 Top	1797540000	4032248239214	G.9
HDC S4 0 BAS	1789970000	4032248212033	B.98
HDC S4 0 SAS	1789960000	4032248212026	B.98
HDC S4 BAS	1789980000	4032248212040	B.96
HDC S4 SAS	1789990000	4032248212057	B.96
HDC S6 12 BAS	1790010000	4032248212071	B.100
HDC S6 12 SAS	1790000000	4032248212064	B.100
HDC S6 6 BAS	1790020000	4032248212088	B.102
HDC S6 6 SAS	1790030000	4032248212095	B.102
HDC SHIELD CLAMP 10.0	1912250000	4032248541577	G.16
HDC SHIELD CLAMP 4.5	1912190000	4032248541515	G.16
HDC SHIELD CLAMP 5.0	1912200000	4032248541522	G.16
HDC SHIELD CLAMP 6.0	1912210000	4032248541539	G.16
HDC SHIELD CLAMP 7.0	1912220000	4032248541546	G.16
HDC SHIELD CLAMP 8.0	1912230000	4032248541553	G.16
HDC SHIELD CLAMP 9.0	1912240000	4032248541560	G.16
HDC SHIELD LEVER 3 SC	1867390000	4032248438372	G.15
HDC SHIELD LEVER 4 SC	1867370000	4032248438358	G.15
HDC SHIELD LEVER 6 SC	1867380000	4032248438365	G.15
HDC SHIELD LEVER 8 SC	1867360000	4032248438341	G.15
HDC-C-HD-B-LWL1.0POF	1773640000	4032248142743	G.6
HDC-C-HD-BM0.14-0.37AG	1651570000	4008190400248	G.3
HDC-C-HD-BM0.14-0.37AG	1651570000	4008190400248	G.5
HDC-C-HD-BM0.14-0.37AU	1651670000	4008190400347	G.3
HDC-C-HD-BM0.14-0.37AU	1651670000	4008190400347	G.5
HDC-C-HD-BM0.5AG	1651580000	4008190400255	G.3
HDC-C-HD-BM0.5AG	1651580000	4008190400255	G.5
HDC-C-HD-BM0.5AU	1651680000	4008190400354	G.3
HDC-C-HD-BM0.5AU	1651680000	4008190400354	G.5
HDC-C-HD-BM0.75-1.00AG	1601760000	4008190158354	G.3
HDC-C-HD-BM0.75-1.00AG	1601760000	4008190158354	G.5
HDC-C-HD-BM0.75-1.00AU	1651690000	4008190400361	G.3
HDC-C-HD-BM0.75-1.00AU	1651690000	4008190400361	G.5
HDC-C-HD-BM1.5AG	1651600000	4008190400279	G.3
HDC-C-HD-BM1.5AG	1651600000	4008190400279	G.5
HDC-C-HD-BM1.5AU	1651700000	4008190400378	G.3
HDC-C-HD-BM1.5AU	1651700000	4008190400378	G.5
HDC-C-HD-BM2.5AG	1651610000	4008190400286	G.3
HDC-C-HD-BM2.5AG	1651610000	4008190400286	G.5
HDC-C-HD-BM2.5AU	1651710000	4008190400385	G.3
HDC-C-HD-BM2.5AU	1651710000	4008190400385	G.5
HDC-C-HD-S-LWL1.0POF	1773630000	4032248142736	G.6
HDC-C-HD-SM0.14-0.37AG	1651520000	4008190400194	G.3
HDC-C-HD-SM0.14-0.37AG	1651520000	4008190400194	G.5
HDC-C-HD-SM0.14-0.37AU	1651620000	4008190400293	G.3
HDC-C-HD-SM0.14-0.37AU	1651620000	4008190400293	G.5
HDC-C-HD-SM0.5AG	1651530000	4008190400200	G.3
HDC-C-HD-SM0.5AG	1651530000	4008190400200	G.5
HDC-C-HD-SM0.5AU	1651630000	4008190400309	G.3
HDC-C-HD-SM0.5AU	1651630000	4008190400309	G.5
HDC-C-HD-SM0.75-1.00AG	1601750000	4008190134280	G.3
HDC-C-HD-SM0.75-1.00AG	1601750000	4008190134280	G.5
HDC-C-HD-SM0.75-1.00AU	1651640000	4008190400316	G.3
HDC-C-HD-SM0.75-1.00AU	1651640000	4008190400316	G.5
HDC-C-HD-SM1.5AG	1651550000	4008190400224	G.3
HDC-C-HD-SM1.5AG	1651550000	4008190400224	G.5
HDC-C-HD-SM1.5AU	1651650000	4008190400323	G.3
HDC-C-HD-SM1.5AU	1651650000	4008190400323	G.5
HDC-C-HD-SM2.5AG	1651560000	4008190400231	G.3
HDC-C-HD-SM2.5AG	1651560000	4008190400231	G.5
HDC-C-HD-SM2.5AU	1651660000	4008190400330	G.3
HDC-C-HD-SM2.5AU	1651660000	4008190400330	G.5
HDC-C-HE-BM0.5AG	1201100000	4008190142698	G.3
HDC-C-HE-BM0.5AU	1651470000	4008190400149	G.3
HDC-C-HE-BM0.75-1.00AG	1201200000	4008190044480	G.3
HDC-C-HE-BM0.75-1.00AU	1651480000	4008190400156	G.3
HDC-C-HE-BM1.5AG	1201300000	4008190100346	G.3
HDC-C-HE-BM1.5AU	1651490000	4008190400163	G.3
HDC-C-HE-BM2.5AG	1201400000	4008190047078	G.3
HDC-C-HE-BM2.5AU	1651500000	4008190400170	G.3
HDC-C-HE-BM4.0AG	1201500000	4008190148096	G.3
HDC-C-HE-BM4.0AU	1651510000	4008190400187	G.3
HDC-C-HE-SM0.5AG	1200500000	4008190159627	G.3
HDC-C-HE-SM0.5AU	1651420000	4008190400095	G.3
HDC-C-HE-SM0.75-1.00AG	1200600000	4008190171308	G.3
HDC-C-HE-SM0.75-1.00AU	1651430000	4008190400101	G.3
HDC-C-HE-SM1.5AG	1200700000	4008190074920	G.3
HDC-C-HE-SM1.5AU	1651440000	4008190400118	G.3
HDC-C-HE-SM2.5AG	1200800000	4008190131913	G.3
HDC-C-HE-SM2.5AU	1651450000	4008190400125	G.3
HDC-C-HE-SM4.0AG	1200900000	4008190115906	G.3
HDC-C-HE-SM4.0AU	1651460000	4008190400132	G.3
HDC-CM-1BPN2.5	1894780000	4032248509256	C.11

Type	Order No.	EAN No.	Page
HDC-CM-1BPN4.0	1894720000	4032248509195	C.11
HDC-CM-1SPN2.5	1894730000	4032248509201	C.11
HDC-CM-1SPN4.0	1894740000	4032248509218	C.11
HDC-CM-20/CZC9428P	1700900000	4008190900151	C.8
HDC-CM-20/CZC9428P	1700900000	4008190900151	G.10
HDC-CM-20/CZC9428P	1700900000	4008190900151	G.5
HDC-CM-20BCG GR	1758430000	4032248019656	C.8
HDC-C-M20-BCG0.08-0.2AU	1682430000	4008190859954	G.5
HDC-C-M20-BCG0.2-0.52AU	1682450000	4008190859961	G.5
HDC-CM-20SCG GR	1758420000	4032248019649	C.8
HDC-C-M20-SCG0.08-0.2AU	1682420000	4008190859930	G.5
HDC-C-M20-SCG0.2-0.52AU	1682440000	4008190859947	G.5
HDC-CM-2BPN2.5	1894750000	4032248509225	C.11
HDC-CM-2BPN4.0	1894760000	4032248509232	C.11
HDC-CM-2SPN2.5	1894770000	4032248509249	C.11
HDC-CM-2SPN4.0	1894710000	4032248509188	C.11
HDC-CM-3/CZTB0002	1700890000	4008190900144	G.10
HDC-CM-3/CZTB0002	1700890000	4008190900144	G.4
HDC-C-M3-BM1.5AG	1698130000	4008190885045	G.4
HDC-C-M3-BM10.0AG	1682310000	4008190474041	G.4
HDC-C-M3-BM2.5AG	1698150000	4008190885069	G.4
HDC-C-M3-BM4.0AG	1682270000	4008190474003	G.4
HDC-C-M3-BM6.0AG	1682290000	4008190474027	G.4
HDC-C-M3-SM1.5AG	1698120000	4008190885038	G.4
HDC-C-M3-SM10.0AG	1682300000	4008190474034	G.4
HDC-C-M3-SM2.5AG	1698140000	4008190885052	G.4
HDC-C-M3-SM4.0AG	1682260000	4008190473990	G.4
HDC-C-M3-SM6.0AG	1682280000	4008190474010	G.4
HDC-CM-4BZF AG	1730130000	4008190384685	C.5
HDC-CM-4SZF AG	1730120000	4008190384678	C.5
HDC-C-M5-BM0.75-1.0AG	1682350000	4008190474089	G.4
HDC-C-M5-BM1.5AG	1682370000	4008190474102	G.4
HDC-C-M5-BM2.5AG	1682390000	4008190474126	G.4
HDC-C-M5-BM4.0AG	1682410000	4008190474140	G.4
HDC-C-M5-SM0.75-1.0AG	1682340000	4008190474072	G.4
HDC-C-M5-SM1.5AG	1682360000	4008190474096	G.4
HDC-C-M5-SM2.5AG	1682380000	4008190474119	G.4
HDC-C-M5-SM4.0AG	1682400000	4008190474133	G.4
HDC-CR10-3B GR	1758470000	4032248019694	C.20
HDC-CR10-3S GR	1758460000	4032248019687	C.20
HDC-CR16-5B GR	1758490000	4032248019717	C.22
HDC-CR16-5B-2 GR	1758530000	4032248019755	C.26
HDC-CR16-5S GR	1758480000	4032248019700	C.22
HDC-CR16-5S-2 GR	1758520000	4032248019748	C.26
HDC-CR24-7B GR	1758510000	4032248019731	C.24
HDC-CR24-7B-2 GR	1758550000	4032248019779	C.28
HDC-CR24-7S GR	1758500000	4032248019724	C.24
HDC-CR24-7S-2 GR	1758540000	4032248019762	C.28
HDC-CR6-2B GR	1758450000	4032248019670	C.18
HDC-CR6-2S GR	1758440000	4032248019663	C.18
HDC-DW-M0D	1688200000	4008190857189	G.11
HDC-HA10FD	1739200000	4008190955182	G.14
HDC-HA16FD	1739190000	4008190955175	G.14
HDC-HA32FD	1739210000	4008190955199	G.14
HDC-HA3FD	1739220000	4008190955205	G.14
HDC-HA48 FD	1855950000	4032248398713	G.14
HDC-HB10 AWVL FD	1855680000	4032248397617	G.14
HDC-HB10 FD	1855970000	4032248398737	G.14
HDC-HB-10-AVU	1205000000	4008190872960	B.115
HDC-HB16 FD	1855980000	4032248398744	G.14
HDC-HB-16-AVU	1208600000	4008190881351	B.117
HDC-HB24 FD	1855990000	4032248398751	G.14
HDC-HB-24-AVU	1212400000	4008190083939	B.119
HDC-HB32 FD	1856000000	4032248398768	G.14
HDC-HB48 FD	1856010000	4032248398775	G.14
HDC-HB6 FD	1855960000	4032248398720	G.14
HDC-HB-6-ADVL	1202500000	4008190889920	B.113
HDC-HB-6-AVL	1202100000	4008190149369	B.113
HDC-KIT-HA 03.300	1712560000	4008190947781	F.5
HDC-KIT-HA 03.300 M	1802470000	4032248256945	F.4
HDC-KIT-HA 03.301	1712570000	4008190947798	F.5
HDC-KIT-HA 03.301 M	1802460000	4032248256921	F.4
HDC-KIT-HA 03.302	1712580000	4008190947804	F.5
HDC-KIT-HA 03.302 M	1802450000	4032248256914	F.4
HDC-KIT-HA 03.404	1712630000	4008190947866	F.5
HDC-KIT-HA 04.400	1712590000	4008190947811	F.7
HDC-KIT-HA 04.400 M	1802440000	4032248256907	F.6
HDC-KIT-HA 04.401	1712600000	4008190947828	F.7
HDC-KIT-HA 04.401 M	1802430000	4032248256884	F.6
HDC-KIT-HA 04.402	1712610000	4008190947835	F.7
HDC-KIT-HA 04.406	1712650000	4008190947880	F.7
HDC-KIT-HE 06.100	1712460000	4008190944032	F.9
HDC-KIT-HE 06.101	1712660000	4008190947897	F.9
HDC-KIT-HE 06.200	1712700000	4008190947934	F.9
HDC-KIT-HE 10.110	1712510000	4008190947736	F.11
HDC-KIT-HE 10.110 M	1802420000	4032248256877	F.10
HDC-KIT-HE 10.111	1712670000	4008190947903	F.11
HDC-KIT-HE 10.111 M	1802410000	4032248256860	F.10
HDC-KIT-HE 10.210	1712710000	4008190947941	F.11
HDC-KIT-HE 16.120	1712520000	4008190947743	F.13
HDC-KIT-HE 16.120 M	1802400000	4032248256853	F.12
HDC-KIT-HE 16.121	1712680000	4008190947910	F.13
HDC-KIT-HE 16.121 M	1802390000	4032248256846	F.12
HDC-KIT-HE 16.220	1712720000	4008190947958	F.13
HDC-KIT-HE 24.130	1712530000	4008190947750	F.15
HDC-KIT-HE 24.130 M	1802380000	4032248256839	F.14
HDC-KIT-HE 24.131	1712690000	4008190947927	F.15
HDC-KIT-HE 24.131 M	1802480000	4032248256952	F.14
HDC-KIT-HE 24.230	1712730000	4008190947965	F.15
HDC-KIT-HE 32.140	1712540000	4008190947767	F.17

Downloaded from Elcodis.com electronic components distributor

Type	Order No.	EAN No.	Page
HDC-KIT-HE 32.140 M	1802370000	4032248256822	F.16
HDC-KIT-HE 48.150	1712550000	4008190947774	F.19
HDC-KIT-HE 48.150 M	1802360000	4032248256815	F.18
HDC-KIT-HSB 06.500	1724000000	4008190367770	F.20
HTX-HDC/POF	9010950000	4032248331543	G.11
HTX-HDC/POF	9010950000	4032248331543	G.7

K

KT 8	9002650000	4008190020163	G.7
KV 11-M	1656390000	4008190409401	H.8
KV 13-M	1656400000	4008190409418	H.8
KV 16-M	1656410000	4008190409425	H.8
KV 21-M	1656420000	4008190409432	H.8
KV 29-M	1656430000	4008190409449	H.8
KV 42-M	1656450000	4008190409463	H.8

L

LM MT300 20X8 GE	1686381687	4008190493943	G.9
LM MT300 20X8 SI	1686380001	4008190493929	G.9
LM MT300 20X8 WS	1686381044	4008190493936	G.9

M

MODUFLEX C-CR	1746060000	4008190986476	C.32
MODUFLEX C-KITO.M.MW-1F	1765570000	4032248059805	C.33
MODUFLEX C-KITO.M.MW-2F	1765580000	4032248059799	C.33
MODUFLEX C-KITO.M.MW-3F	1765590000	4032248059812	C.33
MODUFLEX C-KITO.M.MW-4F	1765600000	4032248059829	C.33
MODUFLEX C-KITO.M.MW-5F	1765610000	4032248059836	C.33
MODUFLEX C-MH/ZE	1752970000	4032248190614	C.33
MODUFLEX C-MW	1746070000	4008190986483	C.32
MOFU 35	0495660000	4008190048518	C.32

P

PB LWL/POF	9020400000	4032248300587	G.11
PB LWL/POF	9020400000	4032248300587	G.7
PS LWL/POF	9020390000	4032248300570	G.11
PS LWL/POF	9020390000	4032248300570	G.7
PTSC KB 30X6 WN1412	1766120000	4008190078386	C.32

R

Removal Tool CM 20	1866740000	4032248437061	G.11
Removal Tool CM 20	1866740000	4032248437061	G.5
Removal Tool CM 3	1866710000	4032248437030	G.11
Removal Tool CM 3	1866710000	4032248437030	G.4
Removal Tool CM 5	1866720000	4032248437047	G.11
Removal Tool CM 5	1866720000	4032248437047	G.4
Removal Tool HD	1866730000	4032248437054	G.11
Removal Tool HD	1866730000	4032248437054	G.3
Removal Tool HD	1866730000	4032248437054	G.5
Removal Tool HD	1866730000	4032248437054	G.7
Removal Tool HE	1866750000	4032248437078	G.11
Removal Tool HE	1866750000	4032248437078	G.3

S

SF 10 BEZ. 0-9	0332400000	4008190105402	B.122
SF 10 BEZ. 1-10	0331500001	4008190055233	B.122
SF 10 BEZ. 11-20	0331500011	4008190067007	B.122
SG 10 BEZ. 0	0332501000	4008190093419	B.122
SG 10 BEZ. 1	0332500001	4008190158996	B.122
SG 10 BEZ. 2	0332500002	4008190156374	B.122
SG 10 BEZ. 3	0332500003	4008190117528	B.122
SG 10 BEZ. 4	0332500004	4008190076870	B.122
SG 10 BEZ. 5	0332500005	4008190156060	B.122
SG 10 BEZ. 6	0332500006	4008190007539	B.122
SG 10 BEZ. 7	0332500007	4008190013189	B.122
SG 10 BEZ. 8	0332500008	4008190018337	B.122
SG 10 BEZ. 9	0332500009	4008190142131	B.122
SO 10	0332300000	4008190012106	B.122
SPB-M 3	1203600000	4008190120047	G.12

T

THM MT30X 32/9 GE/M	1751771687	4032248001491	G.9
THM MT30X 32/9 SI/M	1751770001	4032248001507	G.9
THM MT30X 32/9 WS/M	1751771044	4032248001484	G.9

V

VG 11-EXE MS	1719010000	4008190352233	H.11
VG 11-EXE SW	1490600000	4008190116422	H.10
VG 11-EXI BL	1491400000	4008190092955	H.10
VG 11-K68	1568990000	4008190178123	H.6
VG 11-K68 SKS	1720490000	4008190358709	H.7
VG 11-MS54	0260700000	4008190170523	H.8
VG 11-MS54-ZE	1718820000	4008190352042	H.9
VG 11-MS68	1569080000	4008190088231	H.9
VG 13,5-EXE MS	1719020000	4008190352240	H.11
VG 13,5-EXE SW	1490700000	4008190099213	H.10
VG 13,5-EXI BL	1491500000	4008190082024	H.10
VG 13,5-K68	1569000000	4008190094522	H.6
VG 13,5-K68 SKS	1720500000	4008190358716	H.7
VG 13,5-MS54	0260800000	4008190163716	H.8
VG 13,5-MS54-ZE	1718830000	4008190352059	H.9
VG 13,5-MS68	1569090000	4008190177089	H.9
VG 16-EXE MS	1719030000	4008190352257	H.11
VG 16-EXE SW	1490800000	4008190044824	H.10
VG 16-EXI BL	1491600000	4008190188580	H.10
VG 16-K68	1569010000	4008190004460	H.6
VG 16-K68 SKS	1720510000	4008190358723	H.7
VG 16-MS54	0261400000	4008190118624	H.8
VG 16-MS54-ZE	1718840000	4008190352066	H.9
VG 16-MS68	1569100000	4008190051969	H.9
VG 21-EXE MS	1719040000	4008190352264	H.11
VG 21-EXE SW	1490900000	4008190108779	H.10
VG 21-EXI BL	1491700000	4008190187453	H.10
VG 21-K68	1569020000	4008190032234	H.6
VG 21-K68 SKS	1720520000	4008190358730	H.7
VG 21-MS54	0260900000	4008190120528	H.8
VG 21-MS54-ZE	1718850000	4008190352073	H.9
VG 21-MS68	1569110000	4008190168469	H.9
VG 29-EXE MS	1719050000	4008190352271	H.11
VG 29-EXE SW	1491000000	4008190048808	H.10
VG 29-EXI BL	1491800000	4008190150150	H.10
VG 29-K68	1569030000	4008190142872	H.6
VG 29-MS54	0261000000	4008190088378	H.8
VG 29-MS54-ZE	1718860000	4008190352080	H.9
VG 29-MS68	1569120000	4008190176419	H.9
VG 36-EXE MS	1719060000	4008190352288	H.11
VG 36-EXE SW	1491100000	4008190139728	H.10
VG 36-EXI BL	1491900000	4008190002893	H.10
VG 36-K68	1569040000	4008190024833	H.6
VG 36-MS54	0497600000	4008190153700	H.8
VG 36-MS54-ZE	1718870000	4008190352097	H.9
VG 36-MS68	1569130000	4008190148263	H.9
VG 42-EXE MS	1719070000	4008190352295	H.11
VG 42-EXE SW	1491200000	4008190121563	H.10
VG 42-EXI BL	1492000000	4008190145545	H.10
VG 42-K68	1569050000	4008190178932	H.6
VG 42-MS54	0497700000	4008190056582	H.8
VG 42-MS54-ZE	1718880000	4008190352103	H.9
VG 42-MS68	1569140000	4008190010515	H.9
VG 48-EXE MS	1719080000	4008190352301	H.11
VG 48-EXE SW	1718970000	4008190352196	H.10
VG 48-EXI BL	1718980000	4008190352202	H.10
VG 48-K68	1718770000	4008190351977	H.6
VG 48-MS54	1718780000	4008190352004	H.8
VG 48-MS54-ZE	1718890000	4008190352110	H.9
VG 48-MS68	1718790000	4008190352011	H.9
VG 7-EXE MS	1718990000	4008190352219	H.11
VG 7-EXE SW	1569360000	4008190011550	H.10
VG 7-EXI BL	1569370000	4008190068035	H.10
VG 7-K68	1568970000	4008190175580	H.6
VG 7-K68 SKS	1720470000	4008190358686	H.7
VG 7-MS54	0521500000	4008190017828	H.8
VG 7-MS54-ZE	1718800000	4008190352028	H.9
VG 7-MS68	1569060000	4008190107055	H.9
VG 9-EXE MS	1719000000	4008190352226	H.11
VG 9-EXE SW	1490500000	4008190024772	H.10
VG 9-EXI BL	1491300000	4008190065898	H.10
VG 9-K68	1568980000	4008190136673	H.6
VG 9-K68 SKS	1720480000	4008190358693	H.7
VG 9-MS54	0261500000	4008190155438	H.8
VG 9-MS54-ZE	1718810000	4008190352035	H.9
VG 9-MS68	1569070000	4008190116262	H.9
VG H M20 MS	1921720000	4032248562909	H.8
VG H M25 MS	1921740000	4032248563012	H.8
VG H M32 MS	1921760000	4032248563029	H.8
VG H M40 MS	1921770000	4032248563036	H.8
VG M12 - K 68	1772280000	4032248129935	H.6
VG M12 - MS 68	1772200000	4032248129850	H.9
VG M12-K67	1909660000	4032248536580	H.6
VG M16-1/K68	1909860000	4032248536788	H.6
VG M16-1/MS68	1909910000	4032248536832	H.9
VG M16-EXE MS	1737210000	4008190956684	H.11
VG M16-EXE SW	1737280000	4008190956752	H.10
VG M16-EXI BL	1737350000	4008190956820	H.10
VG M16-K67 4-8	1909670000	4032248536597	H.6
VG M16-K67 5-10	1909680000	4032248536603	H.6
VG M20 - K 68	1772300000	4032248129966	H.6
VG M20 - MS 68	1772220000	4032248129874	H.9
VG M20-EXE MS	1737220000	4008190956691	H.11
VG M20-EXE SW	1737290000	4008190956769	H.10
VG M20-EXI BL	1737360000	4008190956837	H.10
VG M20-K67 10-14	1909700000	4032248536627	H.6
VG M20-K67 6-12	1909690000	4032248536610	H.6
VG M25-1/K68	1909870000	4032248536795	H.6
VG M25-1/MS68	1909920000	4032248536849	H.9
VG M25-EXE MS	1737230000	4008190956707	H.11
VG M25-EXE SW	1737300000	4008190956776	H.10
VG M25-EXI BL	1737370000	4008190956844	H.10
VG M25-K67	1909710000	4032248536634	H.6
VG M32-1/K68	1909880000	4032248536801	H.6
VG M32-1/MS68	1909930000	4032248536856	H.9
VG M32-EXE MS	1737240000	4008190956714	H.11
VG M32-EXE SW	1737310000	4008190956783	H.10
VG M32-EXI BL	1737380000	4008190956851	H.10
VG M32-K67	1909720000	4032248536641	H.6
VG M40-1/K68	1909890000	4032248536818	H.6
VG M40-1/MS68	1909940000	4032248536863	H.9
VG M40-EXE MS	1737250000	4008190956721	H.11
VG M40-EXE SW	1737320000	4008190956790	H.10
VG M40-EXI BL	1737390000	4008190956868	H.10
VG M40-K67	1909730000	4032248536658	H.6
VG M50-1/K68	1909900000	4032248536825	H.6
VG M50-1/MS68	1909950000	4032248536870	H.9
VG M50-EXE MS	1737260000	4008190956738	H.11
VG M50-EXE SW	1737330000	4008190956806	H.10
VG M50-EXI BL	1737400000	4008190956882	H.10
VG M50-K67	1909740000	4032248536665	H.6
VG M63 - K 68	1772350000	4032248130016	H.6
VG M63 - MS 68	1772270000	4032248129928	H.9
VG M63-EXE MS	1737270000	4008190956745	H.11
VG M63-EXE SW	1737340000	4008190956813	H.10
VG M63-EXI BL	1737410000	4008190956905	H.10
VG M63-K67	1909750000	4032248536672	H.6
VG PG11-K67	1909780000	4032248536702	H.6
VG PG13,5-K67	1909790000	4032248536719	H.6
VG PG16-K67	1909800000	4032248536726	H.6
VG PG21-K67	1909810000	4032248536733	H.6
VG PG29-K67	1909820000	4032248536740	H.6
VG PG36-K67	1909830000	4032248536757	H.6
VG PG42-K67	1909840000	4032248536764	H.6
VG PG48-K67	1909850000	4032248536771	H.6
VG PG7-K67	1909760000	4032248536689	H.6
VG PG9-K67	1909770000	4032248536696	H.6
VGM12-K68 SKS	1776700000	4032248156122	H.7
VGM12-MS54 KB 5,0-7,0	1778410000	4032248161416	H.8
VGM12-MS54 KB 6,0-8,0	1778400000	4032248161409	H.8
VGM12-MS54 ZE 5,0-7,0	1778420000	4032248161430	H.9
VGM16-K68 SKS	1776710000	4032248156139	H.7
VGM16-MS54	1778390000	4032248161393	H.8
VGM16-MS54 ZE	1778440000	4032248161454	H.9
VGM20-K68 SKS 10,0-14,0	1776720000	4032248156146	H.7
VGM20-K68 SKS 6,0-12,0	1778860000	4032248161874	H.7
VGM20-MS54 KB 10,0-12,0	1778370000	4032248161379	H.8
VGM20-MS54 KB 8,0-10,0	1778380000	4032248161386	H.8
VGM20-MS54 ZE 6,0-11,5	1778450000	4032248161461	H.9
VGM20-MS54 ZE 6,0-13,5	1778460000	4032248161478	H.9
VGM25-K68 SKS	1776730000	4032248156153	H.7
VGM25-MS54 KB 12,0-14,0	1778360000	4032248161362	H.8
VGM25-MS54 KB 15,0-17,0	1778350000	4032248161355	H.8
VGM25-MS54 ZE 9,0-21,5	1778480000	4032248161492	H.9
VGM32-MS54	1778340000	4032248161348	H.8
VGM32-MS54 ZE	1778490000	4032248161508	H.9
VGM40-MS54	1778330000	4032248161331	H.8
VGM40-MS54 ZE	1778500000	4032248161515	H.9
VGM50-MS54 KB 31,0-33,0	1778320000	4032248161324	H.8
VGM50-MS54 KB 39,0-41,0	1778310000	4032248161317	H.8
VGM50-MS54 ZE 29,0-42,5	1778520000	4032248161539	H.9
VGM63-MS54	1778300000	4032248161102	H.8
VGM63-MS54 ZE	1778530000	4032248161546	H.9
VP 11-K54	0294860000	4008190147822	H.13
VP 11-MS65	0294800000	4008190143947	H.13
VP 13,5-K54	0294960000	4008190152659	H.13
VP 13,5-MS65	0294900000	4008190053383	H.13
VP 16-K54	0295060000	4008190170479	H.13
VP 16-MS65	0295000000	4008190001032	H.13
VP 21-K54	0295160000	4008190012007	H.13
VP 21-MS65	0295100000	4008190128593	H.13
VP 29-K54	0501160000	4008190174361	H.13
VP 29-MS65	0501100000	4008190126308	H.13
VP 36-K54	0501260000	4008190020972	H.13
VP 36-MS65	0501200000	4008190103378	H.13
VP 42-K54	0501360000	4008190020293	H.13
VP 42-MS65	0501300000	4008190007676	H.13
VP 48-K54	1719260000	4008190352516	H.13
VP 48-MS65	1719270000	4008190352523	H.13
VP 7-K54	1719250000	4008190352509	H.13
VP 7-MS65	0521600000	4008190011871	H.13
VP 9-K54	0294760000	4008190105884	H.13
VP 9-MS65	0294700000	4008190005887	H.13
VP M12 K54	1776930000	4032248156375	H.13
VP M12-MS65	1777720000	4032248157990	H.13
VP M16 K54	1776920000	4032248156368	H.13
VP M16-MS65	1777730000	4032248158003	H.13
VP M20 K54	1776910000	4032248156351	H.13
VP M20-MS65	1777740000	4032248158010	H.13
VP M25 K54	1776900000	4032248156344	H.13
VP M25-MS65	1777750000	4032248158027	H.13
VP M32 K54	1776940000	4032248156382	H.13
VP M32-MS65	1777760000	4032248158034	H.13
VP M40 K54	1776950000	4032248156399	H.13
VP M40-MS65	1777770000	4032248158041	H.13
VP M50 K54	1776960000	4032248156405	H.13
VP M50-MS65	1777780000	4032248158058	H.13
VP M63 K54	1776970000	4032248156412	H.13
VP M63-MS65	1777790000	4032248158065	H.13

Downloaded from Elcodis.com electronic components distributor

Order No.	EAN No.	Type	Page

0260000000

0260700000	4008190170523	VG 11-MS54	H.8
0260800000	4008190163716	VG 13,5-MS54	H.8
0260900000	4008190120528	VG 21-MS54	H.8
0261000000	4008190088378	VG 29-MS54	H.8
0261400000	4008190118624	VG 16-MS54	H.8
0261500000	4008190155438	VG 9-MS54	H.8

0290000000

0294700000	4008190005887	VP 9-MS65	H.13
0294760000	4008190105884	VP 9-K54	H.13
0294800000	4008190143947	VP 11-MS65	H.13
0294860000	4008190147822	VP 11-K54	H.13
0294900000	4008190053383	VP 13,5-MS65	H.13
0294960000	4008190152659	VP 13,5-K54	H.13
0295000000	4008190001032	VP 16-MS65	H.13
0295060000	4008190170479	VP 16-K54	H.13
0295100000	4008190128593	VP 21-MS65	H.13
0295160000	4008190012007	VP 21-K54	H.13

0330000000

0331500001	4008190055233	SF 10 BEZ. 1-10	B.122
0331500011	4008190067007	SF 10 BEZ. 11-20	B.122
0332300000	4008190012106	SO 10	B.122
0332400000	4008190105402	SF 10 BEZ. 0-9	B.122
0332500001	4008190158996	SG 10 BEZ. 1	B.122
0332500002	4008190156374	SG 10 BEZ. 2	B.122
0332500003	4008190117528	SG 10 BEZ. 3	B.122
0332500004	4008190076870	SG 10 BEZ. 4	B.122
0332500005	4008190156060	SG 10 BEZ. 5	B.122
0332500006	4008190007539	SG 10 BEZ. 6	B.122
0332500007	4008190013189	SG 10 BEZ. 7	B.122
0332500008	4008190018337	SG 10 BEZ. 8	B.122
0332500009	4008190142131	SG 10 BEZ. 9	B.122
0332501000	4008190093419	SG 10 BEZ. 0	B.122

0490000000

0495660000	4008190048518	MOFU 35	C.32
0497600000	4008190153700	VG 36-MS54	H.8
0497700000	4008190056582	VG 42-MS54	H.8

0500000000

0501100000	4008190126308	VP 29-MS65	H.13
0501160000	4008190174361	VP 29-K54	H.13
0501200000	4008190103378	VP 36-MS65	H.13
0501260000	4008190020972	VP 36-K54	H.13
0501300000	4008190007676	VP 42-MS65	H.13
0501360000	4008190020293	VP 42-K54	H.13

0520000000

0521500000	4008190017828	VG 7-MS54	H.8
0521600000	4008190011871	VP 7-MS65	H.13

1200000000

1200000000	4008190067564	HDC HE 6 MS	B.18
1200200000	4008190140021	HDC HE 6 FS	B.18
1200400000	4008190110864	HDC HE 6 MC	B.18
1200500000	4008190159627	HDC-C-HE-SM0.5AG	G.3
1200600000	4008190171308	HDC-C-HE-SM0.75-1.00AG	G.3
1200700000	4008190074920	HDC-C-HE-SM1.5AG	G.3
1200800000	4008190131913	HDC-C-HE-SM2.5AG	G.3
1200900000	4008190115906	HDC-C-HE-SM4.0AG	G.3
1201000000	4008190131678	HDC HE 6 FC	B.18
1201100000	4008190142698	HDC-C-HE-BM0.5AG	G.3
1201200000	4008190044480	HDC-C-HE-BM0.75-1.00AG	G.3
1201300000	4008190100346	HDC-C-HE-BM1.5AG	G.3
1201400000	4008190047078	HDC-C-HE-BM2.5AG	G.3
1201500000	4008190148096	HDC-C-HE-BM4.0AG	G.3
1202100000	4008190149369	HDC 06B ALU	D.11
1202100000	4008190149369	HDC-HB-6-AVL	B.113
1202500000	4008190889920	HDC 06B ADLU	D.11
1202500000	4008190889920	HDC-HB-6-ADVL	B.113
1203600000	4008190120047	SPB-M 3	G.12
1203900000	4008190169916	HDC HE 10 MS	B.20
1204100000	4008190170172	HDC HE 10 FS	B.20
1204300000	4008190068318	HDC HE 10 MC	B.20
1204400000	4008190062699	HDC HE 10 FC	B.20
1205000000	4008190872960	HDC 10B ABU	D.13
1205000000	4008190872960	HDC-HB-10-AVU	B.115
1205600000	4008190153649	HDC 10B ADBO	D.16
1206100000	4008190881344	HDC 10B ALU	D.15
1206500000	4008190877484	HDC 10B ADLU	D.15
1207500000	4008190154790	HDC HE 16 MS	B.22
1207500000	4008190154790	HDC HE 16 MS	B.26
1207700000	4008190136383	HDC HE 16 FS	B.22
1207700000	4008190136383	HDC HE 16 FS	B.26
1207900000	4008190171698	HDC HE 16 MC	B.22
1207900000	4008190171698	HDC HE 16 MC	B.26
1208000000	4008190015978	HDC HE 16 FC	B.22
1208000000	4008190015978	HDC HE 16 FC	B.26
1208600000	4008190881351	HDC 16B ABU	D.21
1208600000	4008190881351	HDC-HB-16-AVU	B.117
1209200000	4008190871130	HDC 16B ADBO	D.25
1209700000	4008190000134	HDC 16B ALU	D.23

1210000000

1210100000	4008190050924	HDC 16B ADLU	D.23
1211100000	4008190181703	HDC HE 24 MS	B.24
1211100000	4008190181703	HDC HE 24 MS	B.28
1211300000	4008190067298	HDC HE 24 FS	B.24
1211300000	4008190067298	HDC HE 24 FS	B.28
1211500000	4008190042097	HDC HE 24 MC	B.24
1211500000	4008190042097	HDC HE 24 MC	B.28
1211600000	4008190033200	HDC HE 24 FC	B.24
1211600000	4008190033200	HDC HE 24 FC	B.28
1212400000	4008190083939	HDC 24B ABU	D.31
1212400000	4008190083939	HDC-HB-24-AVU	B.119
1213300000	4008190871147	HDC 24B ADBO	D.34
1213900000	4008190176303	HDC 24B ALU	D.33
1214300000	4008190083090	HDC 24B ADLU	D.33
1214500000	4008190153021	HDC 24B SDLU 2PG21G	D.33
1215700000	4008190056360	HDC HE 16 MS 17-32	B.26
1216100000	4008190055295	HDC HE 16 FS 17-32	B.26
1216500000	4008190040895	HDC HE 16 MC 17-32	B.26
1216700000	4008190073091	HDC HE 16 FC 17-32	B.26
1217300000	4008190169497	HDC 32B TOBU 1PG29V	D.38
1217800000	4008190148393	HDC 32B ABU	D.39
1218800000	4008190070557	HDC 32B ADBO	D.42
1219300000	4008190164652	HDC 32B TSLU 1PG29V	D.40
1219500000	4008190011826	HDC 32B ALU	D.41
1219800000	4008190111090	HDC 32B ADLU	D.41

1220000000

1220800000	4008190168896	HDC HE 24 MS 25-48	B.28
1221200000	4008190014896	HDC HE 24 FS 25-48	B.28
1222900000	4008190138004	HDC 48B ADLU	D.43
1226400000	4008190061104	HDC HE 24 MC 25-48	B.28
1226600000	4008190165567	HDC HE 24 FC 25-48	B.28

1470000000

1471300000	4008190017354	DSTV COST4	G.12
1471500000	4008190178543	DSTV COBU5	G.12

1490000000

1490500000	4008190024772	VG 9-EXE SW	H.10
1490600000	4008190116422	VG 11-EXE SW	H.10
1490700000	4008190099213	VG 13,5-EXE SW	H.10
1490800000	4008190044824	VG 16-EXE SW	H.10
1490900000	4008190108779	VG 21-EXE SW	H.10
1491000000	4008190048808	VG 29-EXE SW	H.10
1491100000	4008190139728	VG 36-EXE SW	H.10
1491200000	4008190121563	VG 42-EXE SW	H.10
1491300000	4008190065898	VG 9-EXI BL	H.10
1491400000	4008190092955	VG 11-EXI BL	H.10
1491500000	4008190082024	VG 13,5-EXI BL	H.10
1491600000	4008190188580	VG 16-EXI BL	H.10
1491700000	4008190187453	VG 21-EXI BL	H.10
1491800000	4008190150150	VG 29-EXI BL	H.10
1491900000	4008190002893	VG 36-EXI BL	H.10
1492000000	4008190145545	VG 42-EXI BL	H.10
1497600000	4008190136406	HDC 04A ALU	D.7
1498100000	4008190048747	HDC HA 3 MS	B.4
1498200000	4008190176556	HDC HA 3 FS	B.4
1498300000	4008190006471	HDC HA 4 MS	B.6
1498400000	4008190178741	HDC HA 4 FS	B.6
1498700000	4008190035136	HDC HSB 6 MS	B.88
1498700000	4008190035136	HDC HSB 6 MS	B.90
1498800000	4008190071875	HDC HSB 6 MS 7 - 12	B.90
1498900000	4008190071417	HDC HSB 6 FS	B.88
1498900000	4008190071417	HDC HSB 6 FS	B.90
1499000000	4008190006082	HDC HSB 6 FS 7 - 12	B.90

1560000000

1566330000	4008190066093	DSTV-HD-BR 16 AU	B.122
1566350000	4008190071103	DSTV-HD-BR 40 AU	B.126
1566360000	4008190119898	DSTV-HD-BR 64 AU	B.128
1566370000	4008190130404	DSTV-HD-SR 16 AU	B.122
1566390000	4008190089009	DSTV-HD-SR 40 AU	B.126
1566400000	4008190002282	DSTV-HD-SR 64 AU	B.128
1566420000	4008190059132	DSTV-HD-BL 24 AU	B.124
1566430000	4008190186128	DSTV-HD-BL 40 AU	B.126
1566440000	4008190050726	DSTV-HD-BL 64 AU	B.128
1566450000	4008190187187	DSTV-HD-SL 16 AU	B.122
1566470000	4008190088385	DSTV-HD-SL 40 AU	B.126
1566480000	4008190041878	DSTV-HD-SL 64 AU	B.128
1566650000	4008190047528	DSTV-HD-BR 16 SN	B.122
1566660000	4008190178451	DSTV-HD-BR 24 SN	B.124
1566670000	4008190046859	DSTV-HD-BR 40 SN	B.126
1566680000	4008190186845	DSTV-HD-BR 64 SN	B.128
1566700000	4008190130596	DSTV-HD-SR 24 SN	B.124
1566710000	4008190069995	DSTV-HD-SR 40 SN	B.126
1566720000	4008190092108	DSTV-HD-SR 64 SN	B.128
1566730000	4008190076030	DSTV-HD-BL 16 SN	B.122
1566740000	4008190143213	DSTV-HD-BL 24 SN	B.124
1566750000	4008190171810	DSTV-HD-BL 40 SN	B.126
1566760000	4008190128906	DSTV-HD-BL 64 SN	B.128
1566790000	4008190097653	DSTV-HD-SL 40 SN	B.126
1566800000	4008190103286	DSTV-HD-SL 64 SN	B.128
1568970000	4008190175580	VG 7-K68	H.6
1568980000	4008190136673	VG 9-K68	H.6
1568990000	4008190178123	VG 11-K68	H.6
1569000000	4008190094522	VG 13,5-K68	H.6
1569010000	4008190004460	VG 16-K68	H.6
1569020000	4008190032234	VG 21-K68	H.6
1569030000	4008190142872	VG 29-K68	H.6
1569040000	4008190024833	VG 36-K68	H.6
1569050000	4008190178932	VG 42-K68	H.6
1569060000	4008190107055	VG 7-MS68	H.9
1569070000	4008190116262	VG 9-MS68	H.9
1569080000	4008190088231	VG 11-MS68	H.9
1569090000	4008190177089	VG 13,5-MS68	H.9
1569100000	4008190051969	VG 16-MS68	H.9
1569110000	4008190168469	VG 21-MS68	H.9
1569120000	4008190176419	VG 29-MS68	H.9
1569130000	4008190148263	VG 36-MS68	H.9
1569140000	4008190010515	VG 42-MS68	H.9
1569360000	4008190011550	VG 7-EXE SW	H.10
1569370000	4008190068035	VG 7-EXI BL	H.10

1590000000

1595220000	4008190013226	DSTV TS 6-24	G.14
1595240000	4008190057596	DSTV TS 10-24 VH	G.14

1600000000

1601710000	4008190154769	HDC HD 40 MC	B.54
1601710000	4008190154769	HDC HD 40 MC	B.60
1601720000	4008190125073	HDC HD 64 MC	B.58
1601720000	4008190125073	HDC HD 64 MC	B.62
1601730000	4008190022006	HDC HD 40 FC	B.54
1601730000	4008190022006	HDC HD 40 FC	B.60
1601740000	4008190001193	HDC HD 64 FC	B.58
1601740000	4008190001193	HDC HD 64 FC	B.62
1601750000	4008190134280	HDC-C-HD-SM0.75-1.00AG	G.3
1601750000	4008190134280	HDC-C-HD-SM0.75-1.00AG	G.5
1601760000	4008190158354	HDC-C-HD-BM0.75-1.00AG	G.3
1601760000	4008190158354	HDC-C-HD-BM0.75-1.00AG	G.5

1650000000

1650570000	4008190870942	HDC HD 7 MC	B.42
1650580000	4008190299255	HDC HD 7 FC	B.42
1650590000	4008190299262	HDC HD 8 MC	B.44
1650600000	4008190870959	HDC HD 8 FC	B.44
1650610000	4008190299286	HDC HA 10 MS	B.8
1650620000	4008190299293	HDC HA 10 FS	B.8
1650650000	4008190299323	HDC HD 15 MC	B.46
1650660000	4008190299330	HDC HD 15 FC	B.46
1650710000	4008190437909	HDC HD 16 MC	B.48
1650720000	4008190437954	HDC HD 16 FC	B.48
1650770000	4008190299392	HDC HA 16 MS	B.10
1650770000	4008190299392	HDC HA 16 MS	B.12
1650770000	4008190299392	HDC HA 16 MS	B.14
1650780000	4008190299408	HDC HA 16 FS	B.10
1650780000	4008190299408	HDC HA 16 FS	B.12
1650780000	4008190299408	HDC HA 16 FS	B.14
1650810000	4008190299439	HDC HD 25 MC	B.52
1650810000	4008190299439	HDC HD 25 MC	B.56
1650820000	4008190299446	HDC HD 25 FC	B.52
1650820000	4008190299446	HDC HD 25 FC	B.56
1650850000	4008190299453	HDC 48B TSLU 1PG29G	D.43
1650860000	4008190299460	HDC 48B TSLU 1PG36G	D.43
1650870000	4008190299477	HDC HD 24 MC	B.50
1650880000	4008190299484	HDC HA 16 MS 17-32	B.12
1650880000	4008190299484	HDC HA 16 MS 17-32	B.14
1650890000	4008190299491	HDC HD 24 FC	B.50
1650900000	4008190299514	HDC HA 16 FS 17-32	B.12
1650900000	4008190299514	HDC HA 16 FS 17-32	B.14
1650980000	4008190299606	HDC 48B TOLU 1PG29G	D.43
1650990000	4008190299613	HDC HA 16 MS 33-48	B.14
1651000000	4008190299620	HDC 48B TOLU 1PG36G	D.43
1651020000	4008190299644	HDC HA 16 FS 33-48	B.14
1651100000	4008190299705	HDC 48B SLU 1PG29G	D.43
1651150000	4008190299750	HDC HDD 24 MC	B.66
1651160000	4008190299767	HDC HDD 24 FC	B.66
1651170000	4008190299774	HDC HDD 42 MC	B.68
1651180000	4008190299781	HDC HDD 42 FC	B.68
1651190000	4008190299798	HDC HDD 72 MC	B.70
1651190000	4008190299798	HDC HDD 72 MC	B.74
1651200000	4008190299804	HDC HDD 72 FC	B.70
1651200000	4008190299804	HDC HDD 72 FC	B.74
1651210000	4008190299811	HDC HDD 108 MC	B.72
1651210000	4008190299811	HDC HDD 108 MC	B.76
1651220000	4008190299828	HDC HDD 108 FC	B.72
1651220000	4008190299828	HDC HDD 108 FC	B.76
1651240000	4008190299842	HDC HDD 144 MC	B.74
1651260000	4008190299866	HDC HDD 144 FC	B.74
1651280000	4008190299880	HDC HDD 216 MC	B.76

Downloaded from Elcodis.com electronic components distributor

Order No.	EAN No.	Type	Page
1651300000	4008190299903	HDC HDD 216 FC	B.76
1651310000	4008190299910	HDC HVE 3+2 MS	B.80
1651320000	4008190299927	HDC HVE 3+2 FS	B.80
1651330000	4008190299934	HDC HVE 6+2 MS	B.82
1651340000	4008190299941	HDC HVE 6+2 FS	B.82
1651350000	4008190299958	HDC HVE 10+2 MS	B.84
1651360000	4008190299965	HDC HVE 10+2 FS	B.84
1651420000	4008190400095	HDC-C-HE-SM0.5AU	G.3
1651430000	4008190400101	HDC-C-HE-SM0.75-1.00AU	G.3
1651440000	4008190400118	HDC-C-HE-SM1.5AU	G.3
1651450000	4008190400125	HDC-C-HE-SM2.5AU	G.3
1651460000	4008190400132	HDC-C-HE-SM4.0AU	G.3
1651470000	4008190400149	HDC-C-HE-BM0.5AU	G.3
1651480000	4008190400156	HDC-C-HE-BM0.75-1.00AU	G.3
1651490000	4008190400163	HDC-C-HE-BM1.5AU	G.3
1651500000	4008190400170	HDC-C-HE-BM2.5AU	G.3
1651510000	4008190400187	HDC-C-HE-BM4.0AU	G.3
1651520000	4008190400194	HDC-C-HD-SM0.14-0.37AG	G.3
1651520000	4008190400194	HDC-C-HD-SM0.14-0.37AG	G.5
1651530000	4008190400200	HDC-C-HD-SM0.5AG	G.3
1651530000	4008190400200	HDC-C-HD-SM0.5AG	G.5
1651550000	4008190400224	HDC-C-HD-SM1.5AG	G.3
1651550000	4008190400224	HDC-C-HD-SM1.5AG	G.5
1651560000	4008190400231	HDC-C-HD-SM2.5AG	G.3
1651560000	4008190400231	HDC-C-HD-SM2.5AG	G.5
1651570000	4008190400248	HDC-C-HD-BM0.14-0.37AG	G.3
1651570000	4008190400248	HDC-C-HD-BM0.14-0.37AG	G.5
1651580000	4008190400255	HDC-C-HD-BM0.5AG	G.3
1651580000	4008190400255	HDC-C-HD-BM0.5AG	G.5
1651600000	4008190400279	HDC-C-HD-BM1.5AG	G.3
1651600000	4008190400279	HDC-C-HD-BM1.5AG	G.5
1651610000	4008190400286	HDC-C-HD-BM2.5AG	G.3
1651610000	4008190400286	HDC-C-HD-BM2.5AG	G.5
1651620000	4008190400293	HDC-C-HD-SM0.14-0.37AU	G.3
1651620000	4008190400293	HDC-C-HD-SM0.14-0.37AU	G.5
1651630000	4008190400309	HDC-C-HD-SM0.5AU	G.3
1651630000	4008190400309	HDC-C-HD-SM0.5AU	G.5
1651640000	4008190400316	HDC-C-HD-SM0.75-1.00AU	G.3
1651640000	4008190400316	HDC-C-HD-SM0.75-1.00AU	G.5
1651650000	4008190400323	HDC-C-HD-SM1.5AU	G.3
1651650000	4008190400323	HDC-C-HD-SM1.5AU	G.5
1651660000	4008190400330	HDC-C-HD-SM2.5AU	G.3
1651660000	4008190400330	HDC-C-HD-SM2.5AU	G.5
1651670000	4008190400347	HDC-C-HD-BM0.14-0.37AU	G.3
1651670000	4008190400347	HDC-C-HD-BM0.14-0.37AU	G.5
1651680000	4008190400354	HDC-C-HD-BM0.5AU	G.3
1651680000	4008190400354	HDC-C-HD-BM0.5AU	G.5
1651690000	4008190400361	HDC-C-HD-BM0.75-1.00AU	G.3
1651690000	4008190400361	HDC-C-HD-BM0.75-1.00AU	G.5
1651700000	4008190400378	HDC-C-HD-BM1.5AU	G.3
1651700000	4008190400378	HDC-C-HD-BM1.5AU	G.5
1651710000	4008190400385	HDC-C-HD-BM2.5AU	G.3
1651710000	4008190400385	HDC-C-HD-BM2.5AU	G.5
1652380000	4008190402457	HDC 07A TOLU 1PG11G	D.4
1652400000	4008190402495	HDC 07A TWLU 1PG11G	D.4
1652410000	4008190402488	HDC 07A ALU	D.5
1652420000	4008190402471	HDC 07A AWLU	D.5
1652440000	4008190402518	HDC 07A SLU 1PG11S	D.5
1652460000	4008190402532	HDC 07A KOLU 1PG11G	D.5
1652470000	4008190402549	HDC 04A TOLU 1PG11G	D.6
1652480000	4008190402556	HDC 04A TWLU 1PG11G	D.6
1652490000	4008190402563	HDC 04A SLU 1PG11G	D.7
1652500000	4008190402570	HDC 04A KOLU 1PG11G	D.7
1652520000	4008190402594	HDC 06B TSLU 1PG16G	D.10
1652560000	4008190402631	HDC 16D TSLU 1PG21G	D.10
1652580000	4008190402655	HDC 16D TSLU 1PG29G	D.10
1652640000	4008190402716	HDC 06B TOLU 1PG16G	D.10
1652680000	4008190402754	HDC 16D TOLU 1PG21G	D.10
1652700000	4008190402778	HDC 16D TOLU 1PG29G	D.10
1652750000	4008190402822	HDC 06B SLU 1PG16G	D.11
1652760000	4008190402839	HDC 06B SLU 2PG16G	D.11
1652840000	4008190402914	HDC 16D SLU 2PG21G	D.11
1652980000	4008190403058	HDC 06B SDLU 1PG16G	D.11
1652990000	4008190403065	HDC 06B SDLU 2PG16G	D.11
1653200000	4008190403270	HDC 06B KLU 1PG16G	D.11
1653230000	4008190403300	HDC 16D KLU 1/21V	D.11
1654070000	4008190406899	HDC 10B TSBU 1PG16G	D.12
1654090000	4008190406912	HDC 10B TSBU 1PG21G	D.12
1654150000	4008190406974	HDC 24D TSBU 1PG21G	D.12
1654170000	4008190406998	HDC 24D TSBU 1PG29G	D.12
1654220000	4008190407049	HDC 10B TOBU 1PG16G	D.12
1654240000	4008190407063	HDC 10B TOBU 1PG21G	D.12
1654320000	4008190407148	HDC 24D TOBU 1PG29G	D.12
1654370000	4008190407193	HDC 10B SBU 1PG16G	D.13
1654380000	4008190407209	HDC 10B SBU 2PG16G	D.13
1654450000	4008190407278	HDC 24D SBU 2PG21G	D.13
1654470000	4008190407292	HDC 24D SBU 1PG29G	D.13
1654580000	4008190407407	HDC 10B KBU 1PG16G	D.13
1654750000	4008190407759	HDC 10B TSBO 1PG16G	D.16
1654790000	4008190407797	HDC 24D TSBO 1PG21G	D.16
1654810000	4008190407810	HDC 24D TSBO 1PG16G	D.16
1654860000	4008190407865	HDC 10B TOBO 1PG16G	D.16
1654920000	4008190407926	HDC 24D TOBO 1PG29G	D.16
1655000000	4008190408008	HDC 10B SDBO 2PG16G	D.16
1655210000	4008190408213	HDC 10B TSLU 1PG16G	D.14
1655250000	4008190408251	HDC 24D TSLU 1PG21G	D.14
1655270000	4008190408275	HDC 24D TSLU 1PG29G	D.14
1655320000	4008190408329	HDC 10B TOLU 1PG16G	D.14
1655360000	4008190408367	HDC 24D TOLU 1PG21G	D.14
1655380000	4008190408381	HDC 24D TOLU 1PG29G	D.14
1655470000	4008190408480	HDC 10B SLU 2PG16G	D.15
1655680000	4008190408701	HDC 10B SDLU 2PG16G	D.15
1655890000	4008190408916	HDC 10B KLU 1PG16G	D.15
1656390000	4008190409401	KV 11-M	H.8
1656400000	4008190409418	KV 13-M	H.8
1656410000	4008190409425	KV 16-M	H.8
1656420000	4008190409432	KV 21-M	H.8
1656430000	4008190409449	KV 29-M	H.8
1656450000	4008190409463	KV 42-M	H.8
1656480000	4008190409494	HDC 16B TSBU 1PG21G	D.20
1656520000	4008190409531	HDC 40D TSBU 1PG21G	D.20
1656540000	4008190409555	HDC 40D TSBU 1PG29G	D.20
1656590000	4008190409609	HDC 16B TOBU 1PG21G	D.20
1656630000	4008190409647	HDC 40D TOBU 1PG21G	D.20
1656650000	4008190409661	HDC 40D TOBU 1PG29G	D.20
1656720000	4008190409739	HDC 16B SBU 1PG21G	D.21
1656730000	4008190409746	HDC 16B SBU 2PG21G	D.21
1656810000	4008190409821	HDC 40D SBU 2PG21G	D.21
1656830000	4008190409845	HDC 40D SBU 1PG29G	D.21
1656840000	4008190409852	HDC 40D SBU 2PG29G	D.21
1657270000	4008190410322	HDC 16B KBU 1PG21G	D.21
1657310000	4008190410360	HDC 40D KBU 1PG21G	D.21
1657380000	4008190410438	HDC 16B TSBO 1PG21G	D.24
1657420000	4008190410476	HDC 40D TSBO 1PG21G	D.24
1657490000	4008190410544	HDC 16B TOBO 1PG21G	D.24
1657550000	4008190410605	HDC 40D TOBO 1PG29G	D.24
1657640000	4008190410698	HDC 16B SDBO 2PG21G	D.25
1657850000	4008190410902	HDC 16B TSLU 1PG21G	D.22
1657890000	4008190410933	HDC 40D TSLU 1PG21G	D.22
1657910000	4008190410964	HDC 40D TSLU 1PG29G	D.22
1657960000	4008190411015	HDC 16B TOLU 1PG21G	D.22
1658020000	4008190411077	HDC 40D TOLU 1PG29G	D.22
1658110000	4008190411169	HDC 16B SLU 1PG21G	D.23
1658120000	4008190411176	HDC 16B SLU 2PG21G	D.23
1658320000	4008190411374	HDC 16B SDLU 1PG21G	D.23
1658330000	4008190411381	HDC 16B SDLU 2PG21G	D.23
1658410000	4008190411459	HDC 40D SDLU 1PG29G	D.23

1660000000

1661230000	4008190417789	HDC 24B TSBU 1PG21G	D.30
1661240000	4008190417796	HDC 24B TSBU 1PG29G	D.30
1661300000	4008190417857	HDC 64D TSBU 1PG21G	D.30
1661320000	4008190417871	HDC 64D TSBU 1PG29G	D.30
1661370000	4008190417925	HDC 24B TOBU 1PG21G	D.30
1661380000	4008190417932	HDC 24B TOBU 1PG29G	D.30
1661440000	4008190417994	HDC 64D TOBU 1PG21G	D.30
1661460000	4008190418014	HDC 64D TOBU 1PG29G	D.30
1661510000	4008190418069	HDC 24B SBU 1PG21G	D.31
1661520000	4008190418076	HDC 24B SBU 2PG21G	D.31
1661590000	4008190418144	HDC 64D SBU 2PG21G	D.31
1661630000	4008190418182	HDC 64D SBU 2PG29G	D.31
1661720000	4008190418274	HDC 24B KBU 1PG21G	D.31
1661730000	4008190418281	HDC 24B KBU 1PG29G	D.31
1661810000	4008190418359	HDC 64D KBU 1PG29G	D.31
1661860000	4008190418397	HDC 24B TSBO 1PG21G	D.34
1661880000	4008190418410	HDC 24B TSBO 1PG29G	D.34
1661940000	4008190418472	HDC 64D TSBO 1PG21G	D.34
1661960000	4008190418496	HDC 64D TSBO 1PG29G	D.34
1662020000	4008190418540	HDC 24B TOBO 1PG29G	D.34
1662080000	4008190418601	HDC 64D TOBO 1PG21G	D.34
1662100000	4008190418625	HDC 64D TOBO 1PG29G	D.34
1662180000	4008190418700	HDC 24B SDBO 2PG21G	D.34
1662280000	4008190418809	HDC 64D SDBO 1PG29G	D.34
1662390000	4008190418915	HDC 24B TSLU 1PG21G	D.32
1662410000	4008190418939	HDC 24B TSLU 1PG29G	D.32
1662470000	4008190418991	HDC 64D TSLU 1PG21G	D.32
1662490000	4008190419011	HDC 64D TSLU 1PG29G	D.32
1662540000	4008190419066	HDC 24B TOLU 1PG21G	D.32
1662550000	4008190419073	HDC 24B TOLU 1PG29G	D.32
1662610000	4008190419134	HDC 64D TOLU 1PG21G	D.32
1662630000	4008190419158	HDC 64D TOLU 1PG29G	D.32
1662720000	4008190419240	HDC 24B SLU 2PG21G	D.33
1663040000	4008190419561	HDC 64D SDLU 2PG29G	D.33
1663810000	4008190420505	HDC 10A TSLU 1PG16G	D.8
1663850000	4008190420543	HDC 15A TSLU 1PG16G	D.8
1663870000	4008190420567	HDC 15A TSLU 1PG21G	D.8
1663930000	4008190420628	HDC 10A TOLU 1PG16G	D.8
1663990000	4008190420680	HDC 15A TOLU 1PG21G	D.8
1664040000	4008190420734	HDC 10A ALU	D.9
1664060000	4008190420758	HDC 10A ADLU	D.9
1664170000	4008190420864	HDC 10A SLU 1PG16G	D.9
1664190000	4008190420888	HDC 10A SLU 2PG16G	D.9
1664210000	4008190420901	HDC 10A SLU 1PG21G	D.9
1664330000	4008190421021	ABD-2-GR	G.13
1664350000	4008190421045	ABD-3-GR	G.13
1664370000	4008190421069	ABD-5-GR	G.13
1664390000	4008190421083	ABD-6-GR	G.13
1664410000	4008190421106	HDC 10A SDLU 1PG16G	D.9
1664420000	4008190421113	HDC 10A SDLU 2PG16G	D.9
1664560000	4008190421250	HDC 10A KLU 1/PG16G	D.9
1664630000	4008190421328	HDC 15A KLU 1PG21G	D.9
1664690000	4008190421397	HDC 16A TSLU 1PG16G	D.18
1664730000	4008190421434	HDC 25A TSLU 1PG16G	D.18
1664750000	4008190421458	HDC 25A TSLU 1PG21G	D.18
1664810000	4008190421519	HDC 16A TOLU 1PG16G	D.18
1664870000	4008190421571	HDC 25A TOLU 1PG21G	D.18
1664920000	4008190421625	HDC 16A ALU	D.19
1664940000	4008190421649	HDC 16A ADLU	D.19
1664960000	4008190421663	ABD-8-OR	G.13
1664970000	4008190421670	ABD-8-GR	G.13
1664980000	4008190421687	ADP-8/3-OR	G.13
1664990000	4008190421694	ADP-8/3-GR	G.13
1665000000	4008190421700	ADP-8/4-OR	G.13
1665010000	4008190421717	ADP-8/4-GR	G.13
1665020000	4008190421724	ADP-8/6-OR	G.13
1665030000	4008190421731	ADP-8/6-GR	G.13
1665070000	4008190421779	HDC 16A SLU 2PG16G	D.19
1665090000	4008190421793	HDC 16A SLU 1PG21G	D.19
1665200000	4008190421908	HDC 06B DODL 2BO	D.11
1665210000	4008190421915	HDC 06B DMDL 1LB	D.10
1665230000	4008190421939	HDC 10B DODQ 4BO	D.13
1665240000	4008190421946	HDC 10B DMDQ 2QB	D.12
1665250000	4008190421953	HDC 10B DMDQ 4BO	D.16
1665260000	4008190421960	HDC 16B DODQ 4BO	D.21
1665270000	4008190421977	HDC 16B DMDQ 2QB	D.20
1665300000	4008190422004	HDC 16A SDLU 2PG16	D.19
1665450000	4008190422158	HDC 16A KLU 1PG16G	D.19
1665620000	4008190422646	HDC 16B DMDQ 4BO	D.24
1665630000	4008190422653	HDC 24B DODQ 4BO	D.31
1665640000	4008190422660	HDC 24B DMDQ 2QB	D.30
1665650000	4008190422677	HDC 24B DMDQ 4BO	D.34
1665670000	4008190422691	HDC 32A TSBU 1PG21G	D.26
1665690000	4008190422714	HDC 32A TSBU 1PG29G	D.26
1665740000	4008190422769	HDC 04A DODL 2BO	D.7
1665750000	4008190422776	HDC 04A DMDL 2BO	D.7
1665760000	4008190422783	HDC 07A DODL 2BO	D.5
1665770000	4008190422790	HDC 07A DMDL 2BO	D.5
1665790000	4008190422813	HDC 32A TOBU 1PG21G	D.26
1665810000	4008190422837	HDC 32A TOBU 1PG29G	D.26
1665860000	4008190871253	HDC 32A ABU	D.27
1665880000	4008190422912	HDC 10A DMDL 2BO	D.9
1665890000	4008190422929	HDC 10A DODL 1LB	D.8
1665900000	4008190422936	HDC 16A DODL 1LB	D.18
1665910000	4008190422943	HDC 16A DMDL 2BO	D.19
1665920000	4008190422950	HDC 32A DODQ 4BO	D.28
1665930000	4008190422967	HDC 32A DMDQ 2QB	D.28
1665940000	4008190422974	ADS/6-1/9	G.13
1665950000	4008190422981	ADS/6-2/9	G.13
1665980000	4008190423018	HDC 32A SBU 2PG21G	D.27
1666010000	4008190423049	HDC 32A SBU 1PG29G	D.27
1666200000	4008190423247	ADS/6-1/15	G.13
1666210000	4008190423254	ADS/6-2/15	G.13
1666220000	4008190423261	ADS/10-1/25	G.13
1666230000	4008190423278	ADS/10-2/25	G.13
1666270000	4008190423315	HDC 32A TSBO 1PG29G	D.28
1666320000	4008190423377	ADS/16-1/25	G.13
1666330000	4008190423384	ADS/16-2/25	G.13
1666340000	4008190423391	ADS/16-1/37	G.13
1666350000	4008190423407	ADS/16-2/37	G.13
1666460000	4008190423575	ADS/16-1/50	G.13
1666550000	4008190423674	HDC 32A SDBO 1PG21G	D.28
1666590000	4008190423711	HDC 32A SDBO 1PG29G	D.28
1666710000	4008190448127	HDC 48A TSLU 1PG29G	D.36
1666730000	4008190423841	HDC 48A TOLU 1PG29G	D.36
1666740000	4008190423858	HDC 48A ALU	D.37
1666750000	4008190423865	HDC 48A ADLU	D.37
1666770000	4008190423889	HDC 48A SLU 1PG29G	D.37
1666810000	4008190423926	HDC 48A SDLU 1PG29G	D.37
1666840000	4008190424046	HDC 32B TSBU 1PG29G	D.38
1666870000	4008190424077	HDC 32B TOBU 1PG29G	D.38
1666920000	4008190424121	HDC 32B SBU 2PG29G	D.39
1667120000	4008190424329	HDC 32B TSLU 1PG29G	D.40
1667560000	4008190424763	HDC 48B SDLU 2PG29G	D.43

1670000000

1670470000	4008190431556	HDC 48B TSLU 1PG42G	D.43
1670500000	4008190431587	HDC 06B TOLU 1PG13G	D.10
1670530000	4008190431617	HDC 06B TSLU 1PG13G	D.10

1680000000

1682260000	4008190473990	HDC-C-M3-SM4.0AG	G.4
1682270000	4008190474003	HDC-C-M3-BM4.0AG	G.4
1682280000	4008190474010	HDC-C-M3-SM6.0AG	G.4
1682290000	4008190474027	HDC-C-M3-BM6.0AG	G.4
1682300000	4008190474034	HDC-C-M3-SM10.0AG	G.4
1682310000	4008190474041	HDC-C-M3-BM10.0AG	G.4
1682340000	4008190474072	HDC-C-M5-SM0.75-1.0AG	G.4
1682350000	4008190474089	HDC-C-M5-BM0.75-1.0AG	G.4
1682360000	4008190474096	HDC-C-M5-SM1.5AG	G.4
1682370000	4008190474102	HDC-C-M5-BM1.5AG	G.4
1682380000	4008190474119	HDC-C-M5-SM2.5AG	G.4
1682390000	4008190474126	HDC-C-M5-BM2.5AG	G.4
1682400000	4008190474133	HDC-C-M5-SM4.0AG	G.4
1682410000	4008190474140	HDC-C-M5-BM4.0AG	G.4
1682420000	4008190859930	HDC-C-M20-SCG0.08-0.2AU	G.5
1682430000	4008190859954	HDC-C-M20-BCG0.08-0.2AU	G.5
1682440000	4008190859947	HDC-C-M20-SCG0.2-0.52AU	G.5
1682450000	4008190859961	HDC-C-M20-BCG0.2-0.52AU	G.5
1686380001	4008190493929	LM MT300 20X8 SI	G.9
1686381044	4008190493936	LM MT300 20X8 WS	G.9
1686381687	4008190493943	LM MT300 20X8 GE	G.9
1688200000	4008190857189	HDC-DW-M0D	G.11

Downloaded from Elcodis.com electronic components distributor

Order No.	EAN No.	Type	Page

1690000000

1698120000	4008190885038	HDC-C-M3-SM1.5AG	G.4
1698130000	4008190885045	HDC-C-M3-BM1.5AG	G.4
1698140000	4008190885052	HDC-C-M3-SM2.5AG	G.4
1698150000	4008190885069	HDC-C-M3-BM2.5AG	G.4

1700000000

1700890000	4008190900144	HDC-CM-3/CZTB0002	G.10
1700890000	4008190900144	HDC-CM-3/CZTB0002	G.4
1700900000	4008190900151	HDC-CM-20/CZC9428P	C.8
1700900000	4008190900151	HDC-CM-20/CZC9428P	G.10
1700900000	4008190900151	HDC-CM-20/CZC9428P	G.5

1710000000

1712460000	4008190944032	HDC-KIT-HE 06.100	F.9
1712510000	4008190947736	HDC-KIT-HE 10.110	F.11
1712520000	4008190947743	HDC-KIT-HE 16.120	F.13
1712530000	4008190947750	HDC-KIT-HE 24.130	F.15
1712540000	4008190947767	HDC-KIT-HE 32.140	F.17
1712550000	4008190947774	HDC-KIT-HE 48.150	F.19
1712560000	4008190947781	HDC-KIT-HA 03.300	F.5
1712570000	4008190947798	HDC-KIT-HA 03.301	F.5
1712580000	4008190947804	HDC-KIT-HA 03.302	F.5
1712590000	4008190947811	HDC-KIT-HA 04.400	F.7
1712600000	4008190947828	HDC-KIT-HA 04.401	F.7
1712610000	4008190947835	HDC-KIT-HA 04.402	F.7
1712630000	4008190947866	HDC-KIT-HA 03.404	F.5
1712650000	4008190947880	HDC-KIT-HA 04.406	F.7
1712660000	4008190947897	HDC-KIT-HE 06.101	F.9
1712670000	4008190947903	HDC-KIT-HE 10.111	F.11
1712680000	4008190947910	HDC-KIT-HE 16.121	F.13
1712690000	4008190947927	HDC-KIT-HE 24.131	F.15
1712700000	4008190947934	HDC-KIT-HE 06.200	F.9
1712710000	4008190947941	HDC-KIT-HE 10.210	F.11
1712720000	4008190947958	HDC-KIT-HE 16.220	F.13
1712730000	4008190947965	HDC-KIT-HE 24.230	F.15
1718770000	4008190351977	VG 48-K68	H.6
1718780000	4008190352004	VG 48-MS54	H.8
1718790000	4008190352011	VG 48-MS68	H.9
1718800000	4008190352028	VG 7-MS54-ZE	H.9
1718810000	4008190352035	VG 9-MS54-ZE	H.9
1718820000	4008190352042	VG 11-MS54-ZE	H.9
1718830000	4008190352059	VG 13,5-MS54-ZE	H.9
1718840000	4008190352066	VG 16-MS54-ZE	H.9
1718850000	4008190352073	VG 21-MS54-ZE	H.9
1718860000	4008190352080	VG 29-MS54-ZE	H.9
1718870000	4008190352097	VG 36-MS54-ZE	H.9
1718880000	4008190352103	VG 42-MS54-ZE	H.9
1718890000	4008190352110	VG 48-MS54-ZE	H.9
1718970000	4008190352196	VG 48-EXE SW	H.10
1718980000	4008190352202	VG 48-EXI BL	H.10
1718990000	4008190352219	VG 7-EXE MS	H.11
1719000000	4008190352226	VG 9-EXE MS	H.11
1719010000	4008190352233	VG 11-EXE MS	H.11
1719020000	4008190352240	VG 13,5-EXE MS	H.11
1719030000	4008190352257	VG 16-EXE MS	H.11
1719040000	4008190352264	VG 21-EXE MS	H.11
1719050000	4008190352271	VG 29-EXE MS	H.11
1719060000	4008190352288	VG 36-EXE MS	H.11
1719070000	4008190352295	VG 42-EXE MS	H.11
1719080000	4008190352301	VG 48-EXE MS	H.11
1719250000	4008190352509	VP 7-K54	H.13
1719260000	4008190352516	VP 48-K54	H.13
1719270000	4008190352523	VP 48-MS65	H.13
1719440000	4008190352691	GWDR PG7-PO	H.12
1719450000	4008190352707	GWDR PG9-PO	H.12
1719460000	4008190352714	GWDR PG11-PO	H.12
1719470000	4008190352721	GWDR PG13,5-PO	H.12
1719480000	4008190352745	GWDR PG16-PO	H.12
1719490000	4008190352752	GWDR PG21-PO	H.12
1719500000	4008190352769	GWDR PG29-PO	H.12
1719510000	4008190352776	GWDR PG36-PO	H.12
1719520000	4008190352783	GWDR PG42-PO	H.12
1719530000	4008190352790	GWDR PG48-PO	H.12
1719540000	4008190352806	GWDR PG7-NP	H.12
1719550000	4008190352813	GWDR PG9-NP	H.12
1719560000	4008190352820	GWDR PG11-NP	H.12
1719570000	4008190352837	GWDR PG13,5-NP	H.12
1719580000	4008190352844	GWDR PG16-NP	H.12
1719590000	4008190352851	GWDR PG21-NP	H.12
1719600000	4008190352868	GWDR PG29-NP	H.12
1719610000	4008190352875	GWDR PG36-NP	H.12
1719620000	4008190352882	GWDR PG42-NP	H.12
1719630000	4008190352899	GWDR PG48-NP	H.12

1720000000

1720470000	4008190358686	VG 7-K68 SKS	H.7
1720480000	4008190358693	VG 9-K68 SKS	H.7
1720490000	4008190358709	VG 11-K68 SKS	H.7
1720500000	4008190358716	VG 13,5-K68 SKS	H.7
1720510000	4008190358723	VG 16-K68 SKS	H.7
1720520000	4008190358730	VG 21-K68 SKS	H.7
1724000000	4008190367770	HDC-KIT-HSB 06.500	F.20

Order No.	EAN No.	Type	Page

1730000000

1730120000	4008190384678	HDC-CM-4SZF AG	C.5
1730130000	4008190384685	HDC-CM-4BZF AG	C.5
1736230000	4008190956028	GWDR M16-NP	H.12
1736240000	4008190956035	GWDR M20-NP	H.12
1736250000	4008190956042	GWDR M25-NP	H.12
1736260000	4008190956059	GWDR M32-NP	H.12
1736270000	4008190956066	GWDR M40-NP	H.12
1736280000	4008190956073	GWDR M50-NP	H.12
1736290000	4008190956080	GWDR M63-NP	H.12
1737210000	4008190956684	VG M16-EXE MS	H.11
1737220000	4008190956691	VG M20-EXE MS	H.11
1737230000	4008190956707	VG M25-EXE MS	H.11
1737240000	4008190956714	VG M32-EXE MS	H.11
1737250000	4008190956721	VG M40-EXE MS	H.11
1737260000	4008190956738	VG M50-EXE MS	H.11
1737270000	4008190956745	VG M63-EXE MS	H.11
1737280000	4008190956752	VG M16-EXE SW	H.10
1737290000	4008190956769	VG M20-EXE SW	H.10
1737300000	4008190956776	VG M25-EXE SW	H.10
1737310000	4008190956783	VG M32-EXE SW	H.10
1737320000	4008190956790	VG M40-EXE SW	H.10
1737330000	4008190956806	VG M50-EXE SW	H.10
1737340000	4008190956813	VG M63-EXE SW	H.10
1737350000	4008190956820	VG M16-EXI BL	H.10
1737360000	4008190956837	VG M20-EXI BL	H.10
1737370000	4008190956844	VG M25-EXI BL	H.10
1737380000	4008190956851	VG M32-EXI BL	H.10
1737390000	4008190956868	VG M40-EXI BL	H.10
1737400000	4008190956882	VG M50-EXI BL	H.10
1737410000	4008190956905	VG M63-EXI BL	H.10
1739190000	4008190955175	HDC-HA16FD	G.14
1739200000	4008190955182	HDC-HA10FD	G.14
1739210000	4008190955199	HDC-HA32FD	G.14
1739220000	4008190955205	HDC-HA3FD	G.14

1740000000

1745760000	4008190985486	HDC HE 6 FT	B.18
1745770000	4008190985493	HDC HE 10 FT	B.20
1745780000	4008190985509	HDC HE 16 FT	B.22
1745780000	4008190985509	HDC HE 16 FT	B.26
1745790000	4008190985516	HDC HE 24 FT	B.24
1745790000	4008190985516	HDC HE 24 FT	B.28
1745800000	4008190985523	HDC HE 16 FT 17-32	B.26
1745810000	4008190985530	HDC HE 24 FT 25-48	B.28
1745820000	4008190985547	HDC HE 6 MT	B.18
1745830000	4008190985554	HDC HE 10 MT	B.20
1745840000	4008190985561	HDC HE 16 MT	B.22
1745840000	4008190985561	HDC HE 16 MT	B.26
1745850000	4008190985578	HDC HE 24 MT	B.24
1745850000	4008190985578	HDC HE 24 MT	B.28
1745860000	4008190985585	HDC HE 16 MT 17-32	B.26
1745870000	4008190985592	HDC HE 24 MT 25-48	B.28
1746060000	4008190986476	MODUFLEX C-CR	C.32
1746070000	4008190986483	MODUFLEX C-MW	C.32

1750000000

1751770001	4032248001507	THM MT30X 32/9 SI/M	G.9
1751771044	4032248001484	THM MT30X 32/9 WS/M	G.9
1751771687	4032248001491	THM MT30X 32/9 GE/M	G.9
1752970000	4032248190614	MODUFLEX C-MH/ZE	C.33
1758340000	4032248019496	HDC CM HE 4 MC MR	C.4
1758350000	4032248019502	HDC CM HE 4 FC MR	C.4
1758360000	4032248019588	HDC CM 3 MC	C.3
1758370000	4032248019595	HDC CM 3 FC	C.3
1758380000	4032248019601	HDC CM 5 MC	C.6
1758390000	4032248019618	HDC CM 5 FC	C.6
1758400000	4032248019625	HDC CM 10 MC	C.7
1758410000	4032248019632	HDC CM 10 FC	C.7
1758420000	4032248019649	HDC-CM-20SCG GR	C.8
1758430000	4032248019656	HDC-CM-20BCG GR	C.8
1758440000	4032248019663	HDC-CR6-2S GR	C.18
1758450000	4032248019670	HDC-CR6-2B GR	C.18
1758460000	4032248019687	HDC-CR10-3S GR	C.20
1758470000	4032248019694	HDC-CR10-3B GR	C.20
1758480000	4032248019700	HDC-CR16-5S GR	C.22
1758490000	4032248019717	HDC-CR16-5B GR	C.22
1758500000	4032248019724	HDC-CR24-7S GR	C.24
1758510000	4032248019731	HDC-CR24-7B GR	C.24
1758520000	4032248019748	HDC-CR16-5S-2 GR	C.26
1758530000	4032248019755	HDC-CR16-5B-2 GR	C.26
1758540000	4032248019762	HDC-CR24-7S-2 GR	C.28
1758550000	4032248019779	HDC-CR24-7B-2 GR	C.28

1760000000

1765570000	4032248059805	MODUFLEX C-KITO.M.MW-1F	C.33
1765580000	4032248059799	MODUFLEX C-KITO.M.MW-2F	C.33
1765590000	4032248059812	MODUFLEX C-KITO.M.MW-3F	C.33
1765600000	4032248059829	MODUFLEX C-KITO.M.MW-4F	C.33
1765610000	4032248059836	MODUFLEX C-KITO.M.MW-5F	C.33
1766120000	4008190078386	PTSC KB 30X6 WN1412	C.32
1766130000	4008190081140	ABST.BOLZ.M3X27+KLSC-KI	C.32

Order No.	EAN No.	Type	Page

1770000000

1772200000	4032248129850	VG M12 - MS 68	H.9
1772220000	4032248129874	VG M20 - MS 68	H.9
1772270000	4032248129928	VG M63 - MS 68	H.9
1772280000	4032248129935	VG M12 - K 68	H.6
1772300000	4032248129966	VG M20 - K 68	H.6
1772350000	4032248130016	VG M63 - K 68	H.6
1773630000	4032248142736	HDC-C-HD-S-LWL1.0POF	G.6
1773640000	4032248142743	HDC-C-HD-B-LWL1.0POF	G.6
1776700000	4032248156122	VGM12-K68 SKS	H.7
1776710000	4032248156139	VGM16-K68 SKS	H.7
1776720000	4032248156146	VGM20-K68 SKS 10,0-14,0	H.7
1776730000	4032248156153	VGM25-K68 SKS	H.7
1776900000	4032248156344	VP M25 K54	H.13
1776910000	4032248156351	VP M20 K54	H.13
1776920000	4032248156368	VP M16 K54	H.13
1776930000	4032248156375	VP M12 K54	H.13
1776940000	4032248156382	VP M32 K54	H.13
1776950000	4032248156399	VP M40 K54	H.13
1776960000	4032248156405	VP M50 K54	H.13
1776970000	4032248156412	VP M63 K54	H.13
1777720000	4032248157990	VP M12-MS65	H.13
1777730000	4032248158003	VP M16-MS65	H.13
1777740000	4032248158010	VP M20-MS65	H.13
1777750000	4032248158027	VP M25-MS65	H.13
1777760000	4032248158034	VP M32-MS65	H.13
1777770000	4032248158041	VP M40-MS65	H.13
1777780000	4032248158058	VP M50-MS65	H.13
1777790000	4032248158065	VP M63-MS65	H.13
1777920000	4032248158188	GWDR M12-PO	H.12
1777930000	4032248158195	GWDR M16-PO	H.12
1777940000	4032248158201	GWDR M20-PO	H.12
1777950000	4032248158218	GWDR M25-PO	H.12
1777960000	4032248158225	GWDR M32-PO	H.12
1777970000	4032248158232	GWDR M40-PO	H.12
1777980000	4032248158249	GWDR M50-PO	H.12
1777990000	4032248158256	GWDR M63-PO	H.12
1778300000	4032248161102	VGM63-MS54	H.8
1778310000	4032248161317	VGM50-MS54 KB 39,0-41,0	H.8
1778320000	4032248161324	VGM50-MS54 KB 31,0-33,0	H.8
1778330000	4032248161331	VGM40-MS54	H.8
1778340000	4032248161348	VGM32-MS54	H.8
1778350000	4032248161355	VGM25-MS54 KB 15,0-17,0	H.8
1778360000	4032248161362	VGM25-MS54 KB 12,0-14,0	H.8
1778370000	4032248161379	VGM20-MS54 KB 10,0-12,0	H.8
1778380000	4032248161386	VGM20-MS54 KB 8,0-10,0	H.8
1778390000	4032248161393	VGM16-MS54	H.8
1778400000	4032248161409	VGM12-MS54 KB 6,0-8,0	H.8
1778410000	4032248161416	VGM12-MS54 KB 5,0-7,0	H.8
1778420000	4032248161430	VGM12-MS54 ZE 5,0-7,0	H.9
1778440000	4032248161454	VGM16-MS54 ZE	H.9
1778450000	4032248161461	VGM20-MS54 ZE 6,0-11,5	H.9
1778460000	4032248161478	VGM20-MS54 ZE 6,0-13,5	H.9
1778480000	4032248161492	VGM25-MS54 ZE 9,0-21,5	H.9
1778490000	4032248161508	VGM32-MS54 ZE	H.9
1778500000	4032248161515	VGM40-MS54 ZE	H.9
1778520000	4032248161539	VGM50-MS54 ZE 29,0-42,5	H.9
1778530000	4032248161546	VGM63-MS54 ZE	H.9
1778860000	4032248161874	VGM20-K68 SKS 6,0-12,0	H.7

1780000000

1786770000	4032248204014	HDC 64D TSBU 1M32G	D.30
1786780000	4032248204021	HDC 64D TSBU 1M25G	D.30
1786790000	4032248204038	HDC 64D TSBO 1M32G	D.34
1786800000	4032248204045	HDC 64D TSBO 1M25G	D.34
1786810000	4032248204052	HDC 64D TSLU 1M32G	D.32
1786830000	4032248204076	HDC 64D TOBU 1M32G	D.30
1786860000	4032248204106	HDC 64D TOLU 1M32G	D.32
1786870000	4032248204113	HDC 64D TOLU 1M25G	D.32
1786880000	4032248204120	HDC 64D SBU 2M32G	D.31
1786890000	4032248204137	HDC 64D SBU 2M25G	D.31
1786900000	4032248204144	HDC 64D SLU 2M32G	D.33
1786910000	4032248204151	HDC 64D SLU 2M25G	D.33
1786920000	4032248204168	HDC 64D SDBO 2M32G	D.34
1786940000	4032248204182	HDC 64D SDLU 2M32G	D.33
1786950000	4032248204199	HDC 64D SDLU 2M25G	D.33
1786960000	4032248204205	HDC 64D KBU 1M32G	D.31
1787000000	4032248204243	HDC 40D TSBU 1M32G	D.20
1787010000	4032248204250	HDC 40D TSBU 1M25G	D.20
1787020000	4032248204267	HDC 40D TSBO 1M32G	D.24
1787030000	4032248204274	HDC 40D TSBO 1M25G	D.24
1787040000	4032248204281	HDC 40D TSLU 1M32G	D.22
1787050000	4032248204298	HDC 40D TSLU 1M25G	D.22
1787060000	4032248204304	HDC 40D TOBU 1M32G	D.20
1787070000	4032248204410	HDC 40D TOBU 1M25G	D.20
1787100000	4032248204441	HDC 40D TOLU 1M32G	D.22
1787110000	4032248204458	HDC 40D SBU 2M32G	D.21
1787120000	4032248204465	HDC 40D SBU 2M25G	D.21
1787170000	4032248204519	HDC 40D SDLU 2M32G	D.23
1787180000	4032248204526	HDC 40D SDLU 2M25G	D.23
1787190000	4032248204533	HDC 40D KBU 1M32G	D.21
1787200000	4032248204540	HDC 40D KBU 1M25G	D.21
1787220000	4032248204564	HDC 40D KLU 1M25G	D.23
1787230000	4032248204571	HDC 24D TSBU 1M32G	D.12
1787240000	4032248204588	HDC 24D TSBU 1M25G	D.12
1787250000	4032248204595	HDC 24D TSBO 1M32G	D.16
1787260000	4032248204601	HDC 24D TSBO 1M25G	D.16

Downloaded from Elcodis.com electronic components distributor

Order No.	EAN No.	Type	Page
1787270000	4032248204618	HDC 24D TSLU 1M32G	D.14
1787280000	4032248204625	HDC 24D TSLU 1M25G	D.14
1787290000	4032248204632	HDC 24D TOBU 1M32G	D.12
1787300000	4032248204649	HDC 24D TOBU 1M25G	D.12
1787330000	4032248204670	HDC 24D TOLU 1M32G	D.14
1787340000	4032248204687	HDC 24D TOLU 1M25G	D.14
1787350000	4032248204694	HDC 24D SBU 2M25G	D.13
1787360000	4032248204700	HDC 24D SBU 2M32G	D.13
1787370000	4032248204717	HDC 24D SLU 2M32G	D.15
1787400000	4032248204748	HDC 24D SDBO 2M25G	D.16
1787410000	4032248204755	HDC 24D SDLU 2M32G	D.15
1787420000	4032248204762	HDC 24D SDLU 2M25G	D.15
1787450000	4032248204793	HDC 24D KLU 1M32G	D.15
1787460000	4032248204809	HDC 24D KLU 1M25G	D.15
1787470000	4032248204816	HDC 16D TSLU 1M32G	D.10
1787480000	4032248204823	HDC 16D TSLU 1M25G	D.10
1787490000	4032248204830	HDC 16D TOLU 1M32G	D.10
1787500000	4032248204847	HDC 16D TOLU 1M25G	D.10
1787510000	4032248204854	HDC 16D SLU 2M32G	D.11
1787520000	4032248204861	HDC 16D SLU 2M25G	D.11
1787540000	4032248204885	HDC 16D SDLU 2M25G	D.11
1787550000	4032248204892	HDC 10B TSBU 1M25G	D.12
1787560000	4032248204908	HDC 10B TSBU 1M20G	D.12
1787570000	4032248204915	HDC 10B TSBO 1M25G	D.16
1787580000	4032248204922	HDC 10B TSLU 1M25G	D.14
1787590000	4032248204939	HDC 10B TOBU 1M25G	D.12
1787600000	4032248204946	HDC 10B TOBU 1M20G	D.12
1787610000	4032248204953	HDC 10B TOBO 1M25G	D.16
1787620000	4032248204960	HDC 10B TOLU 1M25G	D.14
1787630000	4032248204977	HDC 10B SBU 2M25G	D.13
1787640000	4032248204984	HDC 10B SBU 2M20G	D.13
1787650000	4032248204991	HDC 10B SLU 2M25G	D.15
1787660000	4032248205004	HDC 10B SLU 2M20G	D.15
1787670000	4032248205011	HDC 10B SDBO 2M25G	D.16
1787680000	4032248205028	HDC 10B SDBO 2M20G	D.16
1787700000	4032248205042	HDC 10B SDLU 2M20G	D.15
1787720000	4032248205066	HDC 10B KBU 1M20G	D.13
1787730000	4032248205073	HDC 10B KLU 1M25G	D.15
1787740000	4032248205080	HDC 10B KLU 1M20G	D.15
1787750000	4032248205097	HDC 24B TSBU 1M32G	D.30
1787760000	4032248205103	HDC 24B TSBU 1M25G	D.30
1787770000	4032248205219	HDC 24B TSBO 1M32G	D.34
1787780000	4032248205226	HDC 24B TSBO 1M25G	D.34
1787790000	4032248205233	HDC 24B TSLU 1M32G	D.32
1787800000	4032248205240	HDC 24B TSLU 1M25G	D.32
1787810000	4032248205257	HDC 24B TOBU 1M32G	D.30
1787820000	4032248205264	HDC 24B TOBU 1M25G	D.30
1787830000	4032248205271	HDC 24B TOBO 1M32G	D.34
1787850000	4032248205295	HDC 24B TOLU 1M32G	D.32
1787860000	4032248205301	HDC 24B TOLU 1M25G	D.32
1787870000	4032248205318	HDC 24B SBU 2M25G	D.31
1787880000	4032248205325	HDC 24B SLU 2M25G	D.33
1787900000	4032248205349	HDC 24B SDLU 2M25G	D.33
1787920000	4032248205363	HDC 24B KBU 1M25G	D.31
1787950000	4032248205394	HDC 32A TSBU 1M32G	D.26
1787960000	4032248205400	HDC 32A TSBU 1M25G	D.26
1787970000	4032248205417	HDC 32A TSBO 1M32G	D.28
1787980000	4032248205424	HDC 32A TSBO 1M25G	D.28
1787990000	4032248205431	HDC 32A TOLU 1M32G	D.26
1788010000	4032248205455	HDC 32A TOBO 1M32G	D.28
1788040000	4032248205486	HDC 32A SBU 2M25G	D.27
1788050000	4032248205493	HDC 32A SDBO 2M32G	D.28
1788060000	4032248205509	HDC 32A SDBO 2M25G	D.28
1788070000	4032248205516	HDC 32A KBU 1M32G	D.27
1788080000	4032248205523	HDC 32A KBU 1M25G	D.27
1788090000	4032248205530	HDC 06B TSLU 1M25G	D.10
1788100000	4032248205547	HDC 06B TSLU 1M20G	D.10
1788110000	4032248205554	HDC 06B TOLU 1M25G	D.10
1788120000	4032248205561	HDC 06B TOLU 1M20G	D.10
1788130000	4032248205578	HDC 06B SLU 2M25G	D.11
1788140000	4032248205585	HDC 06B SLU 2M20G	D.11
1788160000	4032248205592	HDC 06B SDLU 2M25G	D.11
1788170000	4032248205608	HDC 06B SDLU 2M20G	D.11
1788180000	4032248205714	HDC 16B TSBU 1M25G	D.20
1788190000	4032248205721	HDC 16B TSBO 1M25G	D.24
1788200000	4032248205738	HDC 16B TSLU 1M25G	D.22
1788210000	4032248205745	HDC 16B TOBU 1M25G	D.20
1788220000	4032248205752	HDC 16B TOBO 1M25G	D.24
1788230000	4032248205769	HDC 16B TOLU 1M25G	D.22
1788240000	4032248205776	HDC 16B SBU 2M25G	D.21
1788250000	4032248205783	HDC 16B SLU 2M25G	D.23
1788260000	4032248205790	HDC 16B SDBO 2M25G	D.25
1788270000	4032248205806	HDC 16B SDLU 2M25G	D.23
1788290000	4032248205820	HDC 16B KLU 1M25G	D.23
1788300000	4032248205837	HDC 48B TSLU 1M50G	D.43
1788310000	4032248205844	HDC 48B TSLU 1M40G	D.43
1788320000	4032248205851	HDC 48B TSLU 1M32G	D.43
1788330000	4032248205868	HDC 48B TOLU 1M50G	D.43
1788350000	4032248205882	HDC 48B TOLU 1M32G	D.43
1788360000	4032248205899	HDC 48B SLU 2M40G	D.43
1788370000	4032248205905	HDC 48B SLU 2M32G	D.43
1788390000	4032248205929	HDC 48B SDLU 2M32G	D.43
1788400000	4032248205936	HDC 32B TSBU 1M32G	D.38
1788410000	4032248205943	HDC 32B TSBO 1M32G	D.42
1788420000	4032248205950	HDC 32B TSLU 1M32G	D.40
1788430000	4032248205967	HDC 32B TOBU 1M32G	D.38
1788450000	4032248205981	HDC 32B TOLU 1M32G	D.40
1788460000	4032248205998	HDC 32B SBU 2M32G	D.39
1788470000	4032248206001	HDC 32B SLU 2M32G	D.41
1788490000	4032248206025	HDC 32B SDLU 2M32G	D.41
1788500000	4032248206032	HDC 32B KLU 1M32G	D.41
1788510000	4032248206049	HDC 07A TWLU 1M20G	D.4
1788520000	4032248206056	HDC 07A TOLU 1M20G	D.4
1788530000	4032248206063	HDC 07A SLU 1M20G	D.5
1788540000	4032248206070	HDC 07A KOLU 1M20G	D.5
1788550000	4032248206087	HDC 48A TSLU 1M32G	D.36
1788560000	4032248206094	HDC 48A TOLU 1M32G	D.36
1788570000	4032248206100	HDC 48A SLU 2M32G	D.37
1788610000	4032248206155	HDC 10A TOLU 1M25G	D.8
1788620000	4032248206162	HDC 10A TOLU 1M20G	D.8
1788630000	4032248206179	HDC 10A SLU 2M25G	D.9
1788640000	4032248206186	HDC 10A SLU 2M20G	D.9
1788650000	4032248206193	HDC 10A SDLU 2M25G	D.9
1788660000	4032248206209	HDC 10A SDLU 2M20G	D.9
1788670000	4032248206216	HDC 10A KLU 1M25G	D.9
1788680000	4032248206223	HDC 25A TSLU 1M20G	D.18
1788690000	4032248206230	HDC 25A TSLU 1M25G	D.18
1788700000	4032248206247	HDC 25A TOLU 1M25G	D.18
1788710000	4032248206254	HDC 25A TOLU 1M20G	D.18
1788740000	4032248206285	HDC 16A TSLU 1M25G	D.18
1788750000	4032248206292	HDC 16A TOLU 1M25G	D.18
1788760000	4032248206308	HDC 16A SLU 2M25G	D.19
1788770000	4032248206315	HDC 16A SLU 2M20G	D.19
1788780000	4032248206322	HDC 16A SDLU 2M25G	D.19
1788790000	4032248206339	HDC 16A SDLU 2M20G	D.19
1788800000	4032248206346	HDC 16A KLU 1M25G	D.19
1788810000	4032248206353	HDC 04A TWLU 1M20G	D.6
1788820000	4032248206360	HDC 04A TOLU 1M20G	D.6
1788830000	4032248206377	HDC 04A SLU 1M20G	D.7
1788840000	4032248206384	HDC 04A KOLU 1M20G	D.7
1788850000	4032248206391	HDC 15A TSLU 1M25G	D.8
1788860000	4032248206407	HDC 15A TSLU 1M20G	D.8
1789960000	4032248212026	HDC S4 0 SAS	B.98
1789970000	4032248212033	HDC S4 0 BAS	B.98
1789980000	4032248212040	HDC S4 BAS	B.96
1789990000	4032248212057	HDC S4 SAS	B.96

1790000000

1790000000	4032248212064	HDC S6 12 SAS	B.100
1790010000	4032248212071	HDC S6 12 BAS	B.100
1790020000	4032248212088	HDC S6 6 BAS	B.102
1790030000	4032248212095	HDC S6 6 SAS	B.102
1790040000	4032248212101	HDC HB10 AWVL	D.17
1797500000	4032248239177	HDC RailMate HB6 Set	G.9
1797510000	4032248239184	HDC RailMate HB 10 Set	G.9
1797520000	4032248239191	HDC RailMate HB16 Set	G.9
1797530000	4032248239207	HDC RailMate HB24 Set	G.9
1797540000	4032248239214	HDC RailMate HB6 Top	G.9
1797550000	4032248239221	HDC RailMate HB10 Top	G.9
1797560000	4032248239238	HDC RailMate HB16 Top	G.9
1797570000	4032248239245	HDC RailMate HB24 Top	G.9
1797580000	4032248239252	HDC RailMate Basis	G.9
1798260000	4032248241866	HDC RailMate COS 1 Set	G.9
1799810000	4032248247035	HDC 48B SDLU 1PG29G	D.43

1800000000

1802360000	4032248256815	HDC-KIT-HE 48.150 M	F.18
1802370000	4032248256822	HDC-KIT-HE 32.140 M	F.16
1802380000	4032248256839	HDC-KIT-HE 24.130 M	F.14
1802390000	4032248256846	HDC-KIT-HE 16.121 M	F.12
1802400000	4032248256853	HDC-KIT-HE 16.120 M	F.12
1802410000	4032248256860	HDC-KIT-HE 10.111 M	F.10
1802420000	4032248256877	HDC-KIT-HE 10.110 M	F.10
1802430000	4032248256884	HDC-KIT-HA 04.401 M	F.6
1802440000	4032248256907	HDC-KIT-HA 04.400 M	F.6
1802450000	4032248256914	HDC-KIT-HA 03.302 M	F.4
1802460000	4032248256921	HDC-KIT-HA 03.301 M	F.4
1802470000	4032248256945	HDC-KIT-HA 03.300 M	F.4
1802480000	4032248256952	HDC-KIT-HE 24.131 M	F.14
1802700000	4032248257324	HDC Kit HA 04.402 M	F.6
1802720000	4032248257331	HDC Kit HA 04.406 M	F.6
1802730000	4032248257348	HDC Kit HE 06.100 M	F.8
1802740000	4032248257355	HDC Kit HE 06.101 M	F.8
1804610000	4032248267538	HDC 64D TSLU 1M40G	D.32
1804630000	4032248267552	HDC 16B TOLU 1M32G	D.22
1804640000	4032248267569	HDC 16B TSLU 1M32G	D.22
1804650000	4032248267576	HDC 40D TSLU 1M40G	D.22
1804660000	4032248267606	HDC 40D SLU 2M32G	D.23
1805930000	4032248273850	HDC 06B TSLU 1M20G	D.10
1806030000	4032248275144	HDC CM BUS 2BS T PBDP	C.15
1806060000	4032248275182	HDC CM BUS 2SS PBDP	C.15
1809620000	4032248284979	HDC 16B TSBU 1M40G	D.20

1810000000

1814300000	4032248299379	HDC CM BUS 4BS	C.14
1814310000	4032248309320	HDC CM BUS 4SS	C.14
1816420000	4032248307388	HDC 10B TOBU 1PG21G	D.12

1820000000

1825750000	4032248328444	Cabtite KEL 16/4 EMC	H.18
1825760000	4032248328451	Cabtite KEL 24/5 EMC	H.18
1825770000	4032248328468	Cabtite KEL x/3 EMC	H.18
1825860000	4032248328581	Cabtite KEL 16/2	H.17
1825900000	4032248328611	Cabtite KEL 16/4	H.17
1825910000	4032248328628	Cabtite KEL 16/8	H.17
1825930000	4032248328642	Cabtite KEL 24/4	H.17
1825940000	4032248328659	Cabtite KEL 24/5	H.17
1825950000	4032248328666	Cabtite KT 16	H.15
1826300000	4032248329120	Cabtite KT 17	H.15
1826310000	4032248329137	Cabtite KT 18	H.15
1826320000	4032248329144	Cabtite KT 19	H.15
1826330000	4032248329151	Cabtite KT 20	H.15
1826340000	4032248329168	Cabtite KT 21	H.15
1826350000	4032248329175	Cabtite KT 22	H.15
1826360000	4032248329182	Cabtite KT 23	H.15
1826370000	4032248329199	Cabtite KT 24	H.15
1826380000	4032248329205	Cabtite KT 25	H.15
1826390000	4032248329212	Cabtite KT 26	H.15
1826400000	4032248329229	Cabtite KT 27	H.15
1826410000	4032248329236	Cabtite KT 28	H.15
1826420000	4032248329243	Cabtite KT 29	H.15
1826430000	4032248329250	Cabtite KT 30	H.15
1826440000	4032248329267	Cabtite KT 32	H.15
1826450000	4032248329274	Cabtite KT 34	H.15
1826460000	4032248329281	Cabtite KT 3	H.15
1826470000	4032248329298	Cabtite KT 4	H.15
1826480000	4032248329304	Cabtite KT 5	H.15
1826490000	4032248329311	Cabtite KT 6	H.15
1826500000	4032248329328	Cabtite KT 7	H.15
1826510000	4032248329335	Cabtite KT 8	H.15
1826520000	4032248329342	Cabtite KT 9	H.15
1826530000	4032248329359	Cabtite KT 10	H.15
1826540000	4032248329366	Cabtite KT 11	H.15
1826550000	4032248329373	Cabtite KT 12	H.15
1826560000	4032248329380	Cabtite KT 13	H.15
1826570000	4032248329397	Cabtite KT 14	H.15
1826580000	4032248329403	Cabtite KT 15	H.15
1826590000	4032248329410	Cabtite KTs 16	H.15
1826600000	4032248329427	Cabtite KTs 17	H.15
1826610000	4032248329434	Cabtite KT ASI	H.15
1826620000	4032248329441	Cabtite KT 2/4	H.15
1826630000	4032248329458	Cabtite KT 2/5	H.15
1826640000	4032248329465	Cabtite KT 2/6	H.15
1826650000	4032248329472	Cabtite KT 4/5	H.15
1826660000	4032248329489	Cabtite KVT 25	H.19
1826670000	4032248329496	Cabtite KVT 32	H.19
1826720000	4032248330119	HDC HB 24 IP68 EMVK MD	E.16
1826720000	4032248330119	HDC HB 24 IP68 EMVK MD	E.8
1826730000	4032248330126	HDC HB 16 IP68 EMVK MD	E.15
1826730000	4032248330126	HDC HB 16 IP68 EMVK MD	E.7
1826740000	4032248330133	HDC HB 10 IP68 EMVK MD	E.14
1826740000	4032248330133	HDC HB 10 IP68 EMVK MD	E.6
1826750000	4032248330140	HDC HB 6 IP68 EMVK MD	E.13
1826750000	4032248330140	HDC HB 6 IP68 EMVK MD	E.5
1826760000	4032248330157	HDC HA 3 IP68 EMVK MD	E.12
1826760000	4032248330157	HDC HA 3 IP68 EMVK MD	E.4
1826770000	4032248330171	HDC HEE 46 SCM	B.38
1826780000	4032248330188	HDC HEE 46 BCM	B.38
1826790000	4032248330195	HDC HEE 32 SCM	B.36
1826800000	4032248330201	HDC HEE 32 BCM	B.36
1826810000	4032248330218	HDC HEE 18 SCM	B.34
1826820000	4032248330225	HDC HEE 18 BCM	B.34
1826830000	4032248330232	HDC HEE 10 SCM	B.32
1826840000	4032248330249	HDC HEE 10 BCM	B.32
1827120000	4032248332274	HDC HB 48 TEK TSS 1xM40G	E.19
1827130000	4032248332281	HDC HB 48 TEK TOS 1xM50G	E.19
1827140000	4032248332298	HDC HB 48 TIP TSS 1xM40G	E.11
1827150000	4032248332304	HDC HB 48 TIP TOS 1xM50G	E.11
1827160000	4032248332311	HDC HB 24 TEK TSS 1xM50G	E.18
1827170000	4032248332328	HDC HB 24 TEK TOS 1xM50G	E.18
1827190000	4032248332335	HDC HB 24 TIP TSS 1xM50G	E.10
1827200000	4032248332342	HDC HB 24 TIP TOS 1xM50G	E.10
1827210000	4032248332359	HDC HB 24 EMVK TOS 1xM40	E.16
1827220000	4032248332366	HDC HB 24 EMVK TSS 1xM40	E.16
1827240000	4032248332373	HDC HB 24 IP68 TSS 1xM40	E.8
1827250000	4032248332380	HDC HB 24 IP68 TOS 1xM40	E.8
1827260000	4032248332397	HDC HB 16 EMVK TSS 1xM32	E.15
1827280000	4032248332403	HDC HB 16 EMVK TOS 1xM32	E.15
1827290000	4032248332410	HDC HB 16 IP68 TSS 1xM32	E.7
1827310000	4032248332427	HDC HB 16 IP68 TOS 1xM32	E.7
1827330000	4032248332434	HDC HB 10 EMVK TSS 1xM32	E.14
1827340000	4032248332441	HDC HB 10 EMVK TOS 1xM32	E.14
1827350000	4032248332458	HDC HB 10 IP68 TSS 1xM32	E.6
1827360000	4032248332465	HDC HB 10 IP68 TOS 1xM32	E.6
1827370000	4032248332472	HDC HB 6 EMVK TSS 1xM25	E.13
1827380000	4032248332489	HDC HB 6 EMVK TOS 1xM25	E.13
1827390000	4032248332496	HDC HB 6 IP68 TSS 1xM25	E.5
1827400000	4032248332502	HDC HB 6 IP68 TOS 1xM25	E.5
1827420000	4032248332526	HDC HA 3 EMVK TOS 1xM20	E.12
1827440000	4032248332540	HDC HA 3 IP68 TOS 1xM20	E.4
1827450000	4032248332557	HDC HB 48 TEK AS M4	E.19
1827460000	4032248332564	HDC HB 48 TIP AS M4	E.11
1827470000	4032248332571	HDC HB 24 TEK AS M4	E.18
1827480000	4032248332588	HDC HB 24 TIP AS M4	E.10
1827490000	4032248332595	HDC HB 24 EMVK AS M4	E.16
1827500000	4032248332601	HDC HB 24 IP68 AS M4	E.8
1827510000	4032248332618	HDC HB 16 EMVK AS M4	E.15
1827520000	4032248332625	HDC HB 16 IP68 AS M4	E.7
1827530000	4032248332632	HDC HB 10 EMVK AS M4	E.14
1827540000	4032248332649	HDC HB 10 IP68 AS M4	E.6
1827550000	4032248332656	HDC HB 6 EMVK AS M4	E.13
1827560000	4032248332663	HDC HB 6 IP68 AS M4	E.5
1827570000	4032248332670	HDC HA 3 EMVK AS M4	E.12
1827580000	4032248332687	HDC HA 3 IP68 AS M4	E.4

Downloaded from Elcodis.com electronic components distributor

Order No.	EAN No.	Type	Page
1827590000	4032248332694	HDC HB 24 EMVK SS 2xM40	E.16
1827600000	4032248332700	HDC HB 24 IP68 SS 2xM40	E.8
1827610000	4032248332816	HDC HB 16 EMVK SS 2xM32	E.15
1827620000	4032248332823	HDC HB 16 IP68 SS 2xM32	E.7
1827630000	4032248332830	HDC HB 10 EMVK SS 2xM32	E.14
1827640000	4032248332847	HDC HB 10 IP68 SS 2xM32	E.6
1827650000	4032248332854	HDC HB 6 EMVK SS 2xM25	E.13
1827660000	4032248332861	HDC HB 6 IP68 SS 2xM25	E.5
1827670000	4032248332878	HDC HA 3 EMVK SS 1xM20	E.12
1827680000	4032248332885	HDC HA 3 IP68 SS 1xM20	E.4
1827760000	4032248333080	Cabtite KEL 24/10	H.17
1827770000	4032248333097	Cabtite KEL SNAP 16	H.17
1827780000	4032248333103	Cabtite KEL SNAP 24	H.17
1827790000	4032248333318	Cabtite KT 3 b	H.15
1827800000	4032248333325	Cabtite KT 4 b	H.15
1827810000	4032248333332	Cabtite KT 5 b	H.15
1827830000	4032248333141	Cabtite KT 6 b	H.15
1827840000	4032248333158	Cabtite KT 7 b	H.15
1827850000	4032248333165	Cabtite KT 8 b	H.15
1827860000	4032248333172	Cabtite KT 9 b	H.15
1827870000	4032248333189	Cabtite KT 10 b	H.15
1827880000	4032248333196	Cabtite KT 11 b	H.15
1827890000	4032248333202	Cabtite KT 12 b	H.15
1827900000	4032248333417	Cabtite KT 13 b	H.15
1827910000	4032248333424	Cabtite KT 14 b	H.15
1827920000	4032248333431	Cabtite KT 15 b	H.15
1827930000	4032248333448	Cabtite KTs 16 b	H.15
1827940000	4032248333455	Cabtite KTs 17 b	H.15
1827950000	4032248333462	Cabtite KT 16 b	H.15
1827960000	4032248333479	Cabtite KT 17 b	H.15
1827970000	4032248333486	Cabtite KT 18 b	H.15
1827980000	4032248333493	Cabtite KT 19 b	H.15
1827990000	4032248333509	Cabtite KT 20 b	H.15
1828000000	4032248333516	Cabtite KT 21 b	H.15
1828010000	4032248333523	Cabtite KT 22 b	H.15
1828020000	4032248333530	Cabtite KT 23 b	H.15
1828030000	4032248333547	Cabtite KT 24 b	H.15
1828040000	4032248333554	Cabtite KT 25 b	H.15
1828050000	4032248333561	Cabtite KT 26 b	H.15
1828060000	4032248333578	Cabtite KT 27 b	H.15
1828070000	4032248333585	Cabtite KT 28 b	H.15
1828080000	4032248333592	Cabtite KT 29 b	H.15
1828090000	4032248333608	Cabtite KT 30 b	H.15
1828100000	4032248333615	Cabtite KT 32 b	H.15
1828110000	4032248333622	Cabtite KT 34 b	H.15
1828120000	4032248333639	Cabtite KT ASI b	H.15
1828130000	4032248333646	Cabtite KT 2/4 b	H.15
1828140000	4032248333653	Cabtite KT 2/5 b	H.15
1828150000	4032248333660	Cabtite KT 2/6 b	H.15
1828160000	4032248333677	Cabtite KT 4/5 b	H.15
1828170000	4032248333684	Cabtite BTK	H.15
1828180000	4032248333691	Cabtite BTG	H.15
1828190000	4032248333707	Cabtite ATG	H.15
1828200000	4032248333714	Cabtite KT BTK b	H.15
1828210000	4032248333721	Cabtite KT BTG b	H.15
1828220000	4032248333738	Cabtite ATG black	H.15
1828230000	4032248333745	Cabtite KVT 63/4	H.19
1828240000	4032248333752	Cabtite KVT 63/1	H.19
1828250000	4032248333769	Cabtite SUBD9	H.19
1828260000	4032248333776	Cabtite KVT 25 b	H.19
1828270000	4032248333783	Cabtite KVT 32 b	H.19
1828280000	4032248333790	Cabtite KVT 63/4 b	H.19
1828290000	4032248333806	Cabtite KVT 63/1 b	H.19
1828300000	4032248333813	Cabtite SUBD9 b	H.19
1828380000	4032248334100	HDC CM 2SS	C.10
1828390000	4032248334612	HDC CM 1SS +PE	C.10
1828400000	4032248334629	HDC CM 2BS	C.10
1828410000	4032248334636	HDC CM 1BS +PE	C.10
1828480000	4032248334858	HDC HB 24 EMVK AS M6	E.16
1828490000	4032248334865	HDC HB 24 IP68 AS M6 D	E.8
1828500000	4032248334872	HDC HB 16 EMVK AS M6	E.15
1828510000	4032248334889	HDC HB 16 IP68 AS M6 D	E.7
1828520000	4032248334896	HDC HB 10 EMVK AS M6	E.14
1828530000	4032248334902	HDC HB 10 IP68 AS M6.D	E.6
1828540000	4032248334919	HDC HB 6 EMVK AS M6	E.13
1828550000	4032248334926	HDC HB 6 IP68 AS M6.D	E.5
1828560000	4032248334933	HDC HB 24 IP68 AS M6	E.8
1828570000	4032248334940	HDC HB 16 IP68 AS M6	E.7
1828580000	4032248334957	HDC HB 10 IP68 AS M6	E.6
1828590000	4032248334964	HDC HB 6 IP68 AS M6	E.5

1830000000

1837390000	4032248346554	DSTV HE BL6 ZF	B.112
1837400000	4032248346561	DSTV HE BL10 ZF	B.114
1837410000	4032248346578	DSTV HE BL16 ZF	B.116
1837420000	4032248346585	DSTV HE BL24 ZF	B.118
1837430000	4032248346592	DSTV HE BR6 ZF	B.112
1837440000	4032248346608	DSTV HE BR10 ZF	B.114
1837450000	4032248346813	DSTV HE BR16 ZF	B.116
1837460000	4032248346820	DSTV HE BR24 ZF	B.118
1837470000	4032248346837	DSTV HE SL6 ZF	B.112
1837480000	4032248346844	DSTV HE SL10 ZF	B.114
1837490000	4032248346851	DSTV HE SL16 ZF	B.116
1837500000	4032248346868	DSTV HE SL24 ZF	B.118
1837510000	4032248346875	DSTV HE SR6 ZF	B.112
1837520000	4032248346882	DSTV HE SR10 ZF	B.114
1837530000	4032248346899	DSTV HE SR16 ZF	B.116
1837540000	4032248346905	DSTV HE SR24 ZF	B.118

1840000000

1845980000	4032248361991	HDC HB 48 TEK AS M4	E.19
1846000000	4032248362110	HDC HB 48 TIP AS M4	E.11
1846010000	4032248362127	HDC HB 24 TEK AS M4	E.18
1846020000	4032248362141	HDC HB 24 TIP AS M4	E.10
1848550000	4032248371679	DSTV HE BL6 S	B.112
1848570000	4032248371686	DSTV HE BL10 S	B.114
1848580000	4032248371693	DSTV HE BL16 S	B.116
1848590000	4032248371709	DSTV HE BL24 S	B.118
1848600000	4032248371914	DSTV HE BR6 S	B.112
1848610000	4032248371921	DSTV HE BR10 S	B.114
1848620000	4032248371938	DSTV HE BR16 S	B.116
1848630000	4032248371945	DSTV HE BR24 S	B.118
1848660000	4032248371952	DSTV HE SL6 S	B.112
1848680000	4032248371969	DSTV HE SL10 S	B.114
1848700000	4032248371976	DSTV HE SL16 S	B.116
1848730000	4032248371983	DSTV HE SL24 S	B.118
1848740000	4032248371990	DSTV HE SR6 S	B.112
1848750000	4032248372003	DSTV HE SR10 S	B.114
1848760000	4032248372010	DSTV HE SR16 S	B.116
1848770000	4032248372027	DSTV HE SR24 S	B.118
1849760000	4032248378371	Cabtite KEL 24/7	H.17
1849770000	4032248378388	Cabtite KEL 16/5	H.17
1849780000	4032248378395	Cabtite Sample Kit	H.14

1850000000

1853300000	4032248387373	HDC HB 48 TIP TVS 1xM50G	E.11
1853310000	4032248387380	HDC HB 48 TEK TVS 1xM50G	E.19
1855680000	4032248397617	HDC-HB10 AWVL FD	G.14
1855950000	4032248398713	HDC-HA48 FD	G.14
1855960000	4032248398720	HDC-HB6 FD	G.14
1855970000	4032248398737	HDC-HB10 FD	G.14
1855980000	4032248398744	HDC-HB16 FD	G.14
1855990000	4032248398751	HDC-HB24 FD	G.14
1856000000	4032248398768	HDC-HB32 FD	G.14
1856010000	4032248398775	HDC-HB48 FD	G.14

1860000000

1861900000	4032248425044	HDC CM HE 4 FC	C.4
1861920000	4032248425068	HDC CM HE 4 MC	C.4
1862000000	4032248425433	HDC CM HV 3 MC MR	C.9
1862030000	4032248425464	HDC CM 10 FC MR	C.7
1862050000	4032248425488	HDC CM 10 MC MR	C.7
1862060000	4032248425495	HDC CM HV 3 FC	C.9
1862070000	4032248425501	HDC CM HV 3 FC MR	C.9
1862080000	4032248425518	HDC CM HV 3 MC	C.9
1866710000	4032248437030	Removal Tool CM 3	G.11
1866710000	4032248437030	Removal Tool CM 3	G.4
1866720000	4032248437047	Removal Tool CM 5	G.11
1866720000	4032248437047	Removal Tool CM 5	G.4
1866730000	4032248437054	Removal Tool HD	G.11
1866730000	4032248437054	Removal Tool HD	G.3
1866730000	4032248437054	Removal Tool HD	G.5
1866730000	4032248437054	Removal Tool HD	G.7
1866740000	4032248437061	Removal Tool CM 20	G.11
1866740000	4032248437061	Removal Tool CM 20	G.5
1866750000	4032248437078	Removal Tool HE	G.11
1866750000	4032248437078	Removal Tool HE	G.3
1867360000	4032248438341	HDC SHIELD LEVER 8 SC	G.15
1867370000	4032248438358	HDC SHIELD LEVER 4 SC	G.15
1867380000	4032248438365	HDC SHIELD LEVER 6 SC	G.15
1867390000	4032248438372	HDC SHIELD LEVER 3 SC	G.15

1870000000

1873520000	4032248457779	HDC HE 6 FP	B.18
1873530000	4032248457786	HDC HE 6 MP	B.18
1873540000	4032248458158	HDC HE 10 FP	B.20
1873550000	4032248458165	HDC HE 10 MP	B.20
1873560000	4032248458172	HDC HE 16 FP	B.22
1873560000	4032248458172	HDC HE 16 FP	B.26
1873570000	4032248458189	HDC HE 16 MP	B.22
1873570000	4032248458189	HDC HE 16 MP	B.26
1873580000	4032248458196	HDC HE 24 FP	B.24
1873580000	4032248458196	HDC HE 24 FP	B.28
1873590000	4032248458202	HDC HE 24 MP	B.24
1873590000	4032248458202	HDC HE 24 MP	B.28
1873860000	4032248458370	HDC HA 10 FC	B.8
1873870000	4032248458387	HDC HA 10 MC	B.8
1873880000	4032248458394	HDC HA 16 FC	B.10
1873880000	4032248458394	HDC HA 16 FC	B.12
1873880000	4032248458394	HDC HA 16 FC	B.14
1873890000	4032248458400	HDC HA 16 MC	B.10
1873890000	4032248458400	HDC HA 16 MC	B.12
1873890000	4032248458400	HDC HA 16 MC	B.14
1875540000	4032248465774	HDC HA 16 FC 33-48	B.14
1875620000	4032248465927	HDC HA 16 MC 17-32	B.12
1875620000	4032248465927	HDC HA 16 MC 17-32	B.14
1875630000	4032248553945	HDC HA 16 MC 33-48	B.14
1875740000	4032248466023	HDC HE 16 FP 17-32	B.26
1875800000	4032248466061	HDC HE 16 MP 17-32	B.26
1875850000	4032248466115	HDC HE 24 FP 25-48	B.28
1875890000	4032248466153	HDC HE 24 MP 25-48	B.28
1876040000	4032248466375	HDC HA 16 FC 17-32	B.12
1876040000	4032248466375	HDC HA 16 FC 17-32	B.14

Order No.	EAN No.	Type	Page
1879010000	4032248473533	HDC CM 5 FC MR	C.6
1879020000	4032248473540	HDC CM 5 MC MR	C.6
1879030000	4032248473557	HDC CM 3 MC MR	C.3
1879040000	4032248473564	HDC CM 3 FC MR	C.3

1890000000

1894710000	4032248509188	HDC-CM-2SPN4.0	C.11
1894720000	4032248509195	HDC-CM-1BPN4.0	C.11
1894730000	4032248509201	HDC-CM-1SPN2.5	C.11
1894740000	4032248509218	HDC-CM-1SPN4.0	C.11
1894750000	4032248509225	HDC-CM-2BPN2.5	C.11
1894760000	4032248509232	HDC-CM-2BPN4.0	C.11
1894770000	4032248509249	HDC-CM-2SPN2.5	C.11
1894780000	4032248509256	HDC-CM-1BPN2.5	C.11
1896780000	4032248592388	HDC HA 10 FT	B.8
1896790000	4032248592395	HDC HA 10 MT	B.8
1896800000	4032248592401	HDC HA 16 FT	B.10
1896800000	4032248592401	HDC HA 16 FT	B.12
1896800000	4032248592401	HDC HA 16 FT	B.14
1896810000	4032248592418	HDC HA 16 FT 17-32	B.12
1896810000	4032248592418	HDC HA 16 FT 17-32	B.14
1896820000	4032248592425	HDC HA 16 FT 33-48	B.14
1896830000	4032248592432	HDC HA 16 MT	B.10
1896830000	4032248592432	HDC HA 16 MT	B.12
1896830000	4032248592432	HDC HA 16 MT	B.14
1896840000	4032248592449	HDC HA 16 MT 17-32	B.12
1896840000	4032248592449	HDC HA 16 MT 17-32	B.14
1896850000	4032248592456	HDC HA 16 MT 33-48	B.14
1896920000	4032248602001	HDC HVE 3+2 FT	B.80
1896930000	4032248602124	HDC HVE 3+2 MT	B.80
1896940000	4032248602131	HDC HVE 6+2 FT	B.82
1896950000	4032248602148	HDC HVE 6+2 MT	B.82
1896960000	4032248602155	HDC HVE 10+2 FT	B.84
1896970000	4032248603213	HDC HVE 10+2 MT	B.84
1899800000	4032248592821	HDC 04A SLU 1PG11G EXI	D.7
1899870000	4032248592838	HDC 04A ALU EXI	D.7
1899890000	4032248592845	HDC 04A AWLU EXI	D.7
1899920000	4032248592852	HDC 04A KOLU 1PG11G EXI	D.7
1899980000	4032248520718	HDC 16B SBU 1M25G	D.21

1900000000

1900080000	4032248520756	HDC 16B SDBO 1M25G	D.25
1900170000	4032248520800	HDC 16B SLU 1M25G	D.23
1900280000	4032248592869	HDC 04A TOLU 1PG11G EXI	D.6
1900310000	4032248592876	HDC 04A TWLU 1PG11G EXI	D.6
1900320000	4032248592883	HDC 04A ELU 1M20G	D.7
1900330000	4032248592890	HDC 04A ELU 1PG13G	D.7
1900350000	4032248592906	HDC 04A ELU 1PG13G EXI	D.7
1900360000	4032248585922	HDC 06B SDLU 1M20G	D.11
1900380000	4032248592913	HDC 06B SDLU 1M25G	D.11
1900460000	4032248585939	HDC 06B SLU 1M20G	D.11
1900480000	4032248585946	HDC 06B SLU 1M25G	D.11
1900820000	4032248521098	HDC 16D SDLU 1M25G	D.11
1900880000	4032248521111	HDC 16D SLU 1M25G	D.11
1900900000	4032248521128	HDC 16D SLU 1M32G	D.11
1900990000	4032248592920	HDC 07A ELU 1PG13G	D.5
1901010000	4032248586158	HDC 10A SDLU 1M20G	D.9
1901040000	4032248586165	HDC 10A SDLU 1M25G	D.9
1901100000	4032248586172	HDC 10A SLU 1M20G	D.9
1901150000	4032248521258	HDC 24B SBU 1M25G	D.31
1901160000	4032248586189	HDC 10A SLU 1M25G	D.9
1901360000	4032248588237	HDC 10B SBU 1M20G	D.13
1901370000	4032248588244	HDC 10B SBU 1M25G	D.13
1901480000	4032248521364	HDC 24B SDLU 1M25G	D.33
1901490000	4032248588251	HDC 10B SDBO 1M20G	D.16
1901510000	4032248588268	HDC 10B SDBO 1M25G	D.16
1901560000	4032248521395	HDC 24B SLU 1M25G	D.33
1901570000	4032248588275	HDC 10B SDLU 1M20G	D.15
1901620000	4032248587315	HDC 10B SLU 1M20G	D.15
1901640000	4032248587322	HDC 10B SLU 1M25G	D.15
1902480000	4032248592944	HDC 24B TSBU 1M40G	D.30
1902600000	4032248585625	HDC 32B SBU 1M32G	D.39
1902610000	4032248585632	HDC 32B SBU 1PG36G	D.39
1902640000	4032248585649	HDC 32B SBU 2PG36G	D.39
1902650000	4032248585656	HDC 32B SDLU 1M32G	D.41
1902670000	4032248585663	HDC 32B SLU 1M32G	D.41
1902730000	4032248585670	HDC 32B KBU 1M40G	D.39
1902740000	4032248585687	HDC 32B KBU 1PG29G	D.39
1902750000	4032248585694	HDC 32B KBU 1PG36G	D.39
1902970000	4032248592951	HDC 40D SBU 1M25G	D.21
1902980000	4032248585274	HDC 24B TOBU 1M40G	D.30
1902990000	4032248592968	HDC 40D SBU 1M32G	D.21
1903070000	4032248592975	HDC 40D SDLU 1M25G	D.23
1903080000	4032248592982	HDC 40D SDLU 1M32G	D.23
1903110000	4032248590117	HDC 40D SLU 1M32G	D.23
1903210000	4032248592999	HDC 24D SBU 1M25G	D.13
1903220000	4032248588183	HDC 24D SBU 1M32G	D.13
1903370000	4032248588190	HDC 24D SDBO 1M25G	D.16
1903410000	4032248588206	HDC 24D SDLU 1M25G	D.15
1903510000	4032248588213	HDC 24D SDLU 1M32G	D.15
1903560000	4032248588220	HDC 24D SLU 1M32G	D.15
1903870000	4032248586110	HDC 32A SBU 1M25G	D.27
1903900000	4032248586127	HDC 32A SDBO 1M25G	D.28
1903910000	4032248586134	HDC 32A SDBO 1M32G	D.28
1904150000	4032248585700	HDC 48B SDLU 1M32G	D.43
1904190000	4032248585779	HDC 48B SLU 1M32G	D.43
1904340000	4032248585601	HDC 64D SBU 1M25G	D.31

Downloaded from Elcodis.com electronic components distributor

Order No.	EAN No.	Type	Page
1904350000	4032248585298	HDC 64D SBU 1M32G	D.31
1904400000	4032248585236	HDC 64D SDBO 1M32G	D.34
1904430000	4032248585106	HDC 64D SDLU 1M25G	D.33
1904440000	4032248585212	HDC 64D SDLU 1M32G	D.33
1904480000	4032248585090	HDC 64D SLU 1M25G	D.33
1904490000	4032248585618	HDC 64D SLU 1M32G	D.33
1908480000		HDC CM Bus M4 CT	C.17
1908490000		HDC CM Bus F2	C.16
1908500000		HDC CM Bus F4 CT	C.17
1908510000		HDC CM Bus GCA	C.17
1908520000		HDC CM Bus M1 CT	C.17
1908530000		HDC CM Bus M2	C.16
1908540000		HDC CM Bus F1 CT	C.17
1909660000	4032248536580	VG M12-K67	H.6
1909670000	4032248536597	VG M16-K67 4-8	H.6
1909680000	4032248536603	VG M16-K67 5-10	H.6
1909690000	4032248536610	VG M20-K67 6-12	H.6
1909700000	4032248536627	VG M20-K67 10-14	H.6
1909710000	4032248536634	VG M25-K67	H.6
1909720000	4032248536641	VG M32-K67	H.6
1909730000	4032248536658	VG M40-K67	H.6
1909740000	4032248536665	VG M50-K67	H.6
1909750000	4032248536672	VG M63-K67	H.6
1909760000	4032248536689	VG PG7-K67	H.6
1909770000	4032248536696	VG PG9-K67	H.6
1909780000	4032248536702	VG PG11-K67	H.6
1909790000	4032248536719	VG PG13,5-K67	H.6
1909800000	4032248536726	VG PG16-K67	H.6
1909810000	4032248536733	VG PG21-K67	H.6
1909820000	4032248536740	VG PG29-K67	H.6
1909830000	4032248536757	VG PG36-K67	H.6
1909840000	4032248536764	VG PG42-K67	H.6
1909850000	4032248536771	VG PG48-K67	H.6
1909860000	4032248536788	VG M16-1/K68	H.6
1909870000	4032248536795	VG M25-1/K68	H.6
1909880000	4032248536801	VG M32-1/K68	H.6
1909890000	4032248536818	VG M40-1/K68	H.6
1909900000	4032248536825	VG M50-1/K68	H.6
1909910000	4032248536832	VG M16-1/MS68	H.9
1909920000	4032248536849	VG M25-1/MS68	H.9
1909930000	4032248536856	VG M32-1/MS68	H.9
1909940000	4032248536863	VG M40-1/MS68	H.9
1909950000	4032248536870	VG M50-1/MS68	H.9

1910000000

1912190000	4032248541515	HDC SHIELD CLAMP 4.5	G.16
1912200000	4032248541522	HDC SHIELD CLAMP 5.0	G.16
1912210000	4032248541539	HDC SHIELD CLAMP 6.0	G.16
1912220000	4032248541546	HDC SHIELD CLAMP 7.0	G.16
1912230000	4032248541553	HDC SHIELD CLAMP 8.0	G.16
1912240000	4032248541560	HDC SHIELD CLAMP 9.0	G.16
1912250000	4032248541577	HDC SHIELD CLAMP 10.0	G.16
1912440000	4032248542031	HDC HQ 5 MC	B.106
1912460000	4032248542055	HDC HQ 5 FC	B.106
1913320000	4032248543663	GWDR M12-NP	H.12
1919970000	4032248557943	HDC HQ 8 MC	B.108
1919980000	4032248557950	HDC HQ 8 FC	B.108

1920000000

1921720000	4032248562909	VG H M20 MS	H.8
1921740000	4032248563012	VG H M25 MS	H.8
1921760000	4032248563029	VG H M32 MS	H.8
1921770000	4032248563036	VG H M40 MS	H.8

1930000000

1934770000	4032248592029	HDC GRIP PANEL 8 SC	G.17

9000000000

9002650000	4008190020163	KT 8	G.7
9004530000	4008190041991	DW RSV 1.6	G.11

9010000000

9010950000	4032248331543	HTX-HDC/POF	G.11
9010950000	4032248331543	HTX-HDC/POF	G.7
9012710000	4008190118761	CZB 1	G.10
9012710000	4008190118761	CZB 1	G.3
9018480000	4008190884581	CTX CM 3.6	G.10
9018480000	4008190884581	CTX CM 3.6	G.4
9018490000	4008190884598	CTX CM 1.6/2.5	G.10
9018490000	4008190884598	CTX CM 1.6/2.5	G.3
9018490000	4008190884598	CTX CM 1.6/2.5	G.4
9018490000	4008190884598	CTX CM 1.6/2.5	G.5

9020000000

9020360000	4032248300556	AM LWL/POF	G.11
9020360000	4032248300556	AM LWL/POF	G.7
9020390000	4032248300570	PS LWL/POF	G.11
9020390000	4032248300570	PS LWL/POF	G.7
9020400000	4032248300587	PB LWL/POF	G.11
9020400000	4032248300587	PB LWL/POF	G.7

Order No.	EAN No.	Type	Page

9450000000

9457300000	4032248173853	ABD-1-Stahlblech	G.13

Downloaded from Elcodis.com electronic components distributor

Downloaded from Elcodis.com electronic components distributor

Worldwide activities

AE **UAE**
United Arab Emirates
Weidmüller Middle-East
P.O. Box 62448
Dubai
Phone +971 4 3522215, 3523043
Fax +971 4 3599950
info@weidmueller.ae

AR **Argentina**
CPI SA
Bauness 2660
1431 Buenos Aires
Phone +54 11 45238008
Fax +54 11 45220546
compras@cpi.com.ar

AT **Austria**
Weidmüller Ges.m.b.H.
Industriezentrum Nö Süd
Straße 2, Objekt M2
2355 Wiener Neudorf
Phone +43 2236 6708-0
Fax +43 2236 6708-199
office.at@weidmueller.com

AU **Australia**
Weidmüller Pty. Ltd.
43 Huntingwood Drive
Huntingwood,
NSW, 2148
P.O.Box 6944
Blacktown
NSW, 2148
Phone +61 2 9671-9999
Fax +61 2 9671-9911
info@weidmuller.com.au
www.weidmuller.com.au

AZ **Azerbaijan**
West Industries Ltd.
Caspian Plaza, 5-th Floor
44 J. Jabbarly Str., Baku, Azerbaijan
Phone +99412 499 15 15
Fax +99412 499 14 93
sales@west-i.com

BA **Bosnia-Herzegovina**
BH ES Elektrosistem d.o.o.
ul. J. Veselinovica 18
78000 Banja Luka
Bosna
Phone +387 51 317500
Fax +387 51 317500
elsist@inecco.net
www.elektrosistem.co.yu

BE **Belgium**
Weidmüller Benelux B.V.
Ambachtenlaan 11 A
3001 Heverlee
Phone +32 16 395990
Fax +32 16 401051
info@weidmueller.be

BG **Bulgaria**
Weid-Bul eOOd
ul. Nezabravka 33 A,
bl. 315/3/10
1113 Sofia
Phone +359 2 9632560
Fax +359 2 9631098
weidbul@nat.bg

BH **Bahrain**
Khayber Trading Company
P.O. Box 1976 Manama,
Bahrain
Phone +973 17720747
Fax +973 17720331
khayber@batelco.com.bh

BR **Brazil**
Conexel Conexoes Elétricas Ltda.
Rua Garcia Lorca, 176- V. Paulicéia,
09695-900, Sao Bernado do
Campo - SP, Brasil
Phone +55 11 43669600
Fax +55 11 43621677
vendas@conexel.com.br
www.conexel.com.br

BY **Belarus**
TECHNIKON Ltd.
Oktyabrskaya Str. 16/5
Apt. 704
220030 Minsk
Belarus
Phone +375 17 2104626
Fax +375 17 2275830
technikon@belsonet.net

CA **Canada**
W Interconnections Canada Inc.
10 Spy Court, Markham,
Ontario L3 R5 H6
Phone +1 905 475-1507
Fax +1 905 475-5855
info1@weidmuller.ca
www.weidmuller.ca

CH **Switzerland**
Weidmüller Schweiz AG
Rundbuckstrasse 2
8212 Neuhausen am Rheinfall
Phone +41 52 6740707
Fax +41 52 6740708
info@weidmueller.ch
www.weidmueller.ch

CL **Chile**
Felipe Bahamondes S.A./ATS AGRO
Servicios Agroindustriales
Maria Luisa Santander 0475
Providencia
Casilla 3425
Santiago
Phone +56 2 341-1271
Fax +56 2 341-1275
felipe@atsintech.com

CN **China**
Weidmüller Interface International
Trading (Shanghai) Co., Ltd.
12 F, Century Ba-Shi Building,
No. 398 Huaihai Road (M)
Shanghai 200020
P.R. China
Phone +86 21 63868188
Fax +86 21 63867177
www.cnweidmuller.com

CO **Colombia**
Automatizacion Avanzada S. A.
Carrera 97 No. 42 A-23 B3,
Santafe de Bogotá Colombia.
Phone +57 1 4132048
Fax +57 1 4159788
mgallegos@
automatizacionavanzada.com

CR **Costa Rica**
ELVATRON S.A.
400 Norte
Banco Costa Rica, la Uruca,
San José, Costa Rica
Phone +506 2 961060
Fax +506 2 960328
dirk.haase@elvatron.com

CS **Serbia and Montenegro**
ES-YU Elektrosistem
Pariske komune 41
11070 Novi Beograd
Serbia
Phone +381 11 697212
Fax +381 11 693608
esyu@eunet.yu
www.elektrosistem.co.yu

CZ **Czech Republic**
Weidmüller s. r. o.
Videnska ul. 340
25242 Vestec u Prahy
Phone +420 2 44001400
Fax +420 2 44001499
office@weidmueller.cz

DE **Germany**
Weidmüller GmbH & Co. KG
Ohmstraße 9
32758 Detmold
Phone +49 5231 1428-0
Fax +49 5231 1428-116
weidmueller@weidmueller.de
www.weidmueller.de

DK **Denmark**
Knud Wexøe A/S
Skaettekaeret 11
P.O. Box 152
2840 Holte
Phone +45 45465800
Fax +45 45465801
wexoe@wexoe.dk

EE **Estonia**
Alter Electric OÜ
Türi 6, 11313 Tallinn, Estonia
Phone +372 65 19 666
Fax +372 65 19667
alter@alter.ee

EG **Egypt**
Standard Electric
87, Mohamed Farid Street
Heliopolis, Cairo, Egypt
Phone +20 6 42 29 77/ 6 42 29 88
Fax +20 6 42 29 55
stdelec@rite.com

ES **Spain**
Weidmüller S. A.
Narcis Monturiol 11-13
Pol.Ind. Sudoeste
08960 Sant Just Desvern
Barcelona
Phone +34 93 4803386
Fax +34 93 3718055
weidmuller@weidmuller.es
www.weidmuller.es

FI **Finland**
JUHA-ELEKTRO OY
Kylvöpolku 6, P. O. Box 57
00681 Helsinki
Phone +358 9 478411
Fax +358 9 47841311

FR **France**
Weidmüller EURL
12, Chaussée Jules César
B.P. 263 Osny
95523 CERGY PONTOISE Cedex
Phone +33 1 34245500
Fax +33 1 34245501
mail@weidmuller.fr
www.weidmueller.com

GB **United Kingdom**
Weidmuller Ltd.
1 Abbey Wood Road
Kings Hill, West Malling
Kent ME19 4YT
Phone +44 1732 877000
Fax +44 1732 873873
info@weidmuller.co.uk
www.weidmueller.com

GR **Greece**
Electrorama S.A.
1 An. Martali Str.
41335 Larissa
Phone +30 2410 552533
Fax +30 2410 283463
valvizos@electrorama.com.gr

HK **Hong Kong**
United Equity Limited
Suite B, 11/F International Industrial
Centre
2-8 Kwei Tei Street, Fotan, Shatin
Hong Kong
Phone +852 26876739
Fax +852 26876735
united_equity@sinatown.com

HR **Croatia**
Elektro Partner d.o.o.
Radnicka cesta 22
10000 Zagreb
Phone +385 1 6184793
Fax +385 1 6184795
elektropartner@zg.htnet.hr

HU **Hungary**
Weidmüller Kereskedelmi Kft
Dombóvári út 13
1117 Budapest
P. O. Box 22
1507 Budapest
Phone +36 1 464-7888
Fax +36 1 3827701
info@weidmueller.hu

ID **Indonesia**
P. T. Nego Electrindo
Komplek Sentra Kramat, Blok A18
Jl. Kramat Raya No. 7-9
Jakarta 10450 Indonesia
Phone +62 21 3156218
Fax +62 21 3156219
sutrisno@negoelectrindo.co.id

IE **Ireland**
A.P. Haslam Ltd.
14 Sunshine Ind. Estate
Crumlin Road
Dublin 12
Phone +353 1 453-2522
Fax +353 1 453-2949
paul.haslam@aphaslam.ie

IL **Israel**
A.U. Shay Ltd.
Embar Street 23/25
P.O.Box 10049
Petach-Tikva 49222
Phone +972 3 9233601
Fax +972 3 9234601
shay@uriel-shay.com

IN **India**
Weidmüller
Representative office
Vijay Dattani
156-4th cross, Prashant Extension
Whitefield
Bangalore - 560 066
Phone +91 80 8453999
vdattani@eth.net

IR **Iran**
TAF Co.
72, Iranshahr Av.
Unit 5,
15816 Teheran
Phone +98 21 8831-7851
Fax +98 21 8882-0268
info@taf-co.com

IS **Iceland**
Samey Automation Center
Lyngas 13, 210 Garoabaer,
Iceland
Phone +354 510 5200
Fax +354 510 5201
samey@samey.is

IT **Italy**
Weidmüller S.r.l.
Via Albert Einstein 4
20092 Cinisello Balsamo
Milano
Phone +39 02 660681
Fax +39 02 6124945
weidmuller@weidmuller.it
www.weidmuller.it

JO **Jordan**
Horizons Engineering
P.O. Box 330607 ZC
11133 Amman
Phone +962 64882114
Fax +962 4882115
horizons@go.com.jo

JP **Japan**
Nihon Weidmüller Co. Ltd.
Asahi Seimei Bldg. 11F
1-14-1 Fuchucho Fuchu-shi
Tokyo 183-0055 Japan
Phone +81 42 330-7891
Fax +81 42 330-7895
www.weidmuller.co.jp

KR **South Korea**
Weidmüller Co., Ltd.
2 floor Wooam B/D 46-27
Samsung2-Dong, Kangnam-Ku
Seoul
Korea, Zip: 135-868
Phone +82 2 5160003
Fax +82 2 5160090
info@weidmuller.co.kr

KW **Kuwait**
NOURI Industrial Establishment Co.
P.O.Box 2829,
Safat 13029 Kuwait
Phone +965 4333355
Fax +965 4344085
contact@nie-kwt.com

KZ **Kazakhstan**
SEA STAR
58-A, Office 609, Abilay Khan Aven.
Almaty, 50004
Kazakhstan
Phone +7 3272 733307
Fax +7 3272 501780
alexander@seastargroup.com

KZ **Kazakhstan**
Electric Light LLP
84, Auezov Street
Office 310
480057 Almaty
Kazakhstan
Phone +7 3272 421709
Fax +7 3272 779955
wgm@nursat.kz

Downloaded from Elcodis.com electronic components distributor

LB **Lebanon**
Progress Engineering & Trading Enterprises
P.O. Box 11-1111
Pharaon Bldg., Opp Electr. du Liban
Chafaca Str., Al Nahr
Beirut - Lebanon
Phone +961 1 444664
Fax +961 1 561880
progress@inco.com.lb

LT **Lithuania**
ELEKTROS IRANGA
Tinklu g.29a, 5319 Panevezys, Lithuania
Phone +370 45582828
Fax +370 45582727
info@eliranga.lt

LU **Luxembourg**
Please contact
Weidmüller Belgium, Heverlee

LV **Latvia**
Elektrosistemas SIA
K. Ulmana gatve 140
LV-1029 Riga
Latvia
Phone +371 7870557
Fax +371 7870541
edgars.vilkins@profs.lv
www.profs.lv

MK **Macedonia**
ES MK Elektrosistem d.o.o.
Ul. Bulevar III makedonske brigade bb
91000 Skoplje
Macedonia
Phone +389 91 460295
Fax +389 91 460298
elektro-smk@telekabel.net.mk

MX **Mexico**
W Interconnections, S.A. de C.V
Av. Ingenieros Civiles No. 204-B,
Conjunto Industrial Chachapa
72990 Chachapa,
Puebla Mexico
Phone +52 222 2866247/48/49
Fax +52 222 2866242
clientes@weidmuller.com.mx

MY **Malaysia**
Connect Plus Technology Sdn Bhd
9, Jalan PJS 11/24,
Bandar Sunway,
46150 Petaling Jaya,
Selangor Darul Ehsan,
Malaysia
Phone +60 3 5633 7363
Fax +60 3 5633 6562
andy@cptech.com.my
www.cptech.com.my

NL **Netherlands**
Weidmüller Benelux B.V.
Franciscusweg 221
1216 SE Hilversum
Postbus 1505
1200 BM Hilversum
Phone +31 35 6261261
Fax +31 35 6234569
info@weidmuller.nl
www.weidmuller.nl

NO **Norway**
Siv. Ing. J. F. Knudtzen A/S
Billingstadsletta 97
1396 Billingstad, P.O. Box 160
1378 Nesbru
Phone +47 66 983350
Fax +47 66 980955
patorgersbraaten@jfknudtzen.no

NZ **New Zealand**
Cuthbert S. Steward Limited
27 Te Puni Street
POB 38496 Petone
Petone, Wellington
Phone +64 4 5686156
Fax +64 4 5686056

OM **Oman**
DAN INTERNATIONAL LLC.
PO.BOX 2901
111 Seeb
Oman
Phone +968 503 677
Fax +968 503 755
yedu@danintl.com

PE **Peru**
TECNOLOGÍA ELÉCTRICA
Y SOLUCIONES S.A.C.
Calle Huandoy 501, Lima 32 – Perú
Phone +51 1 5620004
Fax +51 1 5620004
info@tecsol-peru.com

PH **Philippines**
El Criscent Corporation
B-41 L-10, Villa Palao,
Banlic, Calamba City
Laguna 4027,
Philippines
Phone +63 49 3456329
Fax +63 49 3456329
ecc@laguna.net

PH **Philippines**
Enclosure Systems Specialists Inc
G/F, GE Building
2291 Don Chino Roces Ava Ext
Makati City 1231,
Philippines
Phone +63 2 813 8580
Fax +63 2 813 8596
encsys@mozcom.com

PL **Poland**
Weidmüller Sp. z o.o.
ul. Goledzinowska 10
03-302 Warszawa
Poland
Phone +48 22 5100940
Fax +48 22 5100941
biuro@weidmuller.com.pl
www.weidmuller.pl

PT **Portugal**
Weidmüller - Sistemas de
Interface, S. A.
Estrada Outeiro Polima, Lote B,
N° B2, Escritório 2 - Abóboda
2785-518 Sao Domingos de Rana
Lisboa
Phone +351 21 4459190
Fax +351 21 4455871
weidmuller@weidmuller.pt
www.weidmuller.pt

PY **Paraguay**
Rewo Paraguay S.A.
Sucre 2590 esq Emeterio Miranda
Asunción
Paraguay
Phone +595 21 60 60 13
Fax +595 21 60 60 13
rewo@telesurf.com.py

QA **Qatar**
Doha Motors
(Technical Division)
Post Box No. 145
Al Wakrath Road
Doha-Qatar
Phone +974 465 1441
Fax +974 465 4579
dmtctech@quatar.net.qa

RO **Romania**
Rominterface Impex SRL
Str. Gh. Dem Teodorescu 30A
030916 Bukarest - sector 3
Phone +40 21 3220230
Fax +40 21 3228857
romint@dnt.ro

RU **Russia**
Weidmüller Representative Office
Shabolovka street 2
119049 Russia, Moskau
Phone +7 495 771-6940
Fax +7 495 771-6941
info@weidmueller.ru
www.weidmueller.ru

SA **Saudi Arabia**
Al Abdulkarim Trading
P.O. Box 5777, Dammam
31432 Saudi Arabia
Phone +966 3 833-7110
Fax +966 3 833-8242
info@akte.com.sa

SA **Saudi Arabia**
Saudi Electric Supply Co.
P.O. Box 3298, Al Khobar
31952 Saudi Arabia
Phone +966 3 882-9546227
Fax +966 3 882-9547
customer.service@sesco-ge.com

SE **Sweden**
Weidmüller AB
Stockholm, Arenavägen 39,
12177 Johanneshov
P.O. Box 10120
12128 Stockholm-Globen
Phone +46 771 43 00 44
Fax +46 8 7272480
mail.stockholm@weidmuller.se

SG **Singapore**
Weidmüller Pte. Ltd.
629 Aljunied Road, #05-05
Cititech Industrial Building
Singapore 389838
Phone +65 6841 5311
Fax +65 6841 5377
info@weidmuller.com.sg
www.weidmuller.com.sg

SI **Slovenia**
ELEKTROSPOJI d.o.o.
Stegne 25
1000 Ljubljana
Phone +38 6 15113810
Fax +38 6 15111604
elektrospoji@siol.net

SK **Slovakia**
Elektris s.r.o.
Racianska 188
SK 83153 Bratislava, Slovakia
Phone +421 2 49200113
Fax +421 2 44680328
weidmueller@computel.sk

SY **Syria**
Hovaguimian Bros.
P.O. Box 5093
Damascus
Syria
Phone +963 11-221 84 05
Fax +96311-224 48 69
Hb.hovag@mail.sy

TH **Thailand**
Pisanu Engineering Co., Ltd
800/2 Asoke Dindaeng Road,
Dindaeng,
Bangkok 10400
Thailand
Phone +66 2 2459113
Fax +66 2 2463214
ecsales@pisanu.co.th
www.pisanu.co.th

TR **Turkey**
Weidmüller Elektronik Ticaret Ltd.Sti.
Kavacik Mah. Mihrabad Cad. 143/1
34810 Beykoz – İstanbul / Turkey
Phone +90 216 5371070 (Pbx)
Fax +90 216 5371077
info@weidmuller.com.tr

TW **Taiwan**
Fittatek Co., Ltd.
12 F No. 185 Fu-Kuo Road,
Tso Ying Dist,
Kaohsiung, Taiwan
Phone +886 7556-0858
Fax +886 7556-3279
stanley@fittatek.com.tw

TW **Taiwan**
Eucan Enterprise Ltd.
No. 145 He Ping 2nd Rd
Kaohsiung, Taiwan
Phone +886 7 715 6610
Fax +886 7 715 8748
mark@eucan.com.tw
www.eucan.com.tw

UA **Ukraine**
TEKO Interface
Per.Industrialny 2
03056 - Kiev
Phone +380 04463 57760
Fax +380 04463 91082
elektro@panko.kiev.ua

US **USA**
W-Interconnections, Inc.
821 Southlake Boulevard, Richmond, VA 23236
Phone +1 804 7942877
Fax +1 804 3792593
info@weidmuller.com
www.weidmuller.com

UY **Uruguay**
Rewo Uruguay S.A.
AV. Bolivia 2001 Esq Rocafuerte
Carrasco Montevideo
Phone +598 260 4 8439
Fax +598 260 4 8439
clorda@rewouruguay.com.uy

VE **Venezuela**
Somerinca C. A.
Edificio Esteban Piso 2
Calle Vargas Bolleita Notre
Caracas 1070 A
Venezuela
Phone +58 212 2352748
Fax +58 212 2385625
klocmoeller@cantv.net

VN **Vietnam**
New Sky Co., Ltd
206 Nguyen Thai Binh Str.,
Ward 12., Tan Binh Dist.,
Ho Chin Minh City
Vietnam
Phone +848 811 6768
Fax +848 811 7899
newsky-e@hcm.vnn.vn
www.newsky-e.com

YE **Yemen**
Please contact
Weidmüller Middle-East
United Arab Emirates

ZA **South Africa**
RAD Interface Pty. Ltd.
5 Bundo Road
Sebenza Extension
Edenvale 1609
P.O.Box 193
Edenvale 1610
Phone +27 11 452-1930
Fax +27 11 452-6455
alockyer@radinterface.co.za

DE **Other countries**
Weidmüller Interface GmbH & Co. KG
P.O. Box 3030
32720 Detmold
Klingenbergstraße 16
32758 Detmold
Phone +49 5231 14-0
Fax +49 5231 14-20 83
info@weidmueller.com
www.weidmueller.com

DE Group companies

DE Agency abroad

DE Without own Agency

Downloaded from Elcodis.com electronic components distributor

We cannot guarantee that there are no mistakes in the publications or software provided by us to the customer for the purpose of making orders. We try our best to quickly correct errors in our printed media. For this purpose we list corrections, which have been identified after publishing printed media, on our web site at www.weidmueller.com. For convenience we list these corrections against product catalogue number and/or page number. This Internet-database is part of our catalogue.

All orders are based on our general terms of delivery, which can be reviewed on the websites of our group companies where you place your order. On demand we can also send the general terms of delivery to you.

Downloaded from Elcodis.com electronic components distributor