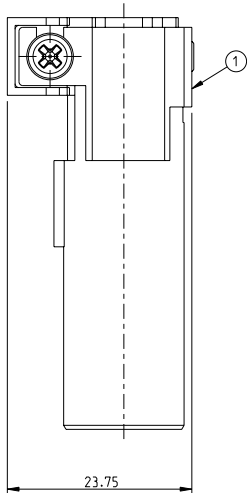
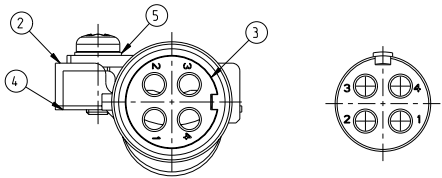


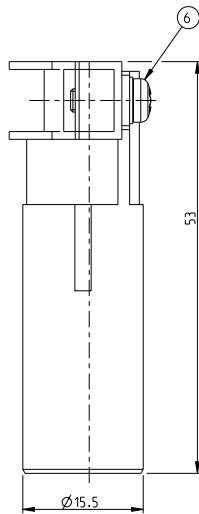
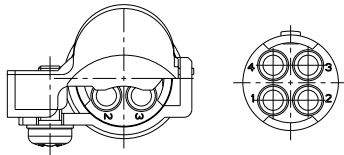
THIS DRAWING IS UNPUBLISHED. RELEASED FOR PUBLICATION 2000
 © COPYRIGHT 2000 BY TYCO ELECTRONICS CORPORATION. ALL RIGHTS RESERVED.

| LOC | DIST | REVISIONS | | | |
|-----|------|------------------------------|-----------|-----|------|
| P | LTR | DESCRIPTION | DATE | DWN | APVD |
| A3 | | RELEASED ASPER ECR-09-012227 | 29-May-09 | GG | TS |

CONTACT ARRANGEMENT:
VIEW FROM CONNECTING SIDE

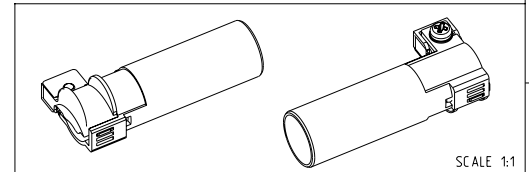


CONTACT ARRANGEMENT:
VIEW FROM TERMINATION SIDE



NOTES

- SUITABLE CRIMP CONTACTS: SERIES HN.D
CUSTOMER DRAWING: 1105050
OUTER DIMENSIONS OF INSULATION: MAX. \varnothing 4mm
- SUITABLE MODULE FIXING FRAME: SERIES HVS SIZE 3 TO 8
CUSTOMER DRAWING: 1103250
- SUITABLE INSERTION TOOL:
CUSTOMER DRAWING: 1102855
- SUITABLE EXTRACTION TOOL:
CUSTOMER DRAWING: 1102855
- STANDARDS:
DIN EN 61984; DIN EN 60664-1
- PACKAGING:
10 SETS IN A CARTON, PRE-MOUNTED



PN 0-1 AS SHOWN

| PN 0-1 | DESCRIPTION | MATERIAL | SURFACE | COLOR | NOTE | ITEM NO |
|--------|---------------------|-----------|-------------|-------|-------------|---------|
| 1 | SCREW PAN HEAD | STEEL | | | ISO 7045 A2 | 6 |
| 1 | SPRING WASHER A3 | STEEL | ZINC PLATED | | DIN 137 | 5 |
| 1 | CLOSING 3-6mm | ZINC | | | | 4 |
| 1 | CONTACT INSERT MALE | PA66-GF25 | | BLACK | | 3 |
| 1 | CLOSING 6-9mm | ZINC | | | | 2 |
| 1 | SHIELD BARREL MALE | ZINC | | | | 1 |

HVS-TX.HN.D.4.Sti.C

| | | | | |
|---|--|---------------------------------|--|--------------------|
| <small>THIS DRAWING IS A CONTROLLED DOCUMENT FOR TYCO ELECTRONICS CORPORATION IT IS SUBJECT TO CHANGE AND THE CONTROLLING ENGINEERING ORGANIZATION SHOULD BE CONTACTED FOR THE LATEST REVISION.</small> | | DWN 21.02.2006 SCHNEIDER | Tyco Electronics AMP GmbH 53757 Sankt Augustin, Germany | |
| DIMENSIONS: mm | TOLERANCES UNLESS OTHERWISE SPECIFIED: 0 PLC \pm 1 PLC \pm 2 PLC \pm 3 PLC \pm 4 PLC \pm ANGLES | CHK 21.02.2006 A.GAST | NAME T.SCHNURPFIL | |
| | | APVD 21.02.2006 T.SCHNURPFIL | SHIELD BARREL MALE HVS-TX.HN.D.4.STI | |
| MATERIAL | FINISH | PRODUCT SPEC 108-74086 | SIZE A3 | CAGE CODE 00779 |
| | | APPLICATION SPEC 114-74088 | DRAWING NO 1103283 | RESTRICTED TO |
| | | WEIGHT | SCALE 5:1 SHEET 1 OF 1 REV A3 | |
| | | CUSTOMER DRAWING | | |

AMP 1470-19 REV 31MAR2000

Pro/ENGINEER DRAWING