

4

3

2

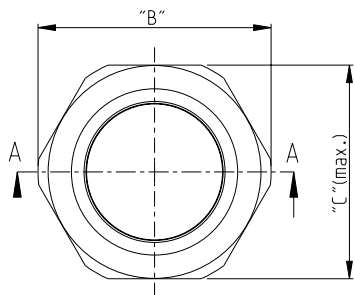
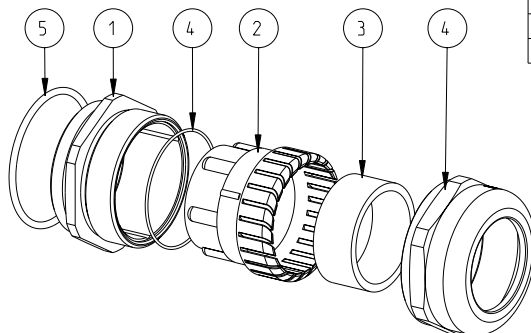
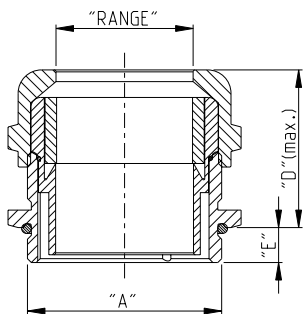
1

THIS DRAWING IS UNPUBLISHED. RELEASED FOR PUBLICATION 2006
COPYRIGHT 2006 BY TYCO ELECTRONICS CORPORATION. ALL INTERNATIONAL RIGHTS RESERVED.

LOC	DIST	REVISIONS			
P	LTR	DESCRIPTION	DATE	DNW	APVD
A1	-	ECR-10-014117	06.07.2010	SR	AR

Notes

- 1 MATERIALS:
BASE HOUSING & PRESSURE SCREW: BRASS, NICKEL PLATED
SEALINGS: NBR, BLACK
INSERT: PA
- 2 STANDARDS:
DIN EN 50262
- 3 PACKAGING:
PACKAGING QUANTITY: 5 PIECES PN: 3-2, 4-0, 5-0
PACKAGING QUANTITY: 10 PIECES PN: 1-6, 2-0, 2-5



PART NO.	DESCRIPTION	MATERIAL	SURFACE COLOR	"A"	"B"	"C"	"D"	"RANGE"	WEIGHT [kg]	ITEM
5-0	PRESSURE NUT	BRASS	NICKEL PLATED	M50x1.5	SW55	Ø60	40.0	Ø32-38	0.275	6
4-0	O-RING	NBR	BLACK	M40x1.5	SW 43	Ø46	34.0	Ø22-32	0.124	5
3-2	O-RING	NBR	BLACK	M32x1.5	SW 34	Ø36	30.0	Ø18-25	0.075	4
2-5	SEALING INSERT	NBR	BLACK	M25x1.5	SW 27	Ø30	27.0	Ø13-18	0.045	3
2-0	PRESSURE INSERT	PA	GREY	M20x1.5	SW 22	Ø24	27.0	Ø6-12	0.032	2
1-6	DOUBLE NIPPLE	BRASS	NICKEL PLATED	M16x1.5	SW 16	Ø19	25.0	Ø5-10	0.019	1

THIS DRAWING IS A CONTROLLED DOCUMENT FOR TYCO ELECTRONICS CORPORATION IT IS SUBJECT TO CHANGE AND THE CONTROLLING ENGINEERING ORGANIZATION SHOULD BE CONTACTED FOR THE LATEST REVISION.

DIMENSIONS: mm 	TOLERANCES UNLESS OTHERWISE SPECIFIED: 0 PLC ± 1 PLC ± 2 PLC ± 3 PLC ± 4 PLC ± ANGLES ±° MATERIAL - FINISH -	DWN H.BRAUN 20DEC2006 CHK - APVD T.SCHNURPFIL 20DEC2006 PRODUCT SPEC - APPLICATION SPEC - WEIGHT - CUSTOMER DRAWING	Tyco Electronics tyco Electronics AMP GmbH 53757 Sankt Augustin (Germany) NAME ASS'Y CABLE GLAND SERIES HUT-MS, METRIC SIZE A3 CAGE CODE 00779 DRAWING NO C=1102770 RESTRICTED TO - SCALE 1:1 SHEET 1 OF 1 REV A2
-----------------------	---	---	--

1470-19 (2/09)

Pro/ENGINEER DRAWING