


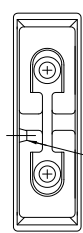
DRAWING MADE IN THIRD ANGLE PROJECTION
 THIS DRAWING IS UNPUBLISHED. RELEASED FOR PUBLICATION, 19
 © COPYRIGHT 19 BY AMP INCORPORATED. ALL INTERNATIONAL RIGHTS RESERVED.

PART NUMBER	KEYING TYPE	
501805-1	A TO B	
501805-2	M TO S	OBSOLETE
501805-3	A TO B	OBSOLETE
501805-4	M TO S	OBSOLETE

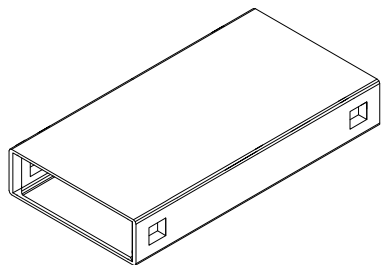
LOC	DIST	P	F	ZONE	LTR	REVISIONS	DATE	APPD
CE	16					O NPR 88-57		
						C REV PER 0A00-0588-03		
						CI REVISED PER ECO-09-020932		



1. DIMENSIONS IN [] ARE IN INCHES.
 INDIVIDUALLY PACKAGED
 OBSOLETE PARTS: OBSOLETE CIS STREAMLINING PER D.RENAUD/D.SINISI



SEE TABLE FOR KEYING TYPE



METRIC

RESTRICTED RELEASE
 DRAWING MAY CHANGE WITHOUT
 CUSTOMER NOTIFICATION

DO NOT SCALE PRINT. UNLESS SPECIFIED DIMENSIONS IN mm				PART NO	
DR	D.KNOWLDEN	4-23-88	AMP INCORPORATED Harrisburg, Pa. 17105 NAME DUPLEX TO DUPLEX COUPLING ASSEMBLY, WITHOUT MOUNTING EARS, AMP FSD		
CHK	B.BRIGGS	4-23-88			
APPD	D.THOMPSON	4-23-88			
APPD	R.WEBER	4-23-88			
MATERIAL	PBT MOLDING COMPOUND	PRODUCT SPEC			
FINISH	-	APPLICATION SPEC	SIZE	FSCM NO	DRAWING NO
			C	00779	501805
WEIGHT	-	SCALE	2:1	SHEET	1 OF 1

AMP 1471-6 REV 3-87 Translated from 061209.213304 (YYMMDDHHMMSS) from ComputerAid, Inc., Medium Revision 12.2.87

CUSTOMER DRAWING

501805

A