

4

3

2

1

THIS DRAWING IS UNPUBLISHED. RELEASED FOR PUBLICATION
 © COPYRIGHT 19 BY AMP INCORPORATED. ALL RIGHTS RESERVED.

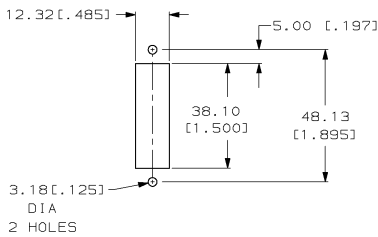
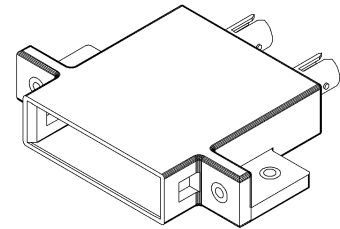
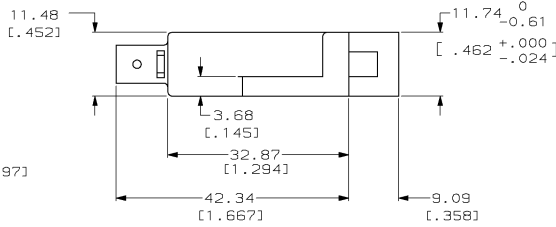
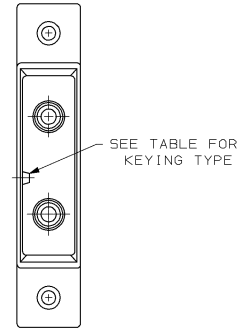
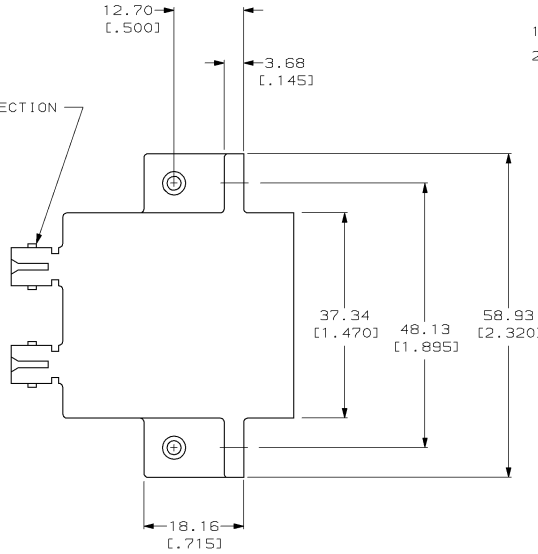
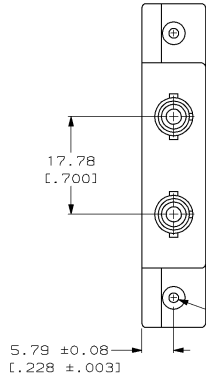
LOC	DIST	REVISIONS			
		REV	DESCRIPTION	DATE	BY
CE	16	H	REVISED PER EC 0A00-0525-96	25APR97	TG KM

PART NUMBER	KEYING TYPE
501933-1	A
501933-2	B
501933-3	M
501933-4	S
501933-5	A
501933-6	B
501933-7	M
501933-8	S

SUPERSEDED BY
 501933-1
 SUPERSEDED BY
 501933-2
 SUPERSEDED BY
 501933-3
 SUPERSEDED BY
 501933-4

1. DIMENSIONS IN [] ARE IN INCHES
2. THREADED INSERTS INSTALLED IN BOTH PANEL AND BOARD MOUNTING EARS.

2.5mm BAYONET CONNECTION



SUGGESTED MOUNTING PATTERN

RESTRICTED RELEASE
 DRAWING MAY CHANGE WITHOUT
 CUSTOMER NOTIFICATION

THIS DRAWING IS A CONTROLLED DOCUMENT.		DN D. KNOWLDEN 4-23-98	AMP Incorporated Harrisburg, PA 17105-3608
DIMENSIONS: mm		CHK D. BRIGGS 4-23-98	
DIMENSIONS TOLERANCES UNLESS OTHERWISE SPECIFIED: 0.0 PLG ±.01 0.1 PLG ±.01 0.2 PLG ±.01 0.3 PLG ±.01 0.4 PLG ±.01 ANGLES ±.5°		APPO D. THOMPSON 4-23-98 NAME PRODUCT SPEC APPLICATION SPEC WEIGHT	PLASTIC FSD TO 2.5mm BAYONET ASSEMBLY, WITH M3 THD INSERTS, AMP FSD
MATERIAL: PBT MOLDING COMPOUND		FINISH: -	SIZE CASE CODE DRAWING NO. A200779 C-501933
CUSTOMER DRAWING		SCALE: 2:1	SHEET 1 OF 1 REV H

501933

B

A

RESTRICTED TO

REV H