

4

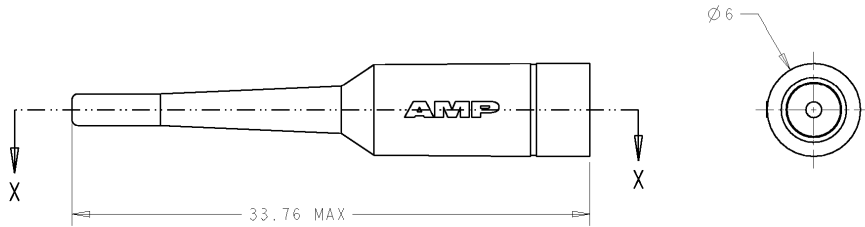
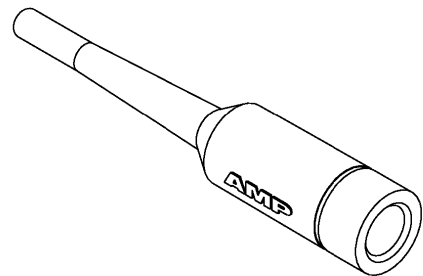
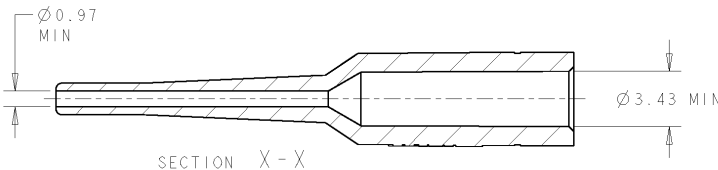
3

2

1

THIS DRAWING IS UNPUBLISHED. RELEASED FOR PUBLICATION 20  
 © COPYRIGHT 20 BY TYCO ELECTRONICS CORPORATION. ALL RIGHTS RESERVED.

| LOC | DIST | REVISIONS               |           |     |      |  |
|-----|------|-------------------------|-----------|-----|------|--|
| P   | LTR  | DESCRIPTION             | DATE      | DWN | APVD |  |
|     | W    | REV PER 0A00-0067-03    | 11FEB03   | DDE | LS   |  |
|     | Y    | REV PER 0A00-0589-03    | 10MAY04   | KG  | SB   |  |
|     | Z    | REVISE PER 0A00-0051-05 | 15FEB2005 | BB  | SB   |  |



|       |             |
|-------|-------------|
| RED   | 2-503628-3  |
| BLUE  | 503628-8    |
| BLACK | 503628-1    |
| COLOR | PART NUMBER |

⚠ MATERIAL: TPE, UL94 V-0 RATED AT QUALIFYING THICKNESS. SEE DASH NUMBERS FOR COLOR.

|  |   |  |  |
|--|---|--|--|
| <small>THIS DRAWING IS A CONTROLLED DOCUMENT FOR TYCO ELECTRONICS CORPORATION. IT IS SUBJECT TO CHANGE AND THE CONTROLLING ENGINEERING ORGANIZATION SHOULD BE CONTACTED FOR THE LATEST REVISION.</small> |   | DWN ERDMAN 31AUG94<br>CHK J MCKEE 31AUG94<br>APVD J MCKEE 31AUG94          | <b>AMP</b> Tyco Electronics<br>Harrisburg, PA 17105-3608             |
| DIMENSIONS:<br>mm<br>  | TOLERANCES UNLESS OTHERWISE SPECIFIED:<br>0 PLC ±<br>1 PLC ±<br>2 PLC ±0.15<br>3 PLC ±<br>4 PLC ±<br>ANGLES ±<br>FINISH - | NAME BOOT, BARE BUFFER<br>PRODUCT SPEC -<br>APPLICATION SPEC -<br>WEIGHT - | SIZE A3<br>CAGE CODE 00779<br>DRAWING NO G-503628<br>RESTRICTED TO - |
| MATERIAL -   |   | CUSTOMER DRAWING   |  |
|  |   | SCALE 4:1  | SHEET 1 OF 1 REV Z   |

AMP 1470-19 REV 31MAR2000  
 Proj/ENGINEER DRAWING