

4

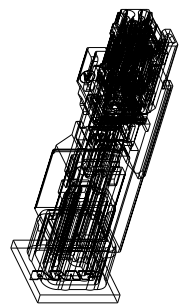
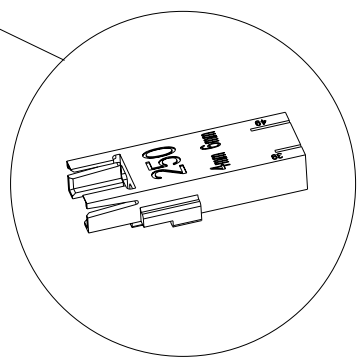
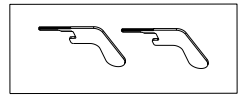
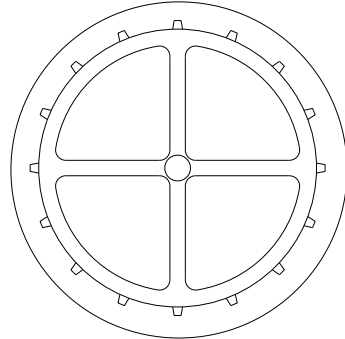
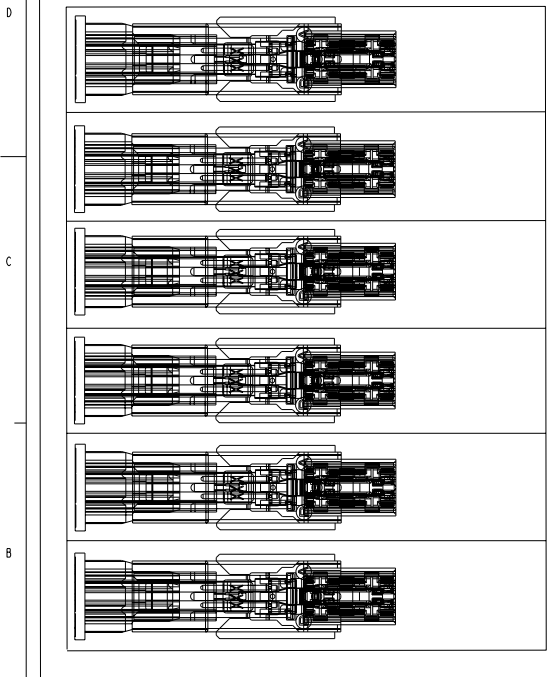
3

2

1

THIS DRAWING IS UNPUBLISHED. RELEASED FOR PUBLICATION
 COPYRIGHT 19 BY AMP INCORPORATED. ALL RIGHTS RESERVED.

REV	DATE	BY	APPD
A	11/28/2006	BB	DK



DESCRIPTION	PART NUMBER
50/125 XG MT-RJ 250um MODULE KIT, 6 PACK	6278303-4
62.5/125 MT-RJ 250um MODULE KIT, 6 PACK	6278303-2
50/125 MT-RJ 250um MODULE KIT, 6 PACK	6278303-1

<small>ALL DIMENSIONS TO CENTER UNLESS OTHERWISE SPECIFIED DIMENSIONS IN PARENTHESES ARE FOR INFORMATION ONLY DIMENSIONS IN BRACKETS ARE FOR INFORMATION ONLY</small>		DWR: D. BRIGGS 11OCT2005 CK: D. KIRSCH 11OCT2005 APD: S. BUCHTER 07NOV2005	AMP AMP Incorporated Harrisburg, PA 17105-3608
DIMENSIONS: mm	TOLERANCES UNLESS OTHERWISE SPECIFIED: 0 PLC ±.010 1 PLC ±.010 2 PLC ±.010 3 PLC ±.010 4 PLC ±.010 ANGLE ±.010 FINISH -	NAME: MT-RJ 39mm MODULE KIT, 6-PACK 250um APPLICATION SPEC: - SIZE: A2 CASE CODE: 00779 DRAWING NO: ©-6278303	DESCRIPTION: MT-RJ 39mm MODULE KIT, 6-PACK 250um PART NUMBER: 6278303-1
MATERIAL: -		HEIGHT: -	SCALE: NTS
CUSTOMER DRAWING		SHEET 1 OF 1 REV A	

AMP 1471-9 REV 09/01/04