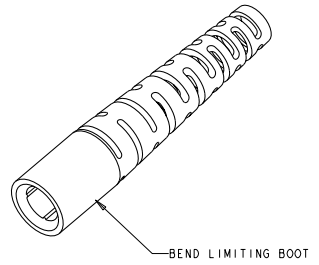
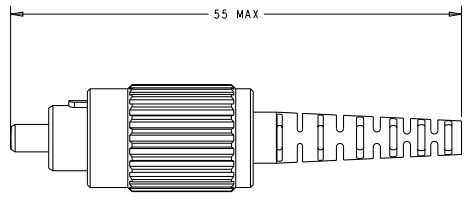
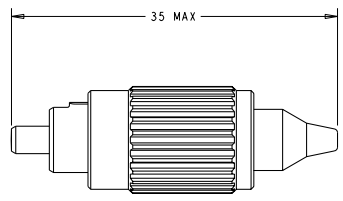


4 3 2 1

THIS DRAWING IS UNPUBLISHED. BY TYCO ELECTRONICS CORPORATION. ALL RIGHTS RESERVED.

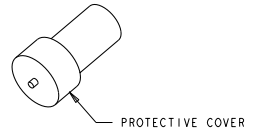
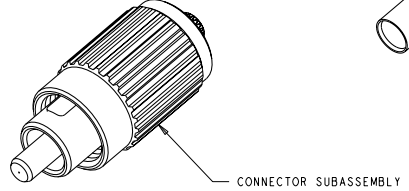
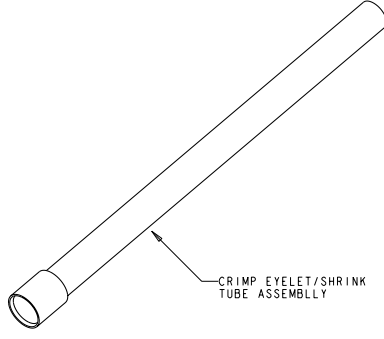
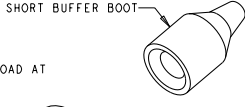
REV	DATE	BY	APPV
A	30SEP2006	BB	SM
A1	16MAR2009	BB	SB



**MATERIAL:**  
 PROTECTIVE COVER: LDPE, COLOR: BLACK, NON-FR  
 CONNECTOR SUBASSEMBLY:  
 COUPLING NUT: ELECTROLESS NICKEL PLATED BRASS  
 PLUG BODY: PPS-GF40, COLOR: BEIGE.\*  
 RETAINER BODY: ALUMINUM, CLEAR ANODIZE.  
 SPRING: STAINLESS STEEL  
 FERRULE ASSEMBLY: CERAMIC/PBT-GF17.\*  
 EPOXY FILL TUBING: PTFE, COLOR: CLEAR, UL VW-1 RATED  
 BUFFER BOOT: TPE, COLOR: BLUE.\*  
 CRIMP EYELET/SHRINK TUBE ASSEMBLY: ALUMINUM/POLYOLEFIN,  
 COLOR: YELLOW/BLACK (2.4mm), UL VW-1 RATED.  
 BEND LIMITED BOOT: PP, COLOR: BLUE.\*  
 \*UL94 V-0 RATED AT QUALIFYING THICKNESS.

- 2 TO BE USED WITH 900um BUFFERED FIBER.
- 3 BULK PACKAGE.

4. INSTRUCTION SHEET: 408-8674 AVAILABLE FOR DOWNLOAD AT  
[www.tycoelectronics.com/documents](http://www.tycoelectronics.com/documents) OR  
[www.ampnetconnect.com/foguide](http://www.ampnetconnect.com/foguide).



NONE	6754264-8
1.6-2.0mm	6754264-7
2.4mm	6754264-6
2.4mm	6754264-5
1.6-2.0mm	6754264-4
SHORT BUFFER	6754264-2
BOOT	PART NUMBER

DIMENSIONS: mm		TO BE USED WITH 900um BUFFERED FIBER. ORGANIC SPECIES:		DWG B. BRIGGS 15JUL2005	Tyco Electronics Harrisburg, PA 17105-3608
MATERIAL:		PRODUCT SPEC:		CDR S. MILLER 15JUL2005	CONNECTOR KIT, SINGLEMODE, FC, 900um, 1.6-2.4mm
WEIGHT:		APPLICATION SPEC:		APPR S. BUCHTER 15JUL2005	
FINISH:		WEIGHT:		SHEET CASE CODE DRAWING NO	RESTRICTED TO
CUSTOMER DRAWING		WEIGHT:		A2 00779 6754264	SCALE NTS SHEET 1 OF 1 REV A1