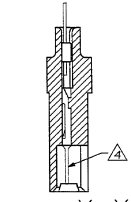
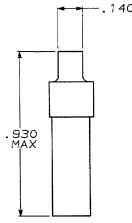
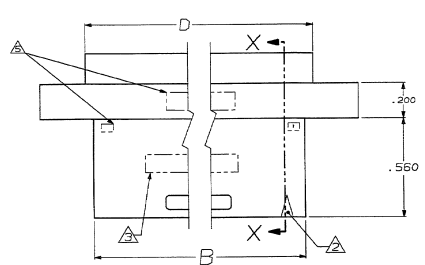
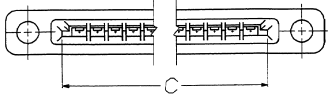


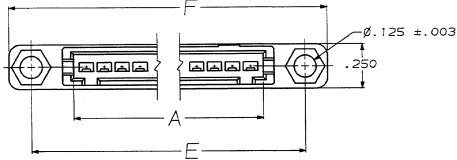
THIS DRAWING IS UNPUBLISHED. RELEASED FOR PUBLICATION
 © COPYRIGHT 19 BY AMP INCORPORATED. ALL INFORMATION RIGHTS RESERVED.

REV	DATE	DESCRIPTION	BY	APPD
1	AR 39			
2		D RETAIN PER EDN AR 2252		
3		F REV PER EOT 200702		

- HOUSING WILL ACCOMMODATE FLEXIBLE FLAT CONDUCTOR CABLE .050 OR .062 WIDE CONDUCTORS ON .100 CENTERS AND/OR #32-22 AWG WIRE WITH INSULATION RANGE .040-.053 O.D.A.
- △ CAVITY IDENTIFICATION FOR FIRST POSITION.
 - △ AMP TRADEMARK MOLDED IN AREA SHOWN
 - △ PIN CONTACTS MUST BE ORDERED SEPARATELY.
 - △ CUSTOMER PART NO, FIRST & LAST POSITION NO TO BE INK STAMPED WITH WHITE INK, LOCATED APPROXIMATELY AS SHOWN.



SECTION X-X
 CRIMPED CONTACT SHOWN
 FOR REF ONLY



CUSTOMER PART NUMBER	F	E	D	C	B	A	NO. OF SPACES	NO. OF POSN	PART NO
713W72120	1.760	1.510	1.250	1.126	1.160	1.040	9	10	494031-4
713W72020	1.260	1.010	.750	.626	.650	.540	4	5	494031-2

DO NOT SCALE PRINT. UNLESS SPECIFIED DIMENSIONS IN INCHES TOLERANCES ON - D DEC ± .005 ANGLES ± .005 MATERIAL THERMOPLASTIC FLAME RETARDANT COLOR: BLACK	OR 177508 DATE HELY ONE 33308 D.ROCKER APPO 83348 E.O.MILLER APPO 83348 W.PARKER PRODDT SPEC	AMP INCORPORATED Merrimack, NH, 17008	HSG, PIN, SHROUDED, W/MT6 EARS, .100¢, FFC
FINISH -	APPLICATION SPEC -	SIZE D	FROR NO 00779
		SCALE 4:1	DRAWING NO 494031

CUSTOMER DRAWING