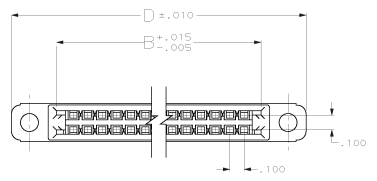
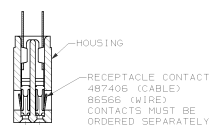
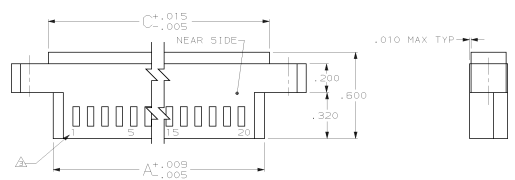


DRAWING MADE IN THIRD ANGLE PROJECTION
 THIS DRAWING IS UNPUBLISHED. RELEASED FOR PUBLICATION
 © COPYRIGHT 19 BY AMP INCORPORATED. ALL INTERNATIONAL RIGHTS RESERVED.

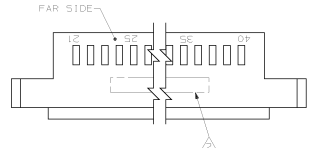
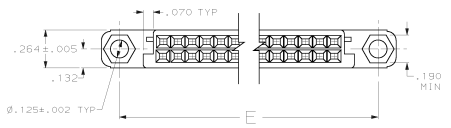
REV. NO.		DATE		DESCRIPTION		APPROVED
00	00			L	REVISED PER EC 0513-0390-04	11/19/04 JG



- △ HOUSING WILL ACCOMMODATE FLEXIBLE FLAT CABLE .050 OR .062 WIDE CONDUCTORS ON .100 CENTERS AND/OR 22-24 AWG WIRE WITH INSULATION RANGE .040 TO .056 DIA
- △ AMP PART NO. & DATE CODE INK STAMPED, WHITE, IN AREA AS SHOWN.
- △ CAVITY INDENT. INK STAMPED, WHITE, BOTH SIDES (SEE TABLE)
- △ OBSOLETE PART NO.



CRIMPED CONTACTS INSERTED FOR REFERENCE ONLY



AMP PART NO.	1, 5, 10, 15, 20, 25, 30, 35, 40, 44	45, 50, 55, 60, 65, 70, 75, 80, 85, 88	4.910	5.160	4.650	4.534	4.580	BB	△ 2-88013-0
△ 1-88013-9	1, 5, 10, 15, 20, 25, 30, 35, 40, 44	45, 50, 55, 60, 65, 70, 75, 80, 85, 88	4.910	5.160	4.650	4.534	4.580	BB	△ 2-88013-0
△ 88013-3	20, 15, 10, 5, 1	40, 35, 30, 25, 21	2.510	2.760	2.250	2.134	2.180	40	88013-1
△ 88013-2	1, 5, 10, 15, 20	21, 25, 30, 35, 40	2.510	2.760	2.250	2.134	2.180	40	88013-1

INK STAMPED PART NO.	NEAR SIDE	FAR SIDE	E	D	C	B	A	NO OF POSN	AS MOUNTED PART NO.	PART NO.	
										AMP	AMP INCORPORATED
										HOUSING, RCPT, DBL ROW W/MTG EARS, .100Ø, FFC	
										SIZE	88013
										SCALE	1 OF 1

11-001-06 14.55.36 002/0500

CUSTOMER DRAWING