

4

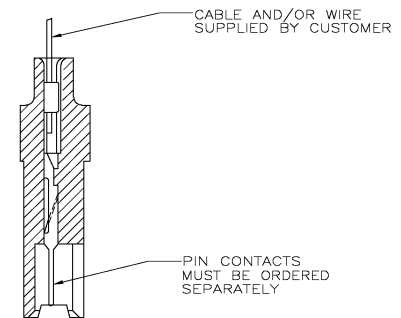
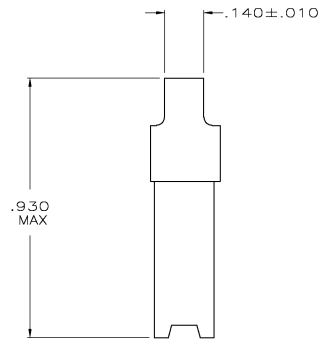
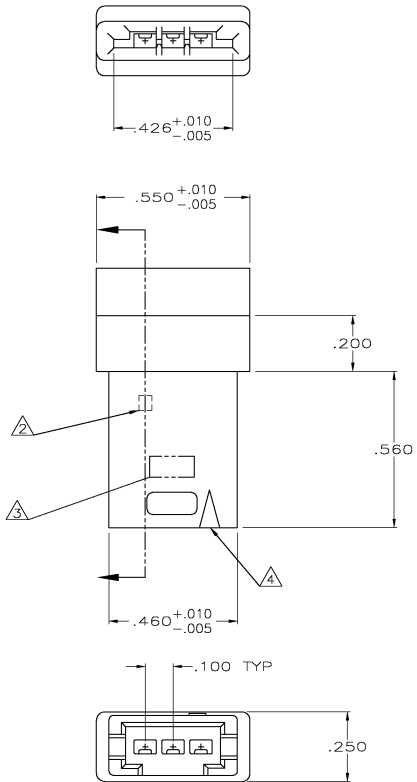
3

2

1

THIS DRAWING IS UNPUBLISHED. RELEASED FOR PUBLICATION
 © 2018 BY TYCO ELECTRONICS CORPORATION. ALL RIGHTS RESERVED.

LOC	DIST	REVISIONS			
F	LTR	DESCRIPTION	DATE	OWN	APPD
GP	00				
	U	REVISED PER EC 0513-0493-03		Q3MARD4	BM JG



SECTION X-X
 CRIMPED CONTACT SHOWN
 FOR REFERENCE ONLY

- 1. HOUSING WILL ACCOMMODATE FLEXIBLE FLAT CONDUCTOR CABLE .050 WIDE CONDUCTORS ON .100 CENTERS AND/OR #32-22 AWG WIRE WITH INSULATION RANGE .025-.056 DIAMETER.
- △ CIRCUIT IDENT NO MOLDED AT FIRST AND THIRD POSITION.
- △ AMP TRADEMARK MOLDED IN THIS AREA.
- △ INDICATES FIRST POSITION.

THIS DRAWING IS A CONTROLLED DOCUMENT.		DRN D. MCMASTER	Q3MARD4	Tyco Electronics Corporation Harrisburg, Pa 17105-3508
DIMENSIONS mm [INCHES]		CHK S. BOLASH	Q3MARD4	
TOLERANCES UNLESS OTHERWISE SPECIFIED:		APPD M. WALKSLEY	Q3MARD4	NAME HOUSING, PIN, W/DETENT SLOTS, .100ϕ, FFC
0 P.L.C. ± .005		PRODUCT SPEC 108-9024		SIZE CASE CODE DRAWING NO A2 00779 C=494032
1 P.L.C. ± .005		APPLICATION SPEC 114-16015		RESTRICTED TO
2 P.L.C. ± .005		WEIGHT		
3 P.L.C. ± .005		MATERIAL THERMOPLASTIC GLASS FILLED COLOR: BLACK		
4 P.L.C. ± .005		FINISH		
ANGLES ± .005		CUSTOMER DRAWING		SCALE 4:1 SHEET 1 OF 1 REV U

AMP 1471-9 REV 31MAY2000

494032