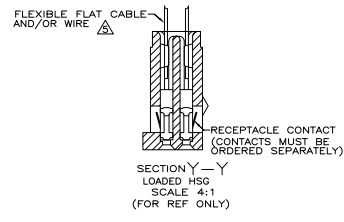
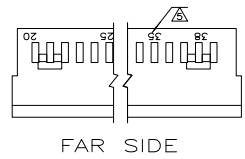
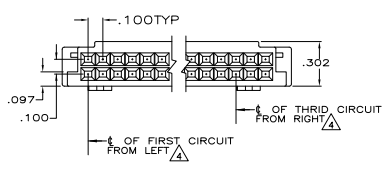
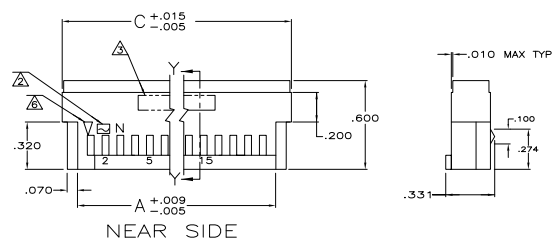
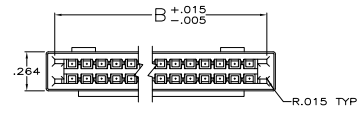


THIS DRAWING IS UNPUBLISHED
 ALL RIGHTS RESERVED

REV	DATE	DESCRIPTION	BY	APP
00				
01		REVISED PER EDD-11-004835	11MR11	RK HMR



- △ HOUSING WILL ACCOMMODATE FLEXIBLE FLAT CABLE .050 OR .062 WIDE CONDUCTORS (CABLE .015 MAX THK) AND/OR #22-32 AWG WIRE WITH INSULATION RANGE OF .045 TO .069 DIA.
- △ MOLDED "AMP" TRADEMARK, IN THIS AREA
- △ PART NO. AND DATE CODE INK STAMPED, WHITE.
- △ DETENTS: 6,8,10,12 & 18 POSN.(1) DETENT LOCATED AS FOLLOWS:
 6 & 8 POSN- 1/2 OF THIRD CIRCUIT FROM RIGHT
 10 & 12 POSN- 1/2 OF FOURTH CIRCUIT FROM RIGHT
 18 POSN- 1/2 OF SIXTH CIRCUIT FROM RIGHT
 20 POSN & ABOVE- (2) DETENTS LOCATED AS SHOWN
- △ CAVITY IDENT NO.INK STAMPED (WHITE), (SEE TABLE)
- △ INDICATES POSITION 1, SURFACE TEXTURE CONTRAST'S WITH REST OF HOUSING
- 7. THIS HOUSING WILL MATE WITH FFC PIN HOUSING
- △ OBSOLETE PART NUMBER
- △ SUPERSEDED BY AS MOLDED PART NUMBER.
- △ GLASS-FILLED NYLON, BLACK, UL V-0.
- △ OBSOLETE PARTS: OBSOLETE CIS STREAMLINING PER D.RENAUD/D.SINISI

INK STAMPED PART NUMBER	CAVITY POSN NO. STAMPED	NEAR SIDE	FAR SIDE	C	B	A	NO OF POS'N	AS MOLDED PART NUMBER
4-88179-1	12-15-22	2-5-10	1.350	1.234	1.140	22	4-88179-2	
3-88179-9			.650	.634	.440	8	4-88179-0	
3-88179-7	16-20-25-30	2-5-10-14	1.750	1.634	1.540	30	3-88179-8	
3-88179-5	18-25-30-34	2-5-10-16	1.950	1.834	1.740	34	3-88179-6	
3-88179-3	7-12	2-5	.850	.734	.640	12	3-88179-4	
3-88179-1	4-6	2	.550	.434	.340	6	3-88179-2	
2-88179-9	6-10	2-4	.750	.634	.540	10	3-88179-0	
2-88179-7			3.750	3.634	3.540	70	2-88179-8	
2-88179-5			3.150	3.034	2.940	58	2-88179-6	
2-88179-3	23-25-30-35-40-44	2-5-10-15-20-21	2.450	2.334	2.240	44	2-88179-4	
2-88179-1	21-25-30-35-40	2-5-10-15-19	2.250	2.134	2.040	40	2-88179-2	
1-88179-9	19-25-30-36	2-5-10-17	2.050	1.934	1.840	36	2-88179-0	
1-88179-7			1.650	1.534	1.440	28	1-88179-8	
1-88179-5	14-20-26	2-5-12	1.550	1.434	1.340	26	1-88179-6	
1-88179-3	13-20-24	2-5-11	1.450	1.334	1.240	24	1-88179-4	
1-88179-1	26-30-35-40-45-50	2-5-10-15-20-24	2.750	2.634	2.540	50	1-88179-2	
88179-9	10-15-18	2-5-8	1.150	1.034	.940	18	1-88179-0	
88179-7	34-40-45-50-55-60-66	2-5-10-15-20-25-32	3.550	3.434	3.340	66	88179-8	
88179-5	20-25-30-35-38	2-5-10-15-18	2.150	2.034	1.940	38	88179-6	
88179-3			1.250	1.134	1.040	20	88179-2	
88179-1			3.250	3.134	3.040	60	88179-4	

THIS DRAWING IS A CONTROLLED DOCUMENT. DATE HELD: 11/07/08. DATE RELEASED: 11/07/08.

TE Connectivity
 HOUSING,RCPT,DEL ROW WITH DETENTS,100 CL.

SIZE: A1 DATE: 007799 DRAWING NO: 88179

CUSTOMER DRAWING