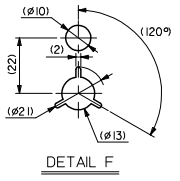
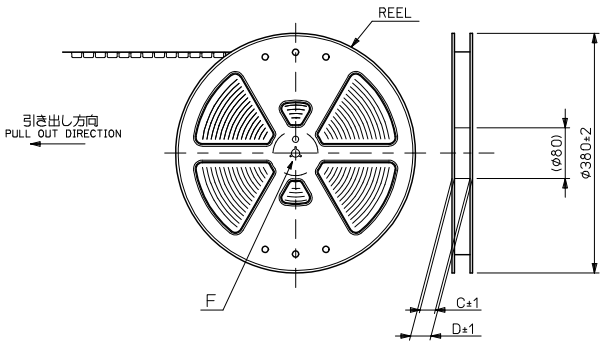
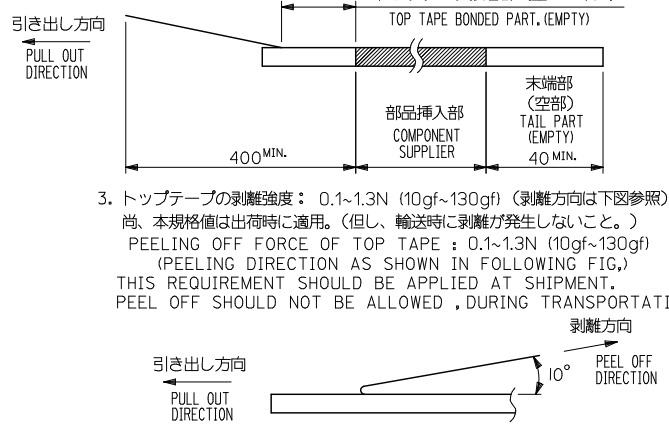


10 9 8 7 6 5 4 3 2 1



NOTES

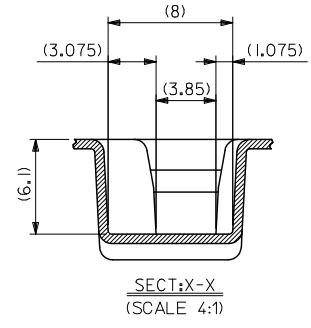
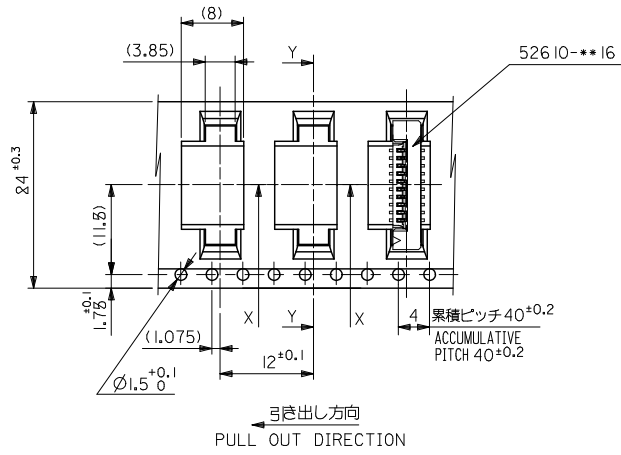
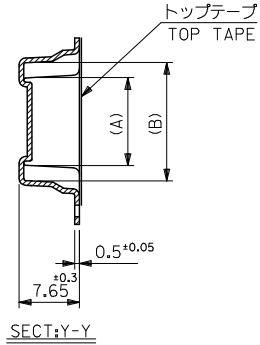
1. 梱包数量：1000個/リール
NUMBER OF CONNECTORS：1000PCS/REEL
2. リードテープ長さ LEAD TAPE LENGTH
20PCS, MIN. トップテープ接着部 (空エンボス)
TOP TAPE BONDED PART. (EMPTY)
400MIN.
部品挿入部
COMPONENT
SUPPLIER
末端部
(空部)
TAIL PART
(EMPTY)
40MIN.
3. トップテープの剥離強度：0.1~1.3N (10gf~130gf) (剥離方向は下図参照)
尚、本規格値は出荷時に適用。(但し、輸送時に剥離が発生しないこと。)
PEELING OFF FORCE OF TOP TAPE：0.1~1.3N (10gf~130gf)
(PEELING DIRECTION AS SHOWN IN FOLLOWING FIG.)
THIS REQUIREMENT SHOULD BE APPLIED AT SHIPMENT.
PEEL OFF SHOULD NOT BE ALLOWED, DURING TRANSPORTATION.
4. 526 10-***16 のアクチュエータはハウジング内に押し下げた状態とする。
詳細寸法については 製品単体図面を参照下さい。
ACTUATOR OF PART NO. 526 10-***16 SHOULD BE LOCKED.
RE DETAILED DIMENSIONS, SEE SALES DRAWING FOR CONNECTOR.
5. 材料 (MATERIAL)
キャリアテープ (CARRIER TAPE)：ポリプロピレン (POLYPROPYLENE)
トップテープ (TOP TAPE)：PET, PE, PEF
リール (REEL)：ポリスチレン (P.S.) <リサイクル材を含む>
POLYSTYRENE (P.S.) <RECYCLE MATERIAL CONTAINED>
6. 本製品は 526 10-***90 の鉛フリー品です
7. 本製品は乾燥剤入り、ハイバリア梱包仕様である。
THIS PRODUCT IS HIGH BARRIER PACKAGE WITH DESICCANT.



52610-***71 MODEL NO.

REVISED EC NO: J2009-2061 DRAWN BY: DRWNTKON 2009/05/20 CHECKED BY: CHYKHMATSUMOTO 2009/05/21 APPROVED BY: APPRHNKITA 2009/05/21	GENERAL TOLERANCES (UNLESS SPECIFIED)		DIMENSION STYLE MM ONLY	SCALE ---	DESIGN UNITS METRIC	THIRD ANGLE PROJECTION
	10 UNDER	±0.2	DRAWN BY T. UENO	DATE '03/12/12	TITLE 1.0 FPC CONN SMT ZIF EMBSTP PKG -LEAD FREE-	
	10 OVER 30 UNDER	±0.25	CHECKED BY M. SASAO	DATE '03/12/12	MOLEX INCORPORATED	
	30 OVER	±0.3	APPROVED BY M. SASAO	DATE '03/12/12	DOCUMENT NO. SD-52610-038	SHEET NO. 1 OF 5
ANGULAR	±3 °	MATERIAL NO. SEE TABLE		THIS DRAWING CONTAINS INFORMATION THAT IS PROPRIETARY TO MOLEX INCORPORATED AND SHOULD NOT BE USED WITHOUT WRITTEN PERMISSION		
DRAFT WHERE APPLICABLE MUST REMAIN WITHIN DIMENSIONS						

10 9 8 7 6 5 4 3 2 1

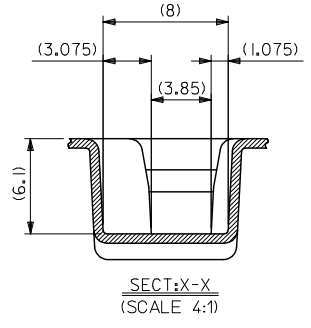
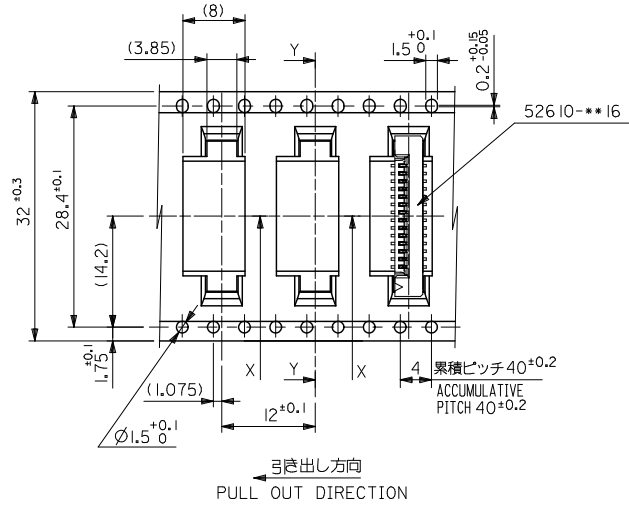
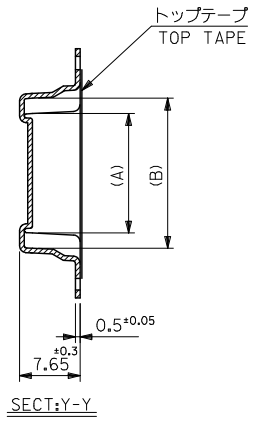


24	29.4	25.4	15.25	11.32	52610-1071	10
			14.25	10.32	52610-0971	9
			13.25	9.32	52610-0871	8
			12.25	8.32	52610-0771	7
			11.25	7.32	52610-0671	6
			10.25	6.32	52610-0571	5
キャリアテープ幅 CARRIER TAPE WIDTH			D	C	(B)	(A)
			MATERIAL NO.		種数 CKT.	

52610-**-71 MODEL NO.

REVISED EC NO: J2009-2061 DRAWN BY: CHYOKHMATSUNO CHECKED BY: APPR: NIKITA	GENERAL TOLERANCES (UNLESS SPECIFIED)		DIMENSION STYLE MM ONLY		SCALE ---	DESIGN UNITS METRIC	THIRD ANGLE PROJECTION
	10 UNDER	±0.2	DRAWN BY T. UENO	DATE '03/12/12	TITLE 1.0 FPC CONN SMT ZIF EMBSTP PKG -LEAD FREE-		
	10 OVER 30 UNDER	±0.25	CHECKED BY M. SASAO	DATE '03/12/12	MOLEX INCORPORATED		
	30 OVER	±0.3	APPROVED BY M. SASAO	DATE '03/12/12	MATERIAL NO. SEE TABLE	DOCUMENT NO. SD-52610-038	SHEET NO. 2 OF 5
	ANGULAR ±3 °		THIS DRAWING CONTAINS INFORMATION THAT IS PROPRIETARY TO MOLEX INCORPORATED AND SHOULD NOT BE USED WITHOUT WRITTEN PERMISSION				
DRAFT WHERE APPLICABLE MUST REMAIN WITHIN DIMENSIONS							

10 9 8 7 6 5 4 3 2 1

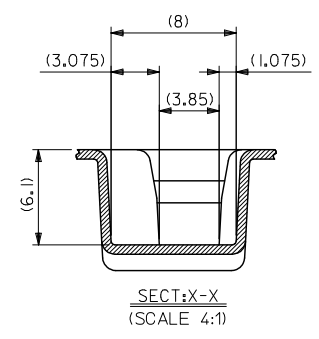
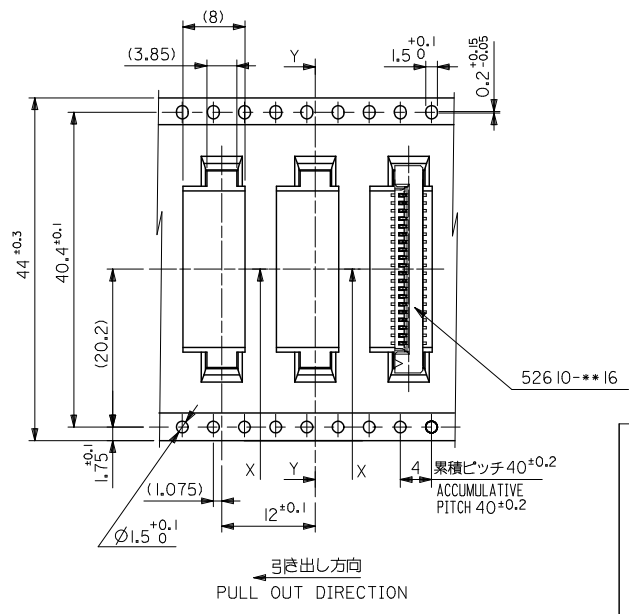
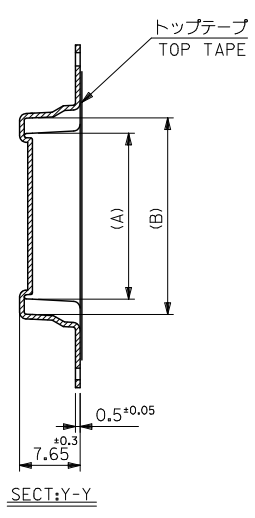


32	37.4	33.4	20.25	16.32	52610-1571	15
			19.25	15.32	52610-1471	14
			18.25	14.32	52610-1371	13
			17.25	13.32	52610-1271	12
			16.25	12.32	52610-1171	11
キャリアテープ幅 CARRIER TAPE WIDTH	D	C	(B)	(A)	MATERIAL NO.	種別 CKT.

52610-***71 MODEL NO.

REVISED EC NO: J2009-2061 DRAWN BY: CHYKHMATSUMOTO APPROVED BY: APPR:NIKI TA 2009/05/20 2009/05/21 2009/05/21	GENERAL TOLERANCES (UNLESS SPECIFIED)		DIMENSION STYLE MM ONLY	SCALE ---	DESIGN UNITS METRIC	THIRD ANGLE PROJECTION
	10 UNDER	±0.2	DRAWN BY T. UENO	DATE '03/12/12	TITLE 1.0 FPC CONN SMT ZIF EMBSTP PKG -LEAD FREE-	
	10 OVER 30 UNDER	±0.25	CHECKED BY M. SASAO	DATE '03/12/12	MOLEX INCORPORATED	
	30 OVER	±0.3	APPROVED BY M. SASAO	DATE '03/12/12	DOCUMENT NO. SD-52610-038	SHEET NO. 3 OF 5
	ANGULAR ±3 °		MATERIAL NO. SEE TABLE	THIS DRAWING CONTAINS INFORMATION THAT IS PROPRIETARY TO MOLEX INCORPORATED AND SHOULD NOT BE USED WITHOUT WRITTEN PERMISSION		
DRAFT WHERE APPLICABLE MUST REMAIN WITHIN DIMENSIONS						

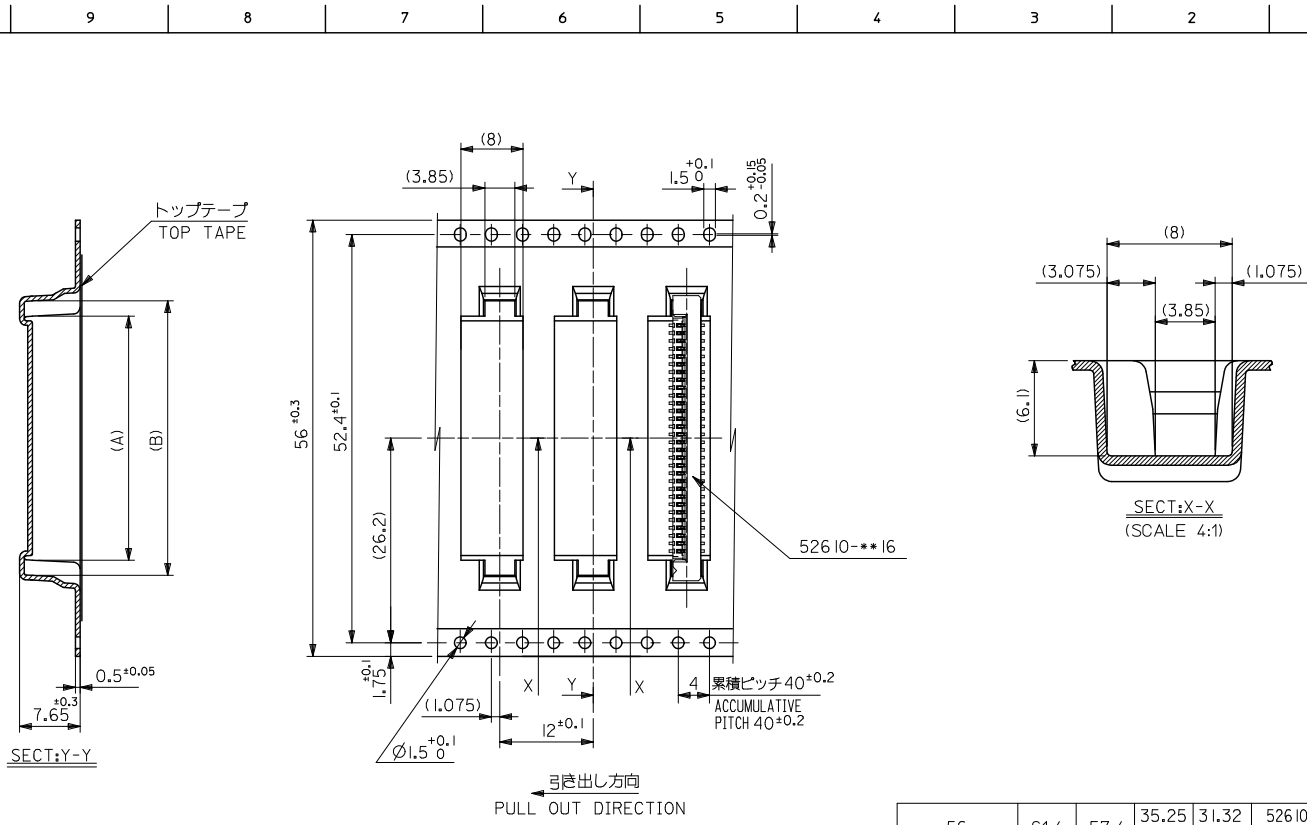
10 9 8 7 6 5 4 3 2 1



44	49.4	45.4	31.25	27.32	52610-2671	26
			30.25	26.32	52610-2571	25
			29.25	25.32	52610-2471	24
			28.25	24.32	52610-2371	23
			27.25	23.32	52610-2271	22
			26.25	22.32	52610-2171	21
			25.25	21.32	52610-2071	20
			24.25	20.32	52610-1971	19
			23.25	19.32	52610-1871	18
			22.25	18.32	52610-1771	17
21.25	17.32	52610-1671	16			
キャリアテープ幅 CARRIER TAPE WIDTH	D	C	(B)	(A)	MATERIAL NO.	種別 CKT.

52610-**-71 MODEL NO.

REVISED EC NO: J2009-2061 DRAWN BY: IWANIKON CHKD BY: MATSUMOTO APPR: NIKITA DATE: 2009/05/21	GENERAL TOLERANCES (UNLESS SPECIFIED)		DIMENSION STYLE MM ONLY	SCALE ---	DESIGN UNITS METRIC	THIRD ANGLE PROJECTION
	10 UNDER	±0.2	DRAWN BY T. UENO	DATE '03/12/12	TITLE 1.0 FPC CONN SMT ZIF EMBSTP PKG -LEAD FREE-	
	10 OVER 30 UNDER	±0.25	CHECKED BY M. SASAO	DATE '03/12/12	MOLEX INCORPORATED DOCUMENT NO. SD-52610-038 SHEET NO. 4 OF 5	
	30 OVER	±0.3	APPROVED BY M. SASAO	DATE '03/12/12		
	ANGULAR	±3°	MATERIAL NO. SEE TABLE	THIS DRAWING CONTAINS INFORMATION THAT IS PROPRIETARY TO MOLEX INCORPORATED AND SHOULD NOT BE USED WITHOUT WRITTEN PERMISSION		
DRAFT WHERE APPLICABLE MUST REMAIN WITHIN DIMENSIONS						

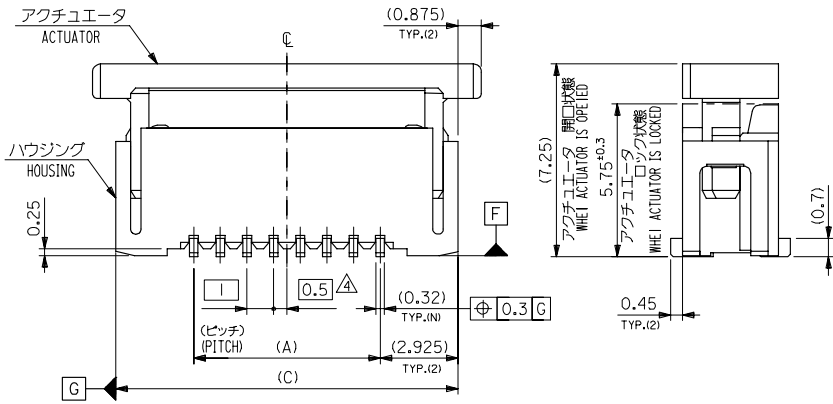
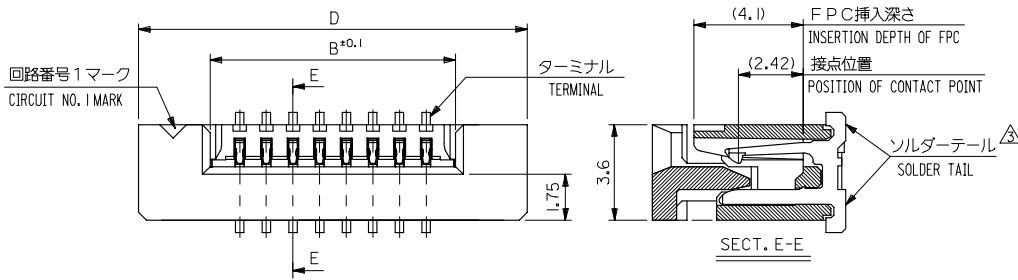


56	61.4	57.4	35.25	31.32	52610-3071	30
キャリアテープ幅 CARRIER TAPE WIDTH	D	C	(B)	(A)	MATERIAL NO.	種数 CKT.

52610-**-71 MODEL NO.

REVISED E.C. NO: J2009-2061 DRAWN BY: CHYKHMATSUMOTO 2009/05/21 APPR: APRRNIKI TA 2009/05/21	GENERAL TOLERANCES (UNLESS SPECIFIED)		DIMENSION STYLE	SCALE	DESIGN UNITS	THIRD ANGLE PROJECTION
	10 UNDER	±0.2	MM ONLY	---	METRIC	
	10 OVER 30 UNDER	±0.25	DRAWN BY: T. UENO	DATE: '03/12/12	TITLE: 1.0 FPC CONN SMT ZIF EMBSTP PKG -LEAD FREE-	
	30 OVER	±0.3	CHECKED BY: M. SASAO	DATE: '03/12/12	APPROVED BY: M. SASAO	
	ANGULAR ±3 °	DRAFT WHERE APPLICABLE MUST REMAIN WITHIN DIMENSIONS	MATERIAL NO. SEE TABLE	DOCUMENT NO. SD-52610-038	SHEET NO. 5 OF 5	
			SIZE A3	THIS DRAWING CONTAINS INFORMATION THAT IS PROPRIETARY TO MOLEX INCORPORATED AND SHOULD NOT BE USED WITHOUT WRITTEN PERMISSION		

10 9 8 7 6 5 4 3 2 1



注記(NOTES):

- 材料(MATERIAL)
 ハウジング(HOUSING): 46NYLON, UL94V-0
 アクチュエータ(ACTUATOR): PPS, UL94V-0
 ターミナル(TERMINAL): リン青銅 (±0.32)
 PHOS-BRO
 鍍: 2%ビスマスメッキ 1. 0マイクロメートル以上
 TIN 2% BISMUTH 1.0 MICROMETER MINIMUM
 ニッケル下地 1. 0マイクロメートル以上
 NICKEL(UNDER PLATING) 1.0 MICROMETER MINIMUM
- エンボステープ梱包時は、アクチュエータがロックした状態とする。
 IN THE PACKAGE, ACTUATOR OF PART NO. 52610-**16 SHOULD BE LOCKED.
- ソルダータール半田付け面のズレ量は、基準面 [F] に対し上方向 0.05 MAX.、下方向 0.15 MAX. とする。
 MISALIGNMENT OF SOLDER TAILS FROM [F] UPPER DIRECTION: 0.05 MAX., LOWER DIRECTION: 0.15 MAX.
- 偶数極に適用。
 APPLY FOR EVEN CIRCUIT.
- 本製品は 52610-**17 の鉛フリー品です

REVISED EC NO. J2006-3196 2006/04/17 DRAWN: HABEI CHK: KATOYODA APPR: NUKITA 2006/04/18 2006/04/20	GENERAL TOLERANCES (UNLESS SPECIFIED)		DIMENSION STYLE MM ONLY		SCALE ---	MODEL NO. 52610-**16
	10 UNDER	±0.2	DRAWN BY TUENO	DATE '03/12/12	TITLE	DESIGN UNITS METRIC
	10 OVER 30 UNDER	±0.25	CHECKED BY MSASAO	DATE '03/12/12	1.0 FPC CONNECTOR Z.I.F. FOR SMT.(ST.) -LEAD FREE- MOLEX INCORPORATED	THIRD ANGLE PROJECTION
	30 OVER	±0.3	APPROVED BY MSASAO	DATE '03/12/12		SHEET NO. 1 OF 2
ANGULAR ±3 °		DRAFT WHERE APPLICABLE MUST REMAIN WITHIN DIMENSIONS		MATERIAL NO. SEE CHART		DOCUMENT NO. SD-52610-041
THIS DRAWING CONTAINS INFORMATION THAT IS PROPRIETARY TO MOLEX INCORPORATED AND SHOULD NOT BE USED WITHOUT WRITTEN PERMISSION				EN-02JA(021)		

9

8

7

6

5

4

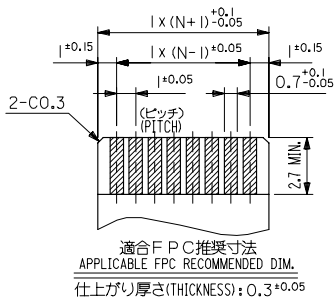
3

2

EN-02JA(021)

10 9 8 7 6 5 4 3 2 1

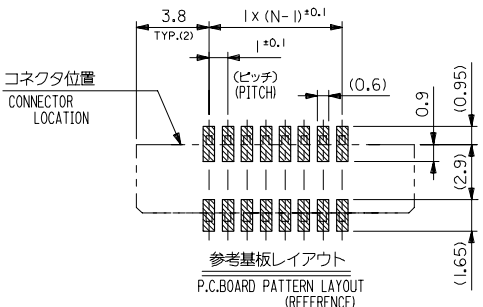
F
E
D
C
B
A



FPCについて:
打抜き方向は導体側から補強板側を推奨致します。
補強フィルム材質はポリイミドを推奨致します。
接着剤は熱硬化接着剤を推奨致します。

ABOUT FPC:
RECOMMENDED PUNCHER DIRECTION : FROM CONDUCTOR SIDE TO STIFFENER BOARD SIDE.
RECOMMENDED MATERIAL :
STIFFENER FILM : POLYIMIDE
BONDING AGENT : THERMOSETTING BONDING AGENT

36.6	34.85	31.2	29	52610-3016	30	
35.6	33.85	30.2	28	-2916	29	
34.6	32.85	29.2	27	-2816	28	
33.6	31.85	28.2	26	-2716	27	
32.6	30.85	27.2	25	-2616	26	
31.6	29.85	26.2	24	-2516	25	
30.6	28.85	25.2	23	-2416	24	
29.6	27.85	24.2	22	-2316	23	
28.6	26.85	23.2	21	-2216	22	
27.6	25.85	22.2	20	-2116	21	
26.6	24.85	21.2	19	-2016	20	
25.6	23.85	20.2	18	-1916	19	
24.6	22.85	19.2	17	-1816	18	
23.6	21.85	18.2	16	-1716	17	
22.6	20.85	17.2	15	-1616	16	
21.6	19.85	16.2	14	-1516	15	
20.6	18.85	15.2	13	-1416	14	
19.6	17.85	14.2	12	-1316	13	
18.6	16.85	13.2	11	-1216	12	
17.6	15.85	12.2	10	-1116	11	
16.6	14.85	11.2	9	-1016	10	
15.6	13.85	10.2	8	-0916	9	
14.6	12.85	9.2	7	-0816	8	
13.6	11.85	8.2	6	-0716	7	
12.6	10.85	7.2	5	-0616	6	
52610-***16	11.6	9.85	6.2	4	52610-0516	5



REVISED EC NO: J2006-3196 2006/04/17 DRW:HNABEI CHK:KATOYODA 2006/04/18 APPR:NIKIITA 2006/04/20	GENERAL TOLERANCES (UNLESS SPECIFIED)		DIMENSION STYLE MM ONLY		SCALE ---	DESIGN UNITS METRIC	THIRD ANGLE PROJECTION
	10 UNDER	± 0.2	DRAWN BY TUENO	DATE '03/12/12	TITLE 1.0 FPC CONNECTOR Z.I.F. FOR SMT. (ST.) -LEAD FREE- MOLEX INCORPORATED		
	10 OVER 30 UNDER	± 0.25	CHECKED BY MSASAO	DATE '03/12/12			
	30 OVER	± 0.3	APPROVED BY MSASAO	DATE '03/12/12			
ANGULAR ± 3 °		DRAFT WHERE APPLICABLE MUST REMAIN WITHIN DIMENSIONS		MATERIAL NO. SEE CHART	DOCUMENT NO. SD-52610-041	SHEET NO. 2 OF 2	
THIS DRAWING CONTAINS INFORMATION THAT IS PROPRIETARY TO MOLEX INCORPORATED AND SHOULD NOT BE USED WITHOUT WRITTEN PERMISSION							

9 8 7 6 5 4 3 2 1 EN-02JA(021)