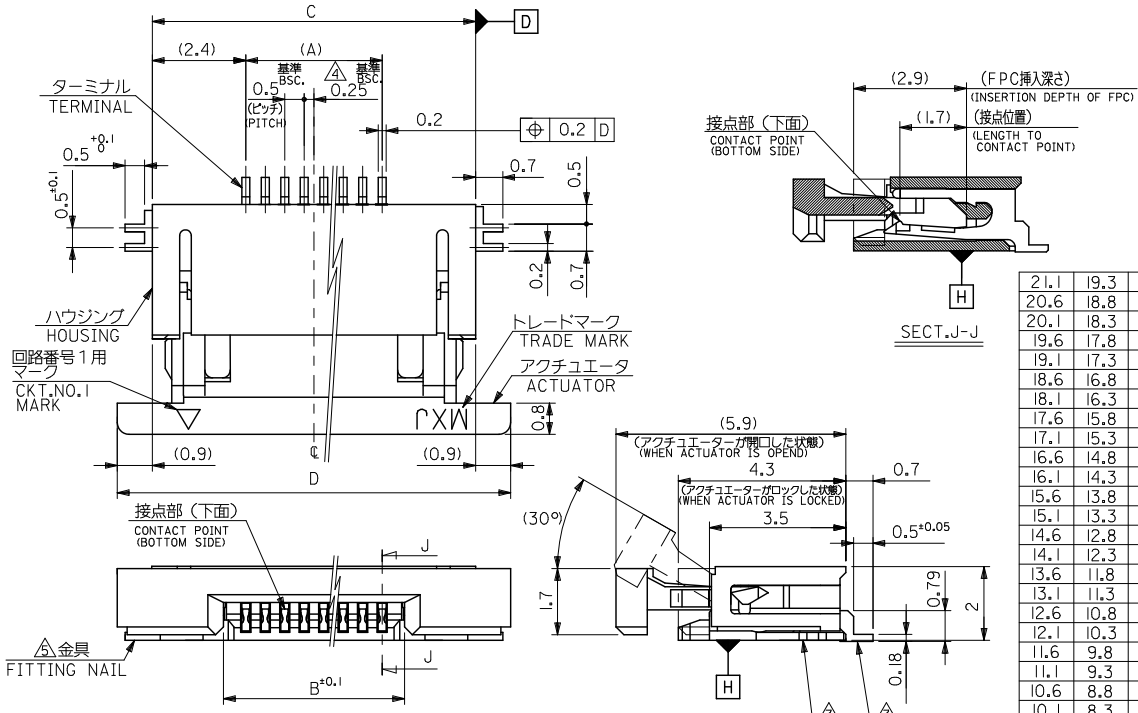
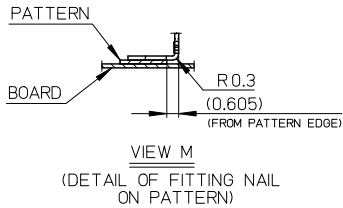
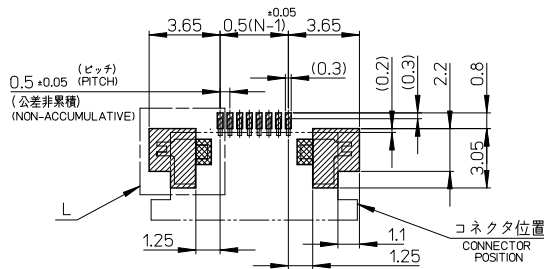
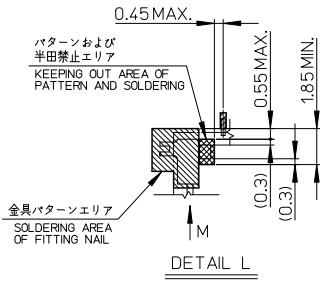
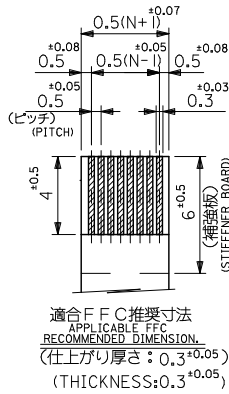
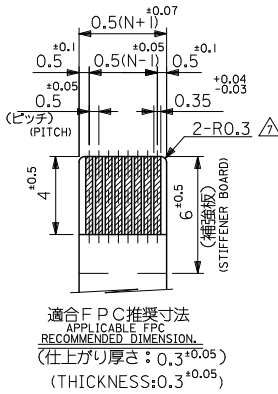


10 9 8 7 6 5 4 3 2 1



21.1	19.3	15.65	14.5	52746-3070	52746-3019	30
20.6	18.8	15.15	14.0	-2970	-2919	29
20.1	18.3	14.65	13.5	-2870	-2819	28
19.6	17.8	14.15	13.0	-2770	-2719	27
19.1	17.3	13.65	12.5	-2670	-2619	26
18.6	16.8	13.15	12.0	-2570	-2519	25
18.1	16.3	12.65	11.5	-2470	-2419	24
17.6	15.8	12.15	11.0	-2370	-2319	23
17.1	15.3	11.65	10.5	-2270	-2219	22
16.6	14.8	11.15	10.0	-2170	-2119	21
16.1	14.3	10.65	9.5	-2070	-2019	20
15.6	13.8	10.15	9.0	-1970	-1919	19
15.1	13.3	9.65	8.5	-1870	-1819	18
14.6	12.8	9.15	8.0	-1770	-1719	17
14.1	12.3	8.65	7.5	-1670	-1619	16
13.6	11.8	8.15	7.0	-1570	-1519	15
13.1	11.3	7.65	6.5	-1470	-1419	14
12.6	10.8	7.15	6.0	-1370	-1319	13
12.1	10.3	6.65	5.5	-1270	-1219	12
11.6	9.8	6.15	5.0	-1170	-1119	11
11.1	9.3	5.65	4.5	-1070	-1019	10
10.6	8.8	5.15	4.0	-0970	-0919	9
10.1	8.3	4.65	3.5	-0870	-0819	8
9.6	7.8	4.15	3.0	-0770	-0719	7
9.1	7.3	3.65	2.5	-0670	-0619	6
8.1	6.3	2.65	1.5	52746-0470	52746-0419	4
D	C	B	(A)	EMBOSSED TAPE	MATERIAL NO.	回路数 CIRCUITS
				52746-***19	MODEL NO.	

REVISED E.C. NO: J2011-0806 DRWN: JEB ISAWA 2010/12/13 CHYK: TAKAHASHI 2010/12/13 APPR: KMORI IKAWA 2010/12/17	GENERAL TOLERANCES (UNLESS SPECIFIED)		DIMENSION STYLE MM ONLY		SCALE ---	DESIGN UNITS METRIC	THIRD ANGLE PROJECTION
	10 UNDER	±0.2	DRAWN BY T. UENO	DATE '03/12/12	TITLE 0.5 FPC CONN. ZIF SMT R/A -LEAD FREE-		
	10 OVER 30 UNDER	±0.25	CHECKED BY M. SASAO	DATE '03/12/12	MOLEX INCORPORATED		
	30 OVER	±0.3	APPROVED BY M. SASAO	DATE '03/12/12	DOCUMENT NO. SD-52746-028		
	ANGULAR ±3°	MATERIAL NO. SEE TABLE	SIZE A3		SHEET NO. 1 OF 2		
	DRAFT WHERE APPLICABLE MUST REMAIN WITHIN DIMENSIONS	THIS DRAWING CONTAINS INFORMATION THAT IS PROPRIETARY TO MOLEX INCORPORATED AND SHOULD NOT BE USED WITHOUT WRITTEN PERMISSION					



注記 NOTES

1. 使用材料 MATERIAL
ハウジング : 46ナイロン, UL 94V-0
HOUSING : 46NYLON
アクチュエータ : PPS, UL 94V-0
ACTUATOR
ターミナル : リン青銅(+0.2) ニッケル下地・鍍ビスマスメッキ
TERMINAL PHOS-BRO, TIN-BITHMUS OVER NICKEL PLATED
金具 : リン青銅(+0.2) ニッケル下地・鍍メッキ
FITTING NAIL PHOS-BRO, TIN OVER NICKEL PLATED
2. エンボステープ梱包時は、アクチュエータがロックした状態とする。
IN THE PACKAGE, ACTUATOR OF PART NO. 52746-019 SHOULD BE LOCKED.
- △ソルダーテール半田付け面のズレ量、及び金具半田付け面のズレ量は、基準面 H に対し上方向 0.1 MAX.、下方向 0.15 MAX. とする。
MISALIGNMENT OF SOLDER TAILS AND FITTING NAILS FROM H
UPPER DIRECTION: 0.1 MAX., LOWER DIRECTION: 0.15 MAX.
- △偶数種に適用。
APPLY FOR EVEN CIRCUIT.
- △パターンはくり止め用金具
FITTING NAIL FOR PREVENTION OF PEELING OF P.C.B. PATTERN.
- 6 本製品は 52746-017 の鉛フリー品です。
THIS PRODUCT IS LEAD FREE OF 52746-017
- △R.O. 3は、FPCの導体部にかからないこと。
R.O.3 MUST NOT BE OVERLAPPED TO PATTERN OF FPC.

FPCについて:
打抜き方向は導体側から補強板を推奨致します。
補強フィルム材質はポリイミドを推奨致します。
接着剤は熱硬化接着剤を推奨致します。

ABOUT FPC:
RECOMMENDED PUNCHER DIRECTION : FROM CONDUCTOR SIDE TO STIFFENER BOARD SIDE.
RECOMMENDED MATERIAL :
STIFFENER FILM : POLYIMIDE
BONDING AGENT : THERMOSETTING BONDING AGENT

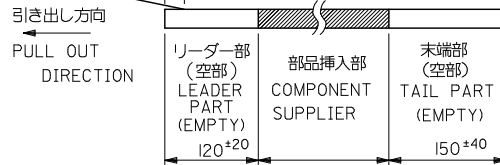
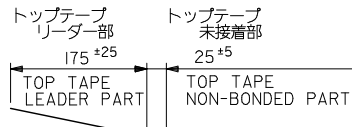
REVISED EC NO: J2011-0806 DRWN: JEB ISAWA 2010/12/14 CHKD: TAKAHASHI 2010/12/14 APPR: MORIKAWA 2010/12/17	GENERAL TOLERANCES (UNLESS SPECIFIED)		DIMENSION STYLE MM ONLY		SCALE ---	52746-019	MODEL NO.
	10 UNDER	±0.2	DRAWN BY T. UENO	DATE '03/12/12	TITLE	DESIGN UNITS METRIC	THIRD ANGLE PROJECTION
	10 OVER 30 UNDER	±0.25	CHECKED BY M. SASAO	DATE '03/12/12	0.5 FPC CONN. ZIF SMT R/A -LEAD FREE-	MOLEX INCORPORATED	
	30 OVER	±0.3	APPROVED BY M. SASAO	DATE '03/12/12			
ANGULAR ±3°	DRAFT WHERE APPLICABLE MUST REMAIN WITHIN DIMENSIONS	MATERIAL NO. SEE SHEET 1		DOCUMENT NO. SD-52746-028	SHEET NO. 2 OF 2		
SIZE 3				THIS DRAWING CONTAINS INFORMATION THAT IS PROPRIETARY TO MOLEX INCORPORATED AND SHOULD NOT BE USED WITHOUT WRITTEN PERMISSION			

注記 NOTES

1. 製品番号 52746-***19 の梱包状態はアクチュエータがロックした状態とする。
 詳細寸法については図面 SD-52746-028 を参照下さい。
 IN THE PACKAGE,ACTUATOR OF PART NO.52746-***19 SHOULD BE LOCKED
 RE DETAILED DIMENSIONS,SEE SD-52746-028.

2. 梱包数量：1000個/リール
 NUMBER OF CONNECTORS:1000PCS/REEL

3. リードテープ長さ LEAD TAPE LENGTH

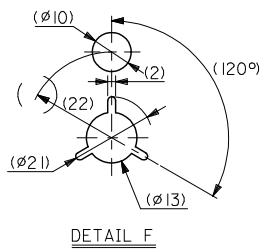
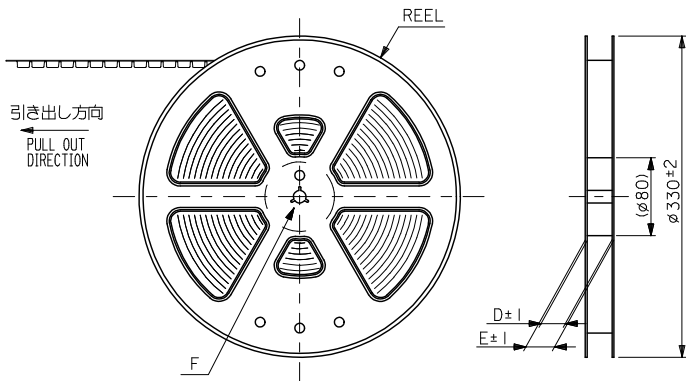


4. 材料 キャリアテープ：ポリプロピレン (PP)
 トップテープ：PET, PE, PEF
 リール：ポリスチレン (PS) <リサイクル材を含む>

MATERIAL CARRIER TAPE:POLYPROPYLENE
 TOP TAPE:PET,PE,PEF
 REEL:POLYSTYRENE(PS)
 <RECYCLE MATERIAL CONTAINED>

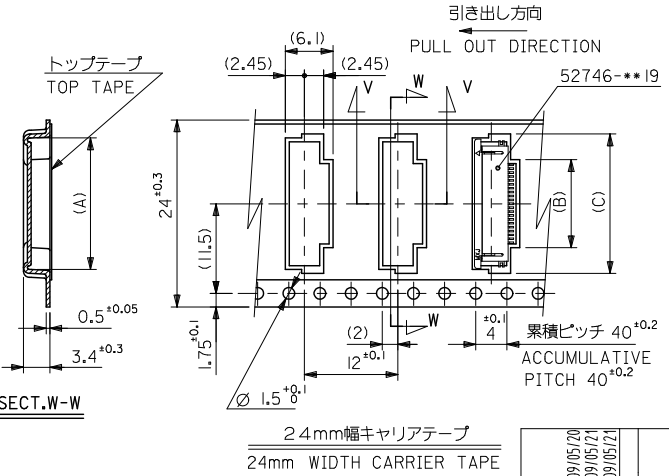
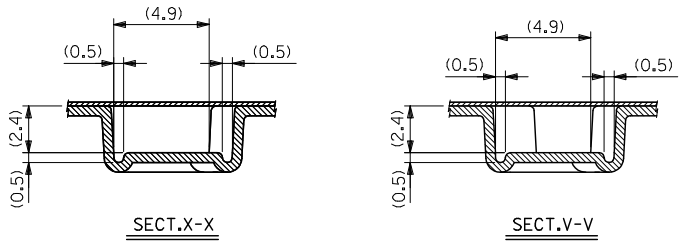
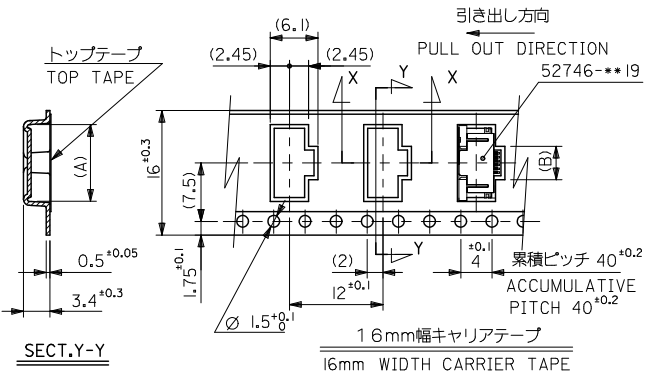
5. 本製品は 52746-***90 の鉛フリー品です
 THIS PRODUCT IS LEAD FREE OF 52746-***90

6. 本製品は乾燥剤入り、ハイバリア梱包仕様である。
 THIS PRODUCT IS HIGH BARRIER PACKAGE WITH DESICCANT.



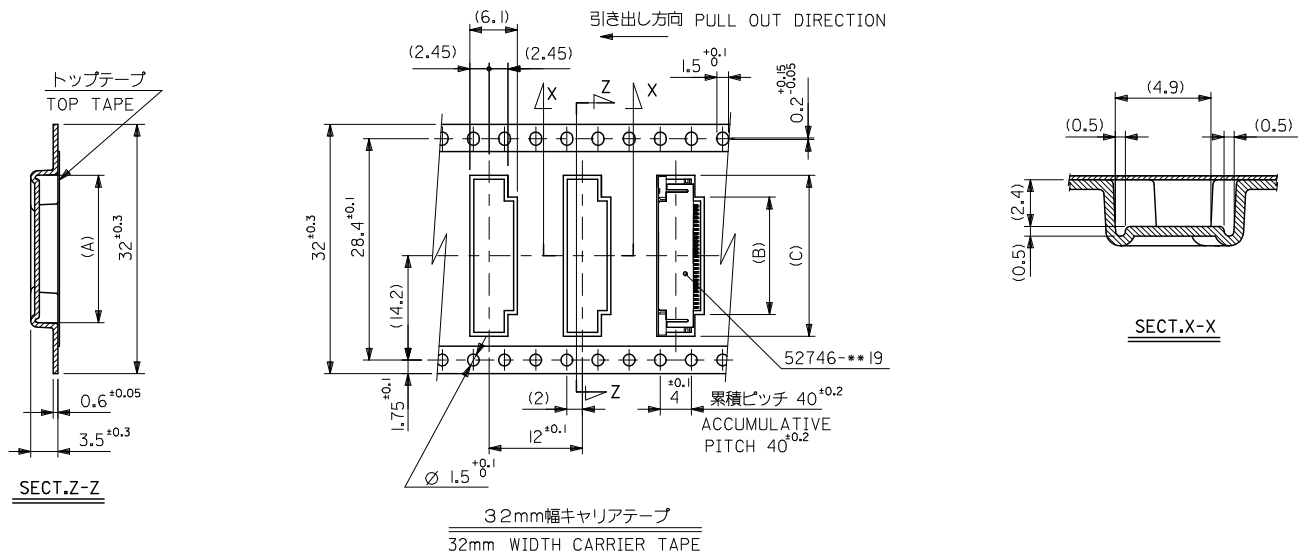
REVISED		EC NO: J2009-2061		DRW:TKON		CHK:HMATSUMOTO		APP:RNIKITA		2009/05/20		2009/05/21		52746-***70		MODEL NO.	
GENERAL TOLERANCES (UNLESS SPECIFIED)				DIMENSION STYLE				SCALE		DESIGN UNITS		THIRD ANGLE PROJECTION					
10 UNDER				MM ONLY				---		METRIC		0.5 FPC CONN ZIF SMT RA					
10 OVER 30 UNDER				DRAWN BY				DATE		TITLE							
30 OVER				T. UENO				'03/12/12		-LEAD FREE-							
ANGULAR				CHECKED BY				DATE		MOLEX INCORPORATED							
DRAFT WHERE APPLICABLE				M. SASAO				'03/12/12		SD-52746-029							
MUST REMAIN				APPROVED BY				DATE		1 OF 3							
WITHIN DIMENSIONS				M. SASAO				'03/12/12		THIS DRAWING CONTAINS INFORMATION THAT IS PROPRIETARY TO MOLEX INCORPORATED AND SHOULD NOT BE USED WITHOUT WRITTEN PERMISSION							
SIZE				MATERIAL NO.				DOCUMENT NO.		SHEET NO.							
A3				SEE SHEET 2-3				SD-52746-029		1 OF 3							

10 9 8 7 6 5 4 3 2 1



24	29.4	25.4	17.4	10.8	16.4	52746-2070	20
			16.9	10.3	15.9	-1970	19
			16.4	9.8	15.4	-1870	18
			15.9	9.3	14.9	-1770	17
			15.4	8.8	14.4	-1670	16
			14.9	8.3	13.9	-1570	15
			14.4	7.8	13.4	-1470	14
			13.9	7.3	12.9	-1370	13
			13.4	6.8	12.4	-1270	12
			12.9	6.3	11.9	-1170	11
			12.4	5.8	11.4	-1070	10
			11.9	5.3	10.9	-0970	9
			11.4	4.8	10.4	-0870	8
			10.9	4.3	9.9	-0770	7
10.4	3.8	9.4	-0670	6			
16	21.4	17.4	2.8	8.4	52746-0470	4	
キャリアテープ幅 CARRIER TAPE WIDTH	E	D	(C)	(B)	(A)	MATERIAL NO.	極数 CIRCUITS

REVISED IEC NO: J2009-2061 DRAWN BY: IRWNTKON CHECKED BY: CHYKHMATSUMOTO APPROVED BY: APPRNNIKITA 2009/05/20 2009/05/21 2009/05/21	GENERAL TOLERANCES (UNLESS SPECIFIED)		DIMENSION STYLE MM ONLY		SCALE ---	DESIGN UNITS METRIC	MODEL NO. 52746-**70
	10 UNDER	±---	DRAWN BY T. UENO	DATE '03/12/12	TITLE 0.5 FPC CONN ZIF SMT RA		
	10 OVER 30 UNDER	±---	CHECKED BY M. SASAO	DATE '03/12/12	-LEAD FREE-		
	30 OVER	±---	APPROVED BY M. SASAO	DATE '03/12/12	MOLEX INCORPORATED		
	ANGULAR	±--- °	MATERIAL NO. SEE TABLE	DOCUMENT NO. SD-52746-029	SHEET NO. 2 OF 3		
DRAFT WHERE APPLICABLE MUST REMAIN WITHIN DIMENSIONS		THIS DRAWING CONTAINS INFORMATION THAT IS PROPRIETARY TO MOLEX INCORPORATED AND SHOULD NOT BE USED WITHOUT WRITTEN PERMISSION					



32	37.4	33.4	20.9	14.3	19.9	52746-2770	27
キャリアテープ幅 CARRIER TAPE WIDTH	E	D	(C)	(B)	(A)	MATERIAL NO.	極数 CIRCUITS

52746-**70 MODEL NO.

REVISED EC NO: J2009-2061 DRAWN BY: DRWNTKON 2009/05/20 CHECKED BY: CHYKHMATSUMOTO 2009/05/21 APPROVED BY: APPRNKIKITA 2009/05/21	GENERAL TOLERANCES (UNLESS SPECIFIED)		DIMENSION STYLE MM ONLY		SCALE ---	DESIGN UNITS METRIC	THIRD ANGLE PROJECTION
	10 UNDER	±---	DRAWN BY T. UENO	DATE '03/12/12	TITLE 0.5 FPC CONN ZIF SMT RA		
	10 OVER 30 UNDER	±---	CHECKED BY M. SASAO	DATE '03/12/12	-LEAD FREE-		
	30 OVER	±---	APPROVED BY M. SASAO	DATE '03/12/12	MOLEX INCORPORATED		
	ANGULAR ±---	DRAFT WHERE APPLICABLE MUST REMAIN WITHIN DIMENSIONS		MATERIAL NO. SEE TABLE	DOCUMENT NO. SD-52746-029	SHEET NO. 3 OF 3	