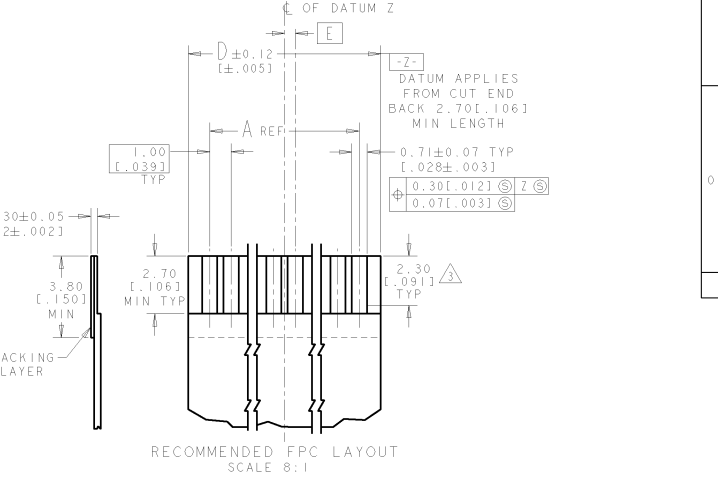
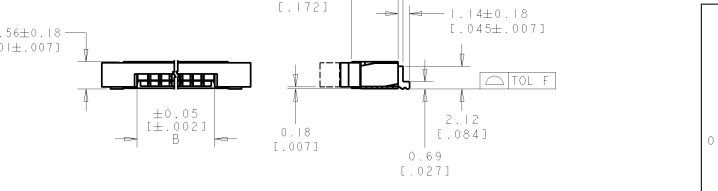
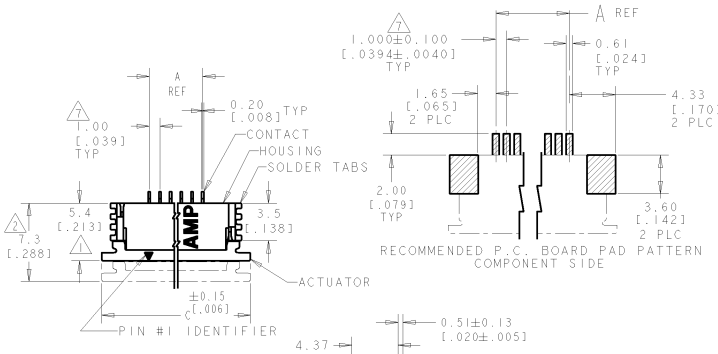


DRAWING MADE IN THIRD ANGLE PROJECTION  
 THIS DRAWING IS UNPUBLISHED. RELEASED FOR PUBLICATION  
 COPYRIGHT 19 BY - ALL INTERNATIONAL RIGHTS RESERVED.

REV	DATE	DESCRIPTION	BY	APPD
M2		REVISED PER ECO-11-005139	10MAR11	HMR



- △ DIMENSION APPLIES WHEN ACTUATOR IS IN CLOSED POSITION.
- △ DIMENSION APPLIES WHEN ACTUATOR IS IN OPEN POSITION.
- △ MAXIMUM ENGAGEMENT LENGTH TO CONTACT POINT.
- △ 0.0038[.000150] MIN. TIN/LEAD OVER 0.0013[.000050] MIN. NICKEL.
- △ 0.0013[.000050] MIN. TIN.
- △ PACKAGE PER EIA 481 SPECIFICATION.
- △ TOLERANCE NON-CUMULATIVE.
- △ MATERIAL: CONTACT: PHOSPHOR BRONZE.  
 SOLDER TABS: PHOSPHOR BRONZE.  
 HOUSING: GLASS REINFORCED POLYESTER (LCP), UL 94V-0, COLOR-NATURAL.  
 ACTUATOR: GLASS REINFORCED NYLON (PPA), UL 94V-0 OR GLASS REINFORCED PPS, UL 94V-0, COLOR-BLACK.

PITCH	CONTACT POSITION													
	1	2	3	4	5	6	7	8	9	10				
0.15 [0.006]	.50	31.00 [1.221]	37.92 [1.492]	31.18 [1.228]	29.0 [1.142]	30	3- 487952- 0	.50	30.00 [1.181]	36.92 [1.454]	30.18 [1.188]	28.0 [1.102]	29	2- 487952- 9
	.50	29.00 [1.142]	35.92 [1.414]	29.18 [1.149]	27.0 [1.063]	28	2- 487952- 8	.50	28.00 [1.102]	34.92 [1.375]	28.18 [1.109]	26.0 [1.024]	27	2- 487952- 7
	.50	27.00 [1.063]	33.92 [1.335]	27.18 [1.070]	25.0 [0.984]	26	2- 487952- 6	.50	26.00 [1.024]	32.92 [1.296]	26.18 [1.031]	24.0 [0.945]	25	2- 487952- 5
	.50	25.00 [0.984]	31.92 [1.257]	25.18 [0.991]	23.0 [0.906]	24	2- 487952- 4	.50	24.00 [0.945]	30.92 [1.217]	24.18 [0.952]	22.0 [0.866]	23	2- 487952- 3
	.50	23.00 [0.906]	29.92 [1.179]	23.18 [0.913]	21.0 [0.827]	22	2- 487952- 2	.50	22.00 [0.866]	28.92 [1.139]	22.18 [0.873]	20.0 [0.787]	21	2- 487952- 1
	.50	21.00 [0.827]	27.92 [1.099]	21.18 [0.834]	19.0 [0.748]	20	2- 487952- 0	.50	20.00 [0.787]	26.92 [1.060]	20.18 [0.794]	18.0 [0.709]	19	1- 487952- 9
	.50	19.00 [0.748]	25.92 [1.020]	19.18 [0.755]	17.0 [0.669]	18	1- 487952- 8	.50	18.00 [0.709]	24.92 [0.981]	18.18 [0.716]	16.0 [0.630]	17	1- 487952- 7
	.50	17.00 [0.669]	23.92 [0.942]	17.18 [0.676]	15.0 [0.591]	16	1- 487952- 6	.50	16.00 [0.630]	22.92 [0.902]	16.18 [0.637]	14.0 [0.551]	15	1- 487952- 5
	.50	15.00 [0.591]	21.92 [0.863]	15.18 [0.598]	13.0 [0.512]	14	1- 487952- 4	.50	14.00 [0.551]	20.92 [0.824]	14.18 [0.558]	12.0 [0.472]	13	1- 487952- 3
	.50	13.00 [0.512]	19.92 [0.784]	13.18 [0.519]	11.0 [0.433]	12	1- 487952- 2	.50	12.00 [0.472]	18.92 [0.745]	12.18 [0.480]	10.0 [0.394]	11	1- 487952- 1
.50	11.00 [0.433]	17.92 [0.705]	11.18 [0.440]	9.0 [0.354]	10	1- 487952- 0	.50	10.00 [0.394]	16.92 [0.666]	10.18 [0.401]	8.0 [0.315]	9	487952- 9	
.50	9.00 [0.354]	15.92 [0.627]	9.18 [0.361]	7.0 [0.276]	8	487952- 8	.50	8.00 [0.315]	14.92 [0.587]	8.18 [0.322]	6.0 [0.236]	7	487952- 7	
.50	7.00 [0.276]	13.92 [0.548]	7.18 [0.283]	5.0 [0.197]	6	487952- 6	.50	6.00 [0.236]	12.92 [0.509]	6.18 [0.243]	4.0 [0.157]	5	487952- 5	
.50	5.00 [0.197]	11.92 [0.469]	5.18 [0.204]	3.0 [0.118]	4	487952- 4								

F	E	D	C	B	A	POS	PART NO
DO NOT SCALE PRINT. UNLESS SPECIFIED DIMENSIONS IN mm (INCHES) TOLERANCES ON:		DR 4-27-92 50 FIBRES		TE Connectivity 1mm FPC CONNECTOR, HORIZONTAL, SURFACE-MOUNT, BOTTOM CONTACT			
1 PL DEC ± 0.2 (1.000)		CHR 4-27-92 J CONSOLI					
2 PL DEC ± 0.1 (1.004)		APPD 5-2-92 R.RILE		NAME			
ANGLES ±		APPD SF LEONG		PRODUCT SPEC 108-1393			
MATERIAL		APPLICATION SPEC		SIZE	CAGE CODE	DRAWING NO	
FINISH		114-1072		A2	00779	487952	
CONTACTS:		WEIGHT		SCALE	SHEET 1 OF 1		
SOLDER TABS:				CUSTOMER DRAWING			

AMP 1471-6 REV 9-89  
 12-JUN-00 11:12:23 amp45876 /home/amp45876/dmmod

487952

CUSTOMER DRAWING