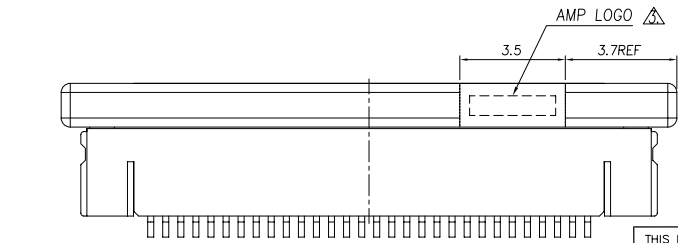
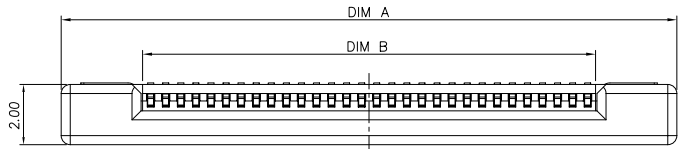
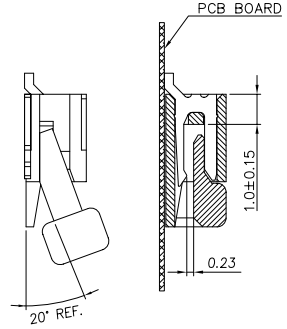
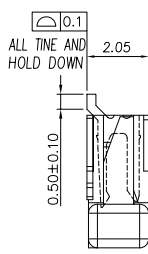
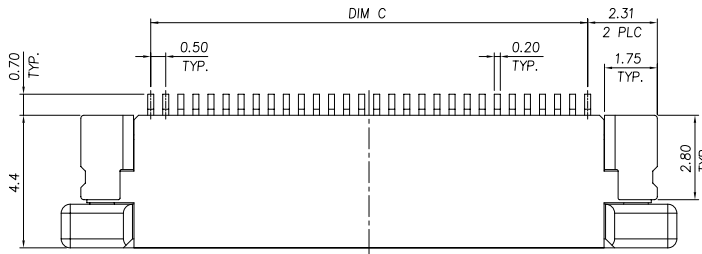


THIS DRAWING IS UNPUBLISHED. RELEASED FOR PUBLICATION AUG 2006
 © COPYRIGHT BY TYCO ELECTRONICS CORPORATION. ALL RIGHTS RESERVED.

LOC	DIST	REVISIONS			
P	LTR	DESCRIPTION	DATE	DWN	APVD
DW		A3 REVISED (ECR-10-017194)	19AUG10	JL	WK



NOTE:
 1. MATERIAL:
 HOUSING: THERMOPLASTIC(LCP),
 UL 94V-0, COLOR: NATURE.
 ACTUATOR: THERMOPLASTIC, UL 94 V-0,
 COLOR: IVORY.
 HOLD DOWN: PHOSPHOR BRONZE.
 CONTACT: PHOSPHOR BRONZE.
 2. FINISH:
 CONTACT: GOLD FLASH OVER ALL,
 50u" MIN. NICKEL UNDERPLATED ALL OVER.
 HOLD DOWN: 100u" MIN. BRIGHT TIN PLATING OVER,
 50u" MIN. NICKEL UNDERPLATED ALL OVER.
 △ WITHOUT AMP LOGO FOR 12 POSITION UNDER

24.50	25.60	30.43	50	5-1734592-0
24.00	25.10	29.93	49	4-1734592-9
23.50	24.60	29.43	48	4-1734592-8
23.00	24.10	28.93	47	4-1734592-7
22.50	23.60	28.43	46	4-1734592-6
22.00	23.10	27.93	45	4-1734592-5
21.50	22.60	27.43	44	4-1734592-4
21.00	22.10	26.93	43	4-1734592-3
20.50	21.60	26.43	42	4-1734592-2
20.00	21.10	25.93	41	4-1734592-1
19.50	20.60	25.43	40	4-1734592-0
19.00	20.10	24.93	39	3-1734592-9
18.50	19.60	24.43	38	3-1734592-8
18.00	19.10	23.93	37	3-1734592-7
17.50	18.60	23.43	36	3-1734592-6
17.00	18.10	22.93	35	3-1734592-5
16.50	17.60	22.43	34	3-1734592-4
16.00	17.10	21.93	33	3-1734592-3
15.50	16.60	21.43	32	3-1734592-2
15.00	16.10	20.93	31	3-1734592-1
14.50	15.60	20.43	30	3-1734592-0
14.00	15.10	19.93	29	2-1734592-9
13.50	14.60	19.43	28	2-1734592-8
13.00	14.10	18.93	27	2-1734592-7
12.50	13.60	18.43	26	2-1734592-6
12.00	13.10	17.93	25	2-1734592-5
11.50	12.60	17.43	24	2-1734592-4
11.00	12.10	16.93	23	2-1734592-3
10.50	11.60	16.43	22	2-1734592-2
10.00	11.10	15.93	21	2-1734592-1
9.50	10.60	15.43	20	2-1734592-0
9.00	10.10	14.93	19	1-1734592-9
8.50	9.60	14.43	18	1-1734592-8
8.00	9.10	13.93	17	1-1734592-7
7.50	8.60	13.43	16	1-1734592-6
7.00	8.10	12.93	15	1-1734592-5
6.50	7.60	12.43	14	1-1734592-4
6.00	7.10	11.93	13	1-1734592-3
5.50	6.60	11.43	12	1-1734592-2
5.00	6.10	10.93	11	1-1734592-1
4.50	5.60	10.43	10	1-1734592-0
4.00	5.10	9.93	09	0-1734592-9
3.50	4.60	9.43	08	0-1734592-8
3.00	4.10	8.93	07	0-1734592-7
2.50	3.60	8.43	06	0-1734592-6
2.00	3.10	7.93	05	0-1734592-5
C	B	A	POS.	PART NUMBER

THIS DRAWING IS A CONTROLLED DOCUMENT.		DWN J. LAI 15APR2009	Tyco Electronics Corporation Taipei, Taiwan	
DIMENSIONS: MM		CHK S. CHIEN 15APR2009	NAME	
TOLERANCES UNLESS OTHERWISE SPECIFIED: 0 PLC ± 0.1 1 PLC ± 0.1 2 PLC ± 0.1 3 PLC ± 0.1 4 PLC ± 0.1 ANGLES ± 1°		APVD W. KODAMA 15APR2009	PRODUCT SPEC 108-57523	
MATERIAL SEE NOTE		QUALIFICATION TEST REPORT 501-57598	SIZE A3	CAGE CODE 00779
FINISH SEE NOTE		WEIGHT - GRAMS	DRAWING NO C=1734592	RESTRICTED TO -
		CUSTOMER DRAWING	SCALE -	SHEET 1 of 3
			REV A3	

4

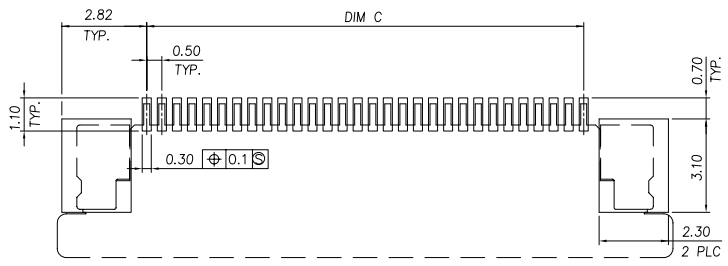
3

2

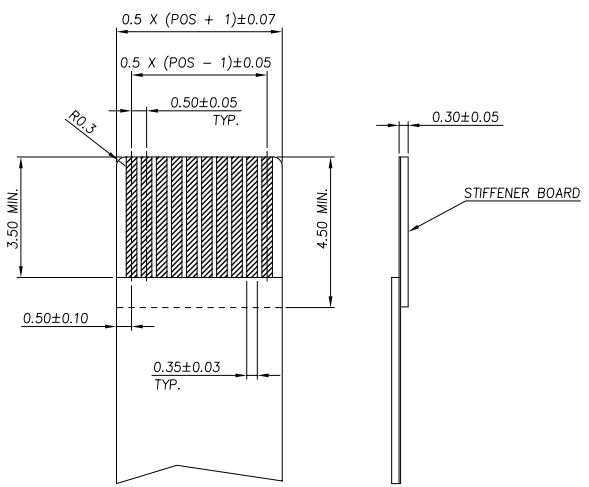
1

THIS DRAWING IS UNPUBLISHED. RELEASED FOR PUBLICATION AUG 2006
 © COPYRIGHT BY TYCO ELECTRONICS CORPORATION. ALL RIGHTS RESERVED.

LOC	DIST	REVISIONS			
P	LTR	DESCRIPTION	DATE	DWN	APVD
DW		SEE SHEET 1.			



RECOMMENDED PCB DIMENSIONS DIAGRAM
 TOLERANCE ± 0.05

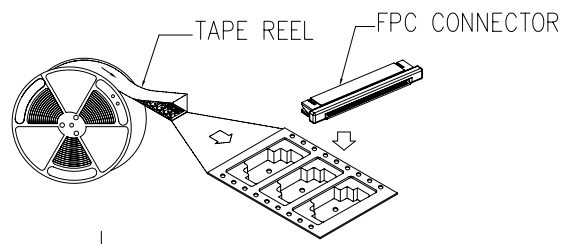
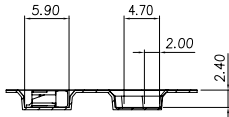
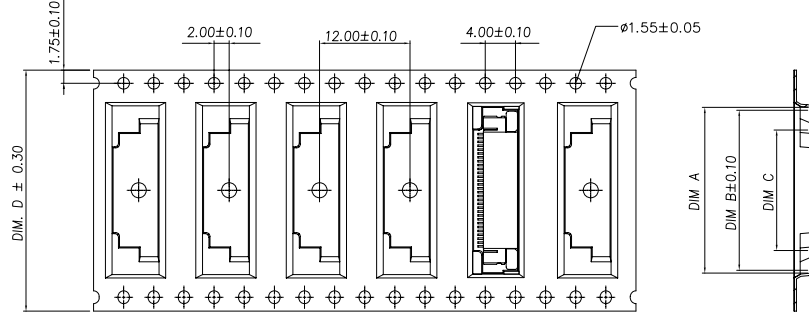


RECOMMENDED FPC DIMENSIONS DIAGRAM
 TOLERANCE ± 0.05

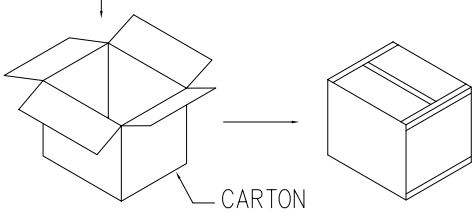
THIS DRAWING IS A CONTROLLED DOCUMENT.		DWN	Tyco Electronics Corporation Taipei, Taiwan	
DIMENSIONS: MM		CHK	NAME	
TOLERANCES UNLESS OTHERWISE SPECIFIED:		APVD	FPC CONNECTOR, 0.5mm PITCH, BOTTOM CONTACT, SMT TYPE.	
<ul style="list-style-type: none"> 0 PLC ± - 1 PLC ± - 2 PLC ± - 3 PLC ± - 4 PLC ± - ANGLES ± - 		PRODUCT SPEC	SIZE	CAGE CODE
MATERIAL FINISH		APPLICATION SPEC	A3	00779
		WEIGHT	DRAWING NO	RESTRICTED TO
		CUSTOMER DRAWING	C=1734592	
		SCALE	SHEET	REV
			2 of 3	A.3

THIS DRAWING IS UNPUBLISHED. RELEASED FOR PUBLICATION AUG 2006
 © COPYRIGHT BY TYCO ELECTRONICS CORPORATION. ALL RIGHTS RESERVED.

LOC	DIST	REVISIONS			
P	LTR	DESCRIPTION	DATE	DWN	APVD
		SEE SHEET 1.			



NOTE :
 1. TAPE REEL:
 DIAMETER: 13", THICKNESS : 0.35±0.05mm.
 2. CARTON:
 SIZE: 350mm(L)X 350mm(W)X 340mm(H).



DIM. D ± 0.30	DIM. A	DIM. B ± 0.10	DIM. C	DIMENSIONS					
				D	C	B	A	POS.	
44.00	25.00	30.75	31.50	50					
44.00	25.00	30.25	31.00	49					
44.00	24.50	29.75	30.50	48					
44.00	24.00	29.25	30.00	47					
44.00	23.50	28.75	29.50	46					
44.00	23.00	28.25	29.00	45					
44.00	22.50	27.75	28.50	44					
44.00	22.00	27.25	28.00	43					
44.00	21.50	26.75	27.50	42					
44.00	21.00	26.25	27.00	41					
44.00	20.50	25.75	26.50	40					
44.00	20.00	25.25	26.00	39					
44.00	19.50	24.75	25.50	38					
44.00	19.00	24.25	25.00	37					
44.00	18.50	23.75	24.50	36					
44.00	18.00	23.25	24.00	35					
44.00	17.50	22.75	23.50	34					
44.00	17.00	22.25	23.00	33					
44.00	16.50	21.75	22.50	32					
32.00	16.00	21.25	22.00	31					
32.00	15.50	20.75	21.50	30					
32.00	15.00	20.25	21.00	29					
32.00	14.50	19.75	20.50	28					
32.00	14.00	19.25	20.00	27					
32.00	13.50	18.75	19.50	26					
32.00	13.00	18.25	19.00	25					
32.00	12.50	17.75	18.50	24					
32.00	12.00	17.25	18.00	23					
32.00	11.50	16.75	17.50	22					
24.00	11.00	16.25	17.00	21					
24.00	10.50	15.75	16.50	20					
24.00	10.00	15.25	16.00	19					
24.00	9.50	14.75	15.50	18					
24.00	9.00	14.25	15.00	17					
24.00	8.50	13.75	14.50	16					
24.00	8.00	13.25	14.00	15					
24.00	7.50	12.75	13.50	14					
24.00	7.00	12.25	13.00	13					
24.00	6.50	11.75	12.50	12					
24.00	6.00	11.25	12.00	11					
24.00	5.50	10.75	11.50	10					
24.00	5.00	10.25	11.00	09					
24.00	4.50	9.75	10.50	08					
24.00	4.00	9.25	10.00	07					
24.00	3.50	8.75	9.50	06					
16.00	3.00	8.25	9.00	05					
APQ (PCS/CARTON)	PPQ (PCS/REEL)	DIMENSIONS			POS.				

THIS DRAWING IS A CONTROLLED DOCUMENT.		DWN	Tyco Electronics Corporation Taipei, Taiwan	
DIMENSIONS: MM		CHK	NAME	
TOLERANCES UNLESS OTHERWISE SPECIFIED:		APVD	FPC CONNECTOR, 0.5mm PITCH, BOTTOM CONTACT, SMT TYPE.	
0 PLC	±	PRODUCT SPEC	SIZE	CAGE CODE
1 PLC	±	APPLICATION SPEC	A3	00779
2 PLC	±	WEIGHT	DRAWING NO	
3 PLC	±		C=1734592	
4 PLC	±		RESTRICTED TO	
ANGLES	±			
MATERIAL	FINISH	CUSTOMER DRAWING	SCALE	SHEET
				3 of 3
				REV A.3